

# HOUSTON OILERS



PERENNIAL PRO BOWLERS  
MIKE MUNCHAK  
AND BRUCE MATTHEWS



1993 Media Guide



## 1993 SCHEDULE

### PRE-SEASON

DATE	OPPONENT	TIME
Sat., Aug. 7	New Orleans (San Ant.)	7:00 PM
Mon., Aug. 16	DETROIT	7:00 PM
Sat., Aug. 21	Dallas (San Ant.)	11:30 AM
Sat., Aug. 28	SEATTLE	7:00 PM

### REGULAR SEASON

Sun., Sept. 5	at New Orleans	7:00 PM
Sun., Sept. 12	KANSAS CITY	12:00 PM
Sun., Sept. 19	at San Diego	3:00 PM
Sun., Sept. 26	LOS ANGELES RAMS	12:00 PM
Sun., Oct. 3	Bye - AFC Central Division	
Mon., Oct. 11	at Buffalo	8:00 PM
Sun., Oct. 17	at New England	12:00 PM
Sun., Oct. 24	CINCINNATI	12:00 PM
Sun., Oct. 31	Bye - AFC Central Division	
Sun., Nov. 7	SEATTLE	12:00 PM
Sun., Nov. 14	at Cincinnati	12:00 PM
Sun., Nov. 21	at Cleveland	12:00 PM
Sun., Nov. 28	PITTSBURGH	7:00 PM
Sun., Dec. 5	ATLANTA	12:00 PM
Sun., Dec. 12	CLEVELAND	12:00 PM
Sun., Dec. 19	at Pittsburgh	12:00 PM
Sun., Dec. 25	at San Francisco	4:30 PM
Sun., Jan. 2	NEW YORK JETS	7:00 PM

All starting times are Central time

Home Games: Blue    Road Games: Red

**ON THE COVER:** Featured on the cover of the Houston Oilers' 1993 Media Guide are perennial Pro Bowlers Mike Munchak (8 selections) and Bruce Matthews (5 selections).

Photo by Bill Baptist. Special thanks to Palace Bowling Lanes in Houston.

# INDEX

## BIOGRAPHIES

K.S. "Bud" Adams, Jr.	3-4
Assistant Coaches/College Scouting/ Administrative/Team Staff/Staff Photos	13-34
Draft Choices	147-153
Mike Holovak	5
Mike McClure	6
Jack Pardee	10-12
Floyd Reese	9
Thomas Smith	8
Scott Thompson	7
Veterans	35-146

## GAME-BY-GAME

1992 Regular Season Game Summaries	204-215
Playoff Summaries	216-223

## GENERAL

All-Time Draft	185-189
Astrodome	300
Alamodome	301
Club Directory	2
Covering the Oilers	292-293
Derrick Doll Information	308
Hall of Fame Oilers	167-168
Hotel Listing	299
Historical Highlights	171-184
Length of Service	254
Media Information	291-292
1993-94 Key Dates	31
1993 Opponents	294-298
1993 Schedule	Inside Front Cover
Oiler Honors/1992 Oiler Honors	243-246
Oilers in Overtime	247-248
Oilers in "Plan B"	160
Oilers On-the-Air	289-291
Origin of the Oilers, Pronunciation Guide	159
Pro Bowl Oilers	241-242
Producing the Oilers	190
Retired Jerseys	169-170
Ticket Information	309
Trinity University	302

## NFL

1992 Final Standings	304
1993 Schedule	306-308
1992 Team Rankings	305
Personnel Guide	303

## RESULTS

All-Time Pre-Season Scores	233-234
Composite Records	239
Oilers vs. the NFL	235-239
Year-by-Year Scores	224-232

## ROSTERS

All-Time Roster	162-166
First-Year Roster	156-157
Numerical Roster	158
Veteran Roster	154-155

## STATISTICS

All-Time Coaches' Records	240
Attendance	271-272
Consecutive Victories and Losses	270
Home/Away Records	268
Hot 'n' Cold Oilers	269
Individual Records	273-278
Last Time	249
Looking for in 1993	161
Month-By-Month	269
1992 Game-By-Game Offense, Defense	198-199
1992 Games Played	192
1992 Playoff Statistics	196-197
1992 Regular Season Statistics	193-195
1992 Rushing, Receiving, Passing, Tackles	200-203
1992 Superlatives	191
Opponent Individual Records	281-282
Playoff Individual Records	283-286
Playoff Team Records	287-288
Prime Time Oilers	268-269
Tackle/Sack Leaders	259
Team Records	279-280
Ten Largest Margins	270
Top Performances	260-266
Top Tens (Career & Season)	250-253
Year-By-Year Leaders	255-258
Year-By-Year Offense, Defense	267

# OILER DIRECTORY

## ADMINISTRATIVE OFFICE

6910 Fannin Street  
Lower Level  
Houston, TX 77030  
(713) 797-9111

## PRACTICE FACILITY

2727 El Camino  
Houston, TX 77054

## ADMINISTRATION

Owner/Chairman of the Board/President .....	K.S. "Bud" Adams, Jr.
Executive Vice-President/General Manager .....	Mike Holovak
Executive Vice-President/Administration .....	Mike McClure
Executive Vice-President/Finance .....	Scott Thompson
Executive Assistant to the Owner/Chrm. of the Board/Pres.....	Thomas S. Smith
Vice-President/General Counsel .....	Steve Underwood
Assistant General Manager .....	Floyd Reese
Vice-President/Marketing and Broadcasting .....	Don MacLachlan
Director of Business Operations .....	Lewis Mangum
Controller .....	Gene Peirce
Assistant Controller .....	Marilan Logan
Director of Media Services.....	Chip Namias
Assistant Director of Media Services .....	Bob Schranz
Director of Ticket Administration and Services .....	Mike Mullis
Assistant Ticket Manager .....	Ralph Stolarski
Director of Security .....	Grady Sessums
Director of Computer Services .....	Steve Reese
Administrative Assistant to Owner/Chrm. of the Board/President .....	David Lang
Director of Player Relations.....	Willie Alexander
Administrative Assistant to GM .....	Joyce Bailey
Marketing/Broadcasting Assistant .....	Stuart Spears
Asst. to Director of Ticket Administration and Services .....	Bill Wainwright
Asst. Director of Business Operations/Publications Coor. ....	Paul Grabowski
Accounting Services.....	Tamala Theeck
Director of Derrick Dolls .....	Myrna Santos-Smith
Derrick Dolls Choreographer.....	Barbie Blair
Gift Shop Coordinator .....	Jim Carson
Ticket Office Staff.....	Joyce Janda, Stan Hanus
Interns .....	Todd Fedewa (media services), Jesse Stewart (trainer), Jon Verhaeghe (ticket office)

## TEAM STAFF

Head Coach.....	Jack Pardee
Assistant Coaches	
Receivers .....	Charlie Baggett
Defensive Backs.....	Tom Bettis
Quality Control.....	Frank Bush
Offensive Coordinator.....	Kevin Gilbride
Linebackers .....	Ronnie Jones
Running Backs .....	Frank Novak
Defensive Coordinator .....	Buddy Ryan
Defensive Line .....	Jim Stanley
Strength and Rehabilitation.....	Steve Watterson
Special Teams.....	Gregg Williams
Offensive Line.....	Bob Young
College Area Scouts.....	C.O. Brocato, Glenn Cumbee, Dub Fesperman
Head Trainer .....	Brad Brown
Assistant Trainer .....	Don Moseley
Equipment Manager .....	Gordon Batty
Equipment Assistants .....	Joe Dugger, Bill Lackey, Paul Noska
Videotape Coordinator .....	Ken Sparacino
Videotape Assistant .....	Joe Malota
Field Maintenance.....	Robert Vollert
Team Photographer .....	Bill Baptist
Team Physicians .....	Dr. Tom Cain, Dr. Robert Fain Sr., Dr. Robert Fain Jr., Dr. James Muntz
Team Dentist .....	Dr. Joseph Morgan

## SECRETARIAL STAFF

To Owner/Chairman of the Board/President .....	Linda Bell, Vicki Campbell, Cindy Eaton, Wilma Rugeley
To Executive Vice-President/Administration .....	Brenda Merrill
To Executive Vice-President/Finance .....	Shelly Grover
To Vice-President/General Counsel.....	Jorene Martin
To Executive Assistant to the Owner/Chrm. of Board/Pres. ....	Pam Finnerman
To Vice-President/Marketing and Broadcasting .....	Kim Percival
To Assistant General Manager, Scouting Department .....	Charlotte Mitchell
To Head Coach.....	Lynda Greer
To Director of Media Services.....	Marcella Vaughan
To Director of Ticket Administration and Services.....	Lois Royster

# **K.S. "BUD" ADAMS, JR.**

**Owner/Chairman of the Board/President**



One of Texas' premier business leaders, K.S. "Bud" Adams, Jr. brought professional sports to the Gulf Coast when he founded the Houston Oilers football team. The hard-working and aggressive Adams helped co-found the American Football League (AFL) on August 3, 1959 when the Oilers and the Dallas Texans became the first two major league sports franchises in the State of Texas.

Adams' first love, his Houston Oilers, is a team rich in tradition and pride. The Oilers have been in the playoffs a total of 14 times during their 33-year history, and Adams was the leading force in performing miracles during the early years of the AFL.

Adams' Oilers were the dominant team during the early 1960's, winning the championship in 1960 and 1961, finishing second in 1962, and making the playoffs in 1967, 1969, 1978, 1979, 1980, 1987, 1988, 1989, 1990, 1991, and in 1992. In fact, the Oilers' streak of six consecutive playoff appearances is the longest current streak in the NFL. In 1991, Adams' Oilers captured their first-ever AFC Central Division Championship.

Adams' interest in sports was first displayed while attending Culver Military Academy where he won letters in football, basketball, and baseball. Upon graduation from Culver, Adams attended Menlo College in California, lettering in both rugby and football. Adams then transferred to the engineering school at the University of Kansas where he also lettered in football for the Jayhawks. During his days at KU, Adams began his loyal affiliation with Sigma Chi fraternity.

Adams, a native of Bartlesville, Oklahoma, served in the U.S. Naval Reserve during World War II and was stationed aboard a PAC-Fleet carrier unit where he served as an aviation engineering officer. Prior to his discharge in 1946, Lt. jg. Adams served as an aide in the U.S. Navy's Congressional Liaison Office in Washington.

Truly a "man for all seasons," Adams has parlayed a 1946 chance stop in Houston, resulting from fog which grounded his plane, into a highly successful and diversified business empire which ranks him among the better known and prominent businessmen in the country.

Adams incorporated ADA Oil Company, which was a forerunner of the publicly-held American Stock Exchange-listed Adams Resources & Energy, Inc., an energy company engaged in oil and gas exploration, crude oil marketing, intrastate and interstate petrochemical trucking, and wholesale and retail marketing of petroleum products. Adams' diverse business interests include extensive farming and ranching in California and Texas, cattle and swine breeding, cattle

feeding, real estate, automobile dealerships and leasing, a travel agency, western art, and Indian artifacts.

During his early business career, Adams was an avid sponsor of amateur and AAU teams in basketball and softball. His ADA Oilers were a perennial power in the National Industrial Basketball League in the '50s, capturing third place in the national AAU tournament in 1956. His interest in sports has been further manifested by past ownership participation in professional baseball, basketball, and boxing.

The unknown side of Bud Adams is his charitable and philanthropic activities that are most often anonymous. Very active in national, state, and local programs, Adams is on the Board of Directors of the Cherokee Indian National Historical Society; the Board of Governors of the Sigma Chi Fraternity Foundation; the Board of Trustees of the Pro Football Hall of Fame in Canton, Ohio; the Board of Directors of the World League; the Board of Directors of the Boy Scouts of America, Sam Houston Area Council; the Board of Directors of The Hundred Club of Houston; the Board of Trustees of the Culver Educational Foundation; and is a Lifetime Director of the Houston Livestock Show and Rodeo. Adams also spearheaded the drive for construction and operation of the Houston Ronald McDonald House. In addition, he is a member of the NFL's important Finance Committee.

Adams has received numerous awards through the years, and in June, 1991, he was given the Order of Constantine from Sigma Chi which is the highest honor that fraternity can bestow. In February, 1990, he was given Sigma Chi Foundation's Semi-Centennial Award. In January of 1988, he received the prestigious "Golden Buckle Award" by the Greater Houston Convention and Visitor's Bureau, symbolizing "outstanding promotion of Houston as a premiere destination." In addition, in October, 1987, Adams was recognized with the Distinguished American Award, presented jointly by the Houston Chapter of the National Football Hall of Fame and the Houston Athletic Committee (Chamber of Commerce). Other noteworthy honors bestowed upon Adams in the past have included "Houston Salesman of the Year" in 1960 from the Houston Sales Association; "Mr. Sportsman" in 1961 by the Interfaith Charity Group; "Significant Sig" in 1963 by Sigma Chi Fraternity; "Westerner of the Year" in 1969 by the Houston Farm and Ranch Club; "Distinguished Alumnus" in 1980 from the California Community and Junior College Association; Culver Military Academy's "Man of the Year" in 1981; Financial World Magazine's 1981 "Outstanding Chief Executive Officer"; and "King Capon" in 1983 from Bill Williams' annual Capon Charity Dinner, Inc.

Bud and his wife Nancy have two daughters (Susie, Amy) and six grandchildren.



# MIKE HOLOVAK

**Executive Vice-President/General Manager**



On February 2, 1989, Mike Holovak was named General Manager of the Oilers and was given the added responsibilities of Executive Vice-President on July 2 of '89. Long regarded as one of the top personnel men in the National Football League, Holovak is a veteran of over 40 years in football administration including 34 in the professional ranks. Known for his honesty and integrity, Holovak joined the Oilers on February 15, 1981 and previously held positions within the club that included Director of Player Personnel and Assistant General Manager.

Holovak was an All-America football player for Boston College, playing for the Eagles from 1940-42 (co-captain in '42). In the January 1, 1943 Orange Bowl game, he set a record for the highest rushing average in that game with a 15.8-yard mark on ten carries for 158 yards. BC lost that Orange Bowl to Alabama 37-21, but Holovak scored three touchdowns (65, 34, 2 yds.). In January of 1984, he was inducted into the prestigious Orange Bowl Hall of Honor. Holovak was also inducted into the National Collegiate Hall of Fame in 1983 as well as being inducted into the State of Pennsylvania Hall of Fame in Hershey, Pa. Holovak is a native of Lansford, Pa.

Following his collegiate career, Holovak was drafted in the first round by the Los Angeles Rams, but first served in the Navy until 1946. He played for the Rams in '46 before being traded to the Chicago Bears. In two seasons with the Bears (1947-48) under Head Coach George Halas, Holovak played fullback and linebacker.

Holovak retired from pro football in 1949 to become the junior varsity coach at Boston College, and from 1951-59 he was BC's head coach, posting a 49-29-3 record during his tenure. When the new American Football League was formed, Holovak was one of the first employees hired by the Boston Patriots, becoming their Director of Player Personnel in 1959. Elevated to head coach after the fifth game in 1961, Holovak then guided the Patriots to the AFL Eastern Division title, posting a 7-1-1 record in the final nine games.

In 1964, Holovak assumed the Patriots' General Manager's duties along with his head coaching job. With a 52-46-9 record, he remains the winningest coach in Patriots' history. He left the Pats in 1968 to join the San Francisco 49ers, and has also been associated with the Oakland Raiders (1971) and the New York Jets (1972-76). He served as the Jets' head coach for one game in '76 following the departure of Lou Holtz. Holovak returned to the Patriots as a personnel assistant in 1977 before being promoted to Director of College Scouting the following year.

Mike and his wife Pauline live in Houston. They have two grown daughters, Michele and Cindy.

# **MIKE McCLURE**

**Executive Vice-President/Administration**



Mike McClure's tenure with the Houston Oilers is spread over six years, 1979-1980 and 1989-1993, and as he enters his seventh full season, every Oilers' team with whom he's been associated has had a winning season and earned a trip to the playoffs.

He's one of a handful of people who've served in top level executive capacities in three major professional sports. In ten of his 19 years, he has overseen marketing efforts which resulted in club attendance records.

Following six years in private business, McClure entered the sports field in 1970 as Director of the Big Ten Conference Service Bureau. In 1973, he joined the NBA's Chicago Bulls, as Director of Public Relations and Marketing. In his five seasons with the Bulls, attendance records were set which stood until Michael Jordan's arrival at Chicago Stadium.

In 1979, McClure joined the Oilers as Vice-President of Marketing and Public Relations. He conceived and administered the Oilers' "Luv Ya Blue!" promotion which has been hailed as one of the most successful in sports history.

McClure went to the Chicago White Sox in 1981 as Vice-President of Marketing and in 1983 the White Sox became the first baseball team in Chicago history to draw 2 million fans. In 1983 and 1986, he was honored by Major League Baseball with the coveted Team Marketing Excellence Award and is the only two-time recipient.

During his 20-year career in sports, McClure has been associated with six men who currently serve as general managers and 12 men who serve as head coaches or managers of professional sports franchises.

He was elevated to Senior Vice-President of Marketing and Broadcasting in 1987 and played a key role in the planning and construction of the new Comiskey Park.

McClure has received numerous professional and community awards, is a Significant Sig of Sigma Chi Fraternity, and serves on the Alumni Board of Trustees of his alma mater, DePauw University in Greencastle, Indiana.

Mike and his wife Brenda, have two grown sons (Michael 26, Matthew 23) and reside in Sugar Land, Texas.



# **SCOTT THOMPSON**

**Executive Vice-President/Finance**



Scott Thompson joined the Oilers on September 9, 1991 as the team's Executive Vice-President/Finance. In that role, Thompson reports directly to Oiler Owner/President K.S. "Bud" Adams, Jr. In addition to his Oiler duties, Thompson also serves as the Executive Vice-President of Operations and Finance for KSA Industries, the Oilers' parent company.

Thompson's responsibilities with the Oilers comprise all financial aspects of the team's operations while monitoring treasury, accounting, and financial reporting functions. Additionally, Thompson is responsible for the companies' investments, dealings and negotiations with financial institutions, electronic data processing, and player insurance.

Thompson serves on the Board of Directors of Adams Resources & Energy Inc., an energy company engaged in oil and gas exploration. He also serves on the Board of Crisis Intervention of Houston Inc., a non-profit telephone counseling agency.

Prior to joining the Oilers, the 34-year-old Thompson was a Senior Manager for Arthur Andersen and Co., a world-wide accounting and consulting firm. In his ten years at Arthur Andersen, Thompson's main area of concentration was in banking, real estate, and sports industries. He was also heavily involved in deal structuring, financial consultation, and strategic analysis.

A native of Ft. Worth, Thompson graduated Magna Cum Laude from Stephen F. Austin University where he was actively involved as a member of Sigma Chi Fraternity. Scott and his wife Vanessa reside in Houston with their son Brandon and daughter Samantha.

# **THOMAS S. SMITH**

**Executive Assistant to the Owner/  
Chairman of the Board/President**



Thomas S. Smith currently serves as the Executive Vice-President and Chief Operating Officer of KSA Industries, the parent company of the Houston Oilers. In addition to that post, Smith is also the Executive Assistant to K.S. "Bud" Adams, Jr. Smith is involved with long range planning for the Oilers' organization and also serves as a liaison in the club's day-to-day operation with Adams. Additionally, he is on the Board of Directors of Adams Resources. Smith played a lead role in the planning of the 1988 Astrodome expansion.

A native of Houston, Smith has been with KSA Industries since 1974. He is a graduate of the University of Texas with a degree in finance.

Among his other activities, Smith is a past president and is currently on the Board of Directors of the Houston Ronald McDonald House. Smith also serves on the Board of Directors of the Red Cross (also on Executive Committee) and the Post Oak YMCA. In addition, he is chairman of the Steering Committee for the Texas Children's Development Council and is on the Board of Trustees of the Kinkaid School Endowment Fund. Previously, Smith was chapter chairman and a member of the Board of Directors and the Executive Committee for the March of Dimes. In 1986, Smith was the recipient of the Freedom Foundation Certificate of Merit.

Tommy and his wife Susie reside in Houston with their son Stuart and daughter Nancy.

# FLOYD REESE

**Assistant General Manager**



On January 30, 1990, Floyd Reese was appointed to the newly-created position of Assistant General Manager for the Oilers. In his post, the 45-year-old Reese assists in the team's scouting department, in player contract negotiations, and also assists Executive Vice-President/General Manager Mike Holovak in a myriad of other front office responsibilities.

Prior to assuming his current position, Reese served as the Oilers' Linebackers Coach for four years. In 1989, three of the club's top four tacklers were from Reese's group, and in '88, the team's top three tacklers were all linebackers.

A native of Springfield, Missouri, Reese played linebacker at UCLA from 1966-69, and played professionally for one season (1970) as a defensive lineman for the Montreal Alouettes of the CFL. Following his stint in Montreal, Reese began his coaching career at Liberty Union High School in Brentwood, California. He then returned to his alma mater in Westwood as an assistant coach, remaining with the Bruins from 1971-73. Reese ended the collegiate coaching portion of his career with one season at Georgia Tech in 1974.

From 1975-77, Reese was the strength and conditioning coach for the Detroit Lions. After his term with the Lions, Reese joined the San Francisco 49ers for one season (1978) before being added to Bud Grant's staff as linebackers and special teams coach for the Minnesota Vikings in 1979. He served in that role until 1984 when he was elevated to the position of Defensive Coordinator under then-Head Coach Les Steckel. Again under Grant in '85, he reassumed the duties of linebackers coach.

Reese is a member of both the UCLA Athletic Hall of Fame and the Liberty Union High School Hall of Fame. Born August 8, 1948, Floyd and his wife Sally (4/3/72) have two sons, Jeremy (9/19/76) and Sean (5/16/80), and reside in Sugar Land, Texas.

# JACK PARDEE

**Head Coach**



Jack Pardee's Houston Oilers have qualified for the NFL playoffs in each of his three previous seasons as the team's Head Coach. As Pardee enters his fourth year at the Houston helm, he has his sights set on one thing...continuing the Oilers' recent winning tradition and taking it a step further towards a Super Bowl title.

Pardee's Oilers enter the 1993 season with a claim that no other NFL team can make...Houston has earned a playoff berth in each of the last six years. Last season, the Oilers qualified for post-season play with a 10-6 record but lost a heartbreaking overtime contest at Buffalo. In 1991, Pardee led the Oilers to their first-ever outright AFC Central Division championship. Pardee became the Oilers' 14th head coach when he signed a five-year contract on January 9, 1990. Upon his hiring, Pardee announced that the Oilers would utilize the "Run 'N Shoot" offense, would play exciting football, and would attempt to continue the Oilers' streak of qualifying for post-season play. And he delivered.

The 1992 season included several additional highlights for Pardee's Oilers. Among them:

- For the third straight year, the Oilers ranked #1 in the NFL in passing yards. Also for the third consecutive season, Houston was among the league's top three in total offense (1st in 1990, 2nd in 1991, 3rd in 1992).
- The Oilers' defense achieved their highest league ranking since the 1970 AFL-NFL merger by finishing third (first in AFC). The Oilers' 1980 defense held the previous high ranking of fifth in the league.
- Both the Oilers' offense and defense ranked third in the league. No other AFC team boasted that high a ranking on both offense and defense, and only one other NFL team (Dallas) had a higher combined ranking.
- The Oilers had nine players (tied with Buffalo for NFL-best) selected for the Pro Bowl including four starters.
- The Oilers allowed just six rushing touchdowns in 1992 which equaled the 32-year-old team record that was established in 1960.
- Houston and New Orleans were the only NFL teams that did not permit a 100-yard receiver. Houston was also one of five NFL clubs that did not allow a 300-yard passer.
- The Oilers ranked first in the AFC and second in the NFL (behind

49ers) in scoring efficiency inside the "red zone" (inside the 20). Houston made 54 trips inside the 20 and produced 33 touchdowns and 14 field goals (87% scoring efficiency).

- Houston vastly improved its running game in 1992, moving from tenth in the NFL in 1991 to third in average gain per rush. The Oilers also jumped five notches from 1991 in their NFL ranking in average rushing yards per game.
- Since 1990, Houston has improved from 11th to first in the NFL in kickoff coverage while improving its average return allowed from 18.7 to 15.7.
- From 1990-92, the Oilers have ranked in the NFL's top five in both third down efficiency and first downs per game.
- Houston's touchdowns allowed has shrunk from 51 in 1989 prior to Pardee's arrival to 26 in 1991 and 28 in 1992.
- The Oilers and the 49ers are the only two teams in the league to finish with winning records in each of the last six seasons.

Pardee is a proven winner, a man who has won "Coach of the Year" honors at every level he has been. Among his many other honors, Pardee has won such accolades in the National Football League, the United States Football League, the World Football League, and the Southwest Conference. He has a talented team that has made six consecutive playoff appearances, but has yet to achieve its ultimate goals...an AFC championship and a Super Bowl trophy. Pardee wants to help the Oilers reach that next plateau and he plans on doing it the old fashioned way...with hard work, discipline, and determination

Pardee joined the Oilers from the University of Houston where he had served as Head Coach since 1987. During his three Cougar seasons, his teams compiled a record of 22-10-1. In Pardee's first UH campaign, the team posted a 4-6-1 record but improved to 9-2 in his second year in 1988. That season, the Cougars finished in second place in the Southwest Conference while earning an Aloha Bowl invitation where they lost to Washington State. In 1988, Houston established over 100 NCAA and SWC combined records and finished in the top four nationally in per game averages for total yards (484.6), passing yards (377.5), and scoring (41.1). The Cougars also led the conference in total defense and passing defense. In 1989, UH again finished with a 9-2 slate and a second place finish (tied) in the Southwest Conference. The UH "Run 'N Shoot" offense steamrolled over its opposition, again setting over 100 NCAA/SWC records. The Cougars posted some amazing statistics, leading the nation in per-game averages for total yards (624.9), passing yards (511.3), and scoring (53.5). Houston also finished sixth nationally (1st in SWC) by allowing just 13.6 points per contest. Additionally, Andre Ware, the Cougars' Heisman Trophy-winning quarterback, set NCAA marks with 46 touchdown passes and 4699 yards passing.

Prior to his arrival at UH, Pardee spent 1986 as a scout for the Green Bay Packers. Before that, he served for two seasons (1984-85) as the Head Coach for the Houston Gamblers of the USFL, compiling a 23-13 record. His '84 squad won the division title with a 13-5 record as he garnered Coach of the Year honors. Led by quarterback Jim Kelly, the Gamblers led the league in total offense and scoring in both of Pardee's USFL seasons. Before leading the Gamblers, Pardee spent 1982 out of football, working as Vice-President/Marketing for Runnels Mud Company in Midland, Texas. In 1981, he was the Defensive Coordinator for the NFL's San Diego Chargers as that club won the AFC's Western Division and advanced to the conference championship game before losing to Cincinnati.

From 1978-80, Pardee was the Head Coach for the Washington Redskins. In 1979, he led the team to a 10-6 record and Pardee received Associated Press NFL Coach of the Year honors. In 1975, Chicago Bears General Manager Jim Finks made Pardee the youngest head coach in the National Football League. Pardee coached the Bears through the '77 season when the team earned their first playoff berth since 1963. Named NFC Coach of the Year in 1976, Pardee's Bear teams improved from 4-10 to 7-7 to 9-5.

Pardee received his first head coaching assignment in 1974 with the Florida Blazers of the World Football League. While also carrying the title of general manager, Pardee led the Blazers to a 14-6 record, an Eastern Division title, and a berth in the league's championship game where they lost a 22-21 decision to Birmingham. His coaching career had officially begun the year before when he served as an assistant for the Redskins.

As a player, Pardee performed in the NFL for 15 years as one of the top linebackers in the league. A second round draft choice of the Los Angeles Rams in 1957, he played for them for 13 years despite sitting out the 1965 campaign while recovering from cancer (served as a special assistant at Texas A&M in '65). He was a Pro Bowler and an All-Pro selection for the Rams in 1963 and was named to the Rams' All-Time 40th Anniversary team. In 1971, Pardee was traded to the Redskins in a deal that involved six players and eight draft choices, and he earned All-Pro honors that year. In his two seasons with Washington, the team advanced to the playoffs both years and lost Super Bowl VII to the undefeated Miami Dolphins. He intercepted three passes in one game against the Cardinals in '71 and, upon his retirement following the '72 season, had notched 22 career interceptions and scored five TDs.

Collegiately, Pardee attended Texas A&M where he played both linebacker and fullback for Coach Paul "Bear" Bryant. While at A&M, he earned All-America, Academic All-America, and All-Southwest Conference honors. As a senior, Pardee helped lead the Aggies to a 9-0-1 mark and he was selected to play in the Blue-Gray and North-South all-star games.

He is a member of the Texas A&M Hall of Fame (inducted 1969), the National Football Foundation Hall of Fame (1986), the Texas Sports Hall of Fame (1987), the College Football Hall of Fame (1987), and the Senior Bowl Hall of Fame (1990).

Extensively involved in community and charitable causes, Pardee is very active with the American Cancer Society on a local, state, and national level. He also is involved with the Fellowship of Christian Athletes, and donates his efforts to the Police Athletic League and the Drug Enforcement Agency.

Born John Perry Pardee on April 19, 1936, he is a native of Exira, Iowa. Pardee was raised in Christoval, Texas where he starred in six-man football. Jack and his wife Phyllis have five children including sons Steven and Ted, and daughters Judee, Anne, and Susan.

### PARDEE'S HEAD COACHING RECORD

Year	Team	Record*
1974	Florida Blazers (WFL)	14-6 (2-1)
1975	Chicago Bears (NFL)	4-10
1976	Chicago Bears (NFL)	7-7
1977	Chicago Bears (NFL)	9-5 (0-1)
1978	Washington Redskins (NFL)	8-8
1979	Washington Redskins (NFL)	10-6
1980	Washington Redskins (NFL)	6-10
1984	Houston Gamblers (USFL)	13-5 (0-1)
1985	Houston Gamblers (USFL)	10-8 (0-1)
1987	University of Houston (NCAA)	4-6-1
1988	University of Houston (NCAA)	9-2 (Aloha Bowl, 0-1)
1989	University of Houston (NCAA)	9-2
1990	Houston Oilers (NFL)	9-7 (0-1)
1991	Houston Oilers (NFL)	11-5 (1-1)
1992	Houston Oilers (NFL)	10-6 (0-1)

Regular season record as head coach	133-93-1
World Football League record	14-6
National Football League record	74-64
United States Football League record	23-13
NCAA record	22-10-1

\*Figures in parenthesis indicate post-season records

# ASSISTANT COACHES

## CHARLIE BAGGETT



### Receivers

1st NFL Season, 1st with Oilers

Born: January 21, 1953

Charlie Baggett was named as the Oilers' Receivers Coach this past February 26. Baggett's ascension to the NFL coaching ranks is a personal dream come true. The same can be said about the talent he will be directing. Houston's "Fab Four" featuring Ernest Givins, Haywood Jeffires, Curtis Duncan, and Webster Slaughter is considered by many to be the best receiving corps in the league. Givins, Jeffires, and Duncan were ranked among the AFC's top six receivers in 1992 and all three were named to the Pro Bowl marking the first time ever that three WRs from the same team have earned a spot in that prestigious event. Besides a surplus of talent, Baggett will find his receivers to be an amazingly durable group. None of the projected four starters has missed a single game since 1989.

Prior to joining the Oilers, Baggett spent ten years as an assistant coach at Michigan State, his alma mater. While at MSU, he tutored the receivers from 1983-84, 1986-87, and 1990-92, and coached the running backs in 1985 and 1988-89. Working for Spartan Head Coach George Perles, Baggett had several star pupils including current Oiler Lorenzo White, Atlanta's Andre Rison, Miami's Mark Ingram, and Tampa Bay's Courtney Hawkins.

From 1981-82, Baggett served as the receivers coach at Minnesota for Head Coach Joe Salem. While at UM, Baggett gained experience in the "Run 'N Shoot" offense which the Gophers used exclusively. He began his coaching career as the offensive backs coach at Bowling Green (1977-80) under former Michigan State Head Coach Denny Stolz.

As a player, Baggett was a star quarterback at Michigan State after spending his freshman year at North Carolina. A Spartan QB from 1972-75, he ended his MSU career as the school's all-time total offense leader. As a senior, Baggett was the team's co-captain and set what was then an MSU single season total offense record (1713 yards). During his career at Michigan State, Baggett was named the team's Most Valuable Player and was also named to several All-Big Ten teams. He had a brief stint with the Hamilton Tiger-Cats of the Canadian Football League before embarking on his coaching career.

The 40-year-old Baggett owns a B.S. degree from Michigan State. A native of Fayetteville, North Carolina, Baggett has a daughter named Camille (4/1/88) and resides in Houston.

# TOM BETTIS



## Defensive Backs

28th NFL Season, 3rd with Oilers

Born: March 17, 1933

In 1993, Tom Bettis begins his second stint as Defensive Backs Coach for the Oilers having previously held that position from 1986-87. A veteran of 27 years as an NFL coach, Bettis brings a wealth of knowledge and experience as a highly respected teacher of defensive backs. With the Oilers, Bettis will oversee a group of DBs that includes a mix of young veterans such as Cris Dishman and Bubba McDowell, with a talented quintet of age 24-or-under players like Marcus Robertson, Steve Jackson, Darryll Lewis, Mike Dumas, and Tony Brown.

Before rejoining the Oilers, Bettis spent the 1991 season as the Defensive Backs Coach for John Robinson's Los Angeles Rams. Prior to that, he served in the same capacity for the Philadelphia Eagles from 1989-90. While with the Eagles, Bettis worked for current Oiler Defensive Coordinator Buddy Ryan who was then Philadelphia's head coach. In Bettis' first season in Philly, the Eagles led the NFL in interceptions while jumping 16 spots from the previous season in their league ranking for yards allowed. Also a member of that Eagles' staff and the Rams' staff that Bettis worked with was current Houston Linebackers Coach Ronnie Jones.

Bettis spent the 1988 campaign in his second tour of duty as the defensive backs coach for the Kansas City Chiefs. He had returned to K.C. following his two seasons as DB coach for the Oilers. In Bettis' initial Houston season of 1986, the Oilers ranked second in the AFC in fewest passing yards permitted while allowing opposing quarterbacks to complete just 46.5% of their passes. In 1985, Bettis held the post of defensive coordinator/secondary coach for the Cleveland Browns.

From 1978-84, Bettis was the defensive coordinator for the St. Louis Cardinals while also handling the secondary in his final three seasons there. In 1966, he joined Hank Stram's Chiefs staff and remained in Kansas City through the 1977 season. Serving as both defensive coordinator and defensive backs coach, Bettis' troops led their league or conference in interceptions from 1966-70 and in 1974. During his first tenure in K.C., the Chiefs appeared in a pair of Super Bowls (I, IV). Bettis was the Chiefs' interim head coach for the final seven games of the '77 season following the departure of Paul Wiggan. Bettis' non-playing career began when he served as a Chicago Bears' scout from 1964-65.

A native of Chicago, Bettis was a three-time All-Big Ten and two-time All-America selection (1953-54) at linebacker and guard at Purdue. He finished fourth in balloting for the 1954 Heisman Trophy and co-captained the 1955 College All-Stars. Bettis was Green Bay's first round draft choice in 1955 and he played linebacker for the Packers through 1961 (NFL champions that season). He was later traded to Pittsburgh and played for the Steelers in 1962 before finishing his playing career with the World Champion Bears in 1963.

Tom and his wife Valerie (6/4/55) have three grown daughters, Lisa, Karen, and Krista, plus six grandsons. The Bettis' live in Sugar Land, Texas.



---

# FRANK BUSH

---



## Quality Control

7th NFL Season, 7th with Oilers

Born: January 10, 1963

In 1993, Frank Bush's duties will include quality control while also assisting the defensive positional coaches. Bush's involvement with quality control will include "breaking down" film of Oiler opponents and compiling coaching reports on their offensive/defensive tendencies. Last season, Bush's first as an assistant coach, he was responsible for the team's linebackers. Under Bush's tutelage, several members of his LB corps had outstanding seasons. Al Smith earned All-Pro and Pro Bowl honors while Eddie Robinson was a productive contributor as a rookie. Bush was named a Houston assistant coach on May 15, 1992 after serving as the Oilers' college scout for the western states since July 1, 1987.

Bush, considered one of the most talented young players in the NFL, was an Oiler linebacker from 1985-86. He saw his playing career end in 1986 due to an irregularly narrow spinal canal. The 30-year-old Bush suffered a cervical sprain against Kansas City on September 21, 1986 and doctors then diagnosed the condition that forced him to retire.

In his rookie season of 1985, Bush played in all 16 games with 11 starts and contributed 114 tackles and four quarterback sacks. For his efforts, he was selected to UPI's First Team All-NFL Rookie squad. Bush opened the '86 season as the club's starting right outside linebacker. He was a fifth round draft choice of the Oilers in 1985 out of North Carolina State. As a three-year starter for the Wolfpack, Bush compiled 247 tackles, 15 sacks, and four interceptions. Bush earlier starred at Clarke Central High School in his hometown of Athens, Georgia.

Born January 10, 1963, Frank and his wife Stephanie live in Houston.

---

# KEVIN GILBRIDE

---



## Offensive Coordinator

5th NFL Season, 5th with Oilers

Born: August 27, 1951

In his four seasons with the Houston Oilers, Kevin Gilbride has established himself as one of the top offensive minds in the National Football League. That claim is backed up by statistics: for the third straight year, the Oilers ranked #1 in the NFL in passing yards; also for the third consecutive season, Houston was among the league's top three in total offense (first in 1990, second in 1991, third in 1992); the

Oilers have scored more points over the last three years than 26 of the NFL's other 27 clubs; and from 1990-92, the Oilers ranked in the NFL's top five in both third down efficiency and first downs per game. Seven members of Gilbride's starting offensive unit in '92 earned Pro Bowl berths. The architect of the Oilers' explosive "Run 'N Shoot" offense, Gilbride has served in his current capacity as offensive coordinator since January 30, 1990. He was Houston's quarterbacks coach for the 1989 season and still continues to tutor the team's QBs.

Before arriving in Houston, Gilbride coached at East Carolina University where he served as Offensive Coordinator in 1988 after being the Pirates' Passing Game Coordinator in 1987. In '88, utilizing the four-wide receiver offense, the Pirates averaged 390.5 yards and over 26 points per game playing a schedule that included six bowl teams (West Virginia, Miami, Florida State, Syracuse, South Carolina, Southern Mississippi).

Prior to joining East Carolina, Gilbride was slated to be the Offensive Coordinator for the Montreal Alouettes of the Canadian Football League for the '87 campaign, but the club folded prior to the season. From 1985-86, Gilbride coached the four-wide receiver offense for the CFL's Ottawa Roughriders, serving as Quarterbacks/Receivers Coach in '85 before being elevated to Offensive Coordinator. From 1980-84, he was the Head Coach at Southern Connecticut State University in New Haven where the Owls posted a 35-14-2 mark during his tenure. During that span, SCSU was twice nationally ranked in NCAA Division II. While at Southern Connecticut, Gilbride was named Division II (ECAC region) Coach of the Year (1982), New England Coach of the Year (1983), and Walter Camp Division II Coach of the Year (1983).

Before joining SCSU, Gilbride served as Defensive Coordinator at American International University in Springfield, Mass. from 1978-79, and as Defensive Coordinator at Tufts University from 1976-77. Gilbride began his college coaching career at Idaho State where he was Defensive Ends Coach in 1974 and Secondary Coach in '75.

Last season, Gilbride's courage captivated the football public. When a routine insurance physical revealed a cancerous kidney, Gilbride was required to immediately have the kidney surgically removed (December 11). Despite medical projections that said he would be "out of action" for three-six weeks, Gilbride courageously fought his way back to the team, missing just two games before his December 27 return to the Oiler sidelines.

Gilbride earned a bachelor's degree from Southern Connecticut where he played quarterback and tight end as a three-year starter. A native of North Haven, Connecticut, Gilbride also has a master's degree from Idaho State. Kevin and his wife Deborah (1/4/75) live in Missouri City, Texas with their two daughters, Kelly (9/17/75) and Kristen (6/19/77), and son Kevin (12/14/79).

---

## **RONNIE JONES**

---



### **Linebackers**

7th NFL Season, 1st with Oilers

Born: October 17, 1955

Ronnie Jones was named as the Oilers' linebackers coach this past February 1. Jones inherits a core group of LBs that has performed well and has the talent to play even better. Al Smith has been

an All-Pro and a Pro Bowler in each of the last two seasons, former first round draft pick Lamar Lathon had an outstanding 1991 campaign but had injury problems in '92, and Eddie Robinson showed considerable ability last season with 11 starts as a rookie. Add three-time Pro Bowler Wilber Marshall to that group and it's clear that Jones has talent to work with. Reunited with current Oilers' Defensive Coordinator Buddy Ryan, Jones' credo to his charges is clear: play hard, play smart, and play aggressively.

Jones came to Houston after spending the 1992 season as linebackers coach for the Los Angeles Raiders under Head Coach Art Shell. Prior to that, he held the same position with the Los Angeles Rams for the 1991 campaign, working for then-Head Coach John Robinson. From 1987-90, Jones was an assistant coach for the Philadelphia Eagles, beginning as Philly's strength and conditioning coach before adding linebackers coach to his title in 1988. As an assistant in Philadelphia under Ryan, Jones was responsible for coaching the Eagles' outstanding stable of linebackers that included Seth Joyner and Byron Evans. In '91, Jones and current Oiler Defensive Backs Coach Tom Bettis followed former Eagles' Defensive Coordinator Jeff Fisher to the Rams.

Jones was the strength and conditioning coach at Arizona State from 1985-86 after serving as the offensive line coach/recruiting coordinator at Tulsa in 1984. From 1979-83, he worked with the defensive line and linebackers at Northeastern (Okla.) State while also handling duties as the school's head track coach and strength/conditioning coach for all sports.

Jones was a small college All-America running back at Northwestern (Okla.) State who had tryouts with the Denver Broncos and the CFL's Saskatchewan Roughriders. He holds a B.S. from Northeastern State and a master's degree from Northwestern State. Ronnie and his wife Karla (5/29/76) reside in Missouri City, Texas.

---

## FRANK NOVAK

---



### Running Backs

5th NFL Season, 5th with Oilers

Born: May 18, 1938

In his fifth season as the Oilers' running backs coach, Frank Novak finds himself as one of two senior position members of the Houston staff (Kevin Gilbride is the other). One of the most popular coaches to ever work for the Oilers, Novak also assists in coaching Houston's special teams. In working with the Oilers' one-back "Run 'N Shoot" offense, Novak's stable of running backs may be small but it was very effective in 1992. Houston ranked third in the NFL in average gain per rush (4.6) and the team finished among the league's top three offenses for the third straight season. Lorenzo White, Novak's star pupil, emerged as one of the most complete and productive backs in the NFL. The first-time Pro Bowler ran for 1226 yards and caught 57 passes for 641 yards. White's 1867 rushing/receiving yards was the second best total in team history and, amazingly, he did not lose a fumble despite handling the ball 322 times. Under Novak's direction, Gary Brown continued his development while Spencer Tillman added veteran leadership to the RB group.

The 55-year-old Novak came to Houston from the University of Missouri where he spent the 1988 season as the Tigers' Running

Backs Coach. In 1986, he was the Quarterbacks Coach at the University of Massachusetts. He accepted the position at UMass after the Birmingham Stallions of the United States Football League folded. Novak was slated to be the Stallions' Offensive Coordinator in 1986 after serving as their Receivers Coach in '85. Novak spent the 1984 campaign as the Running Backs Coach for the USFL's Oklahoma Outlaws under Head Coach Woody Widenhofer whom he would later work for at Missouri.

Prior to joining the USFL, Novak served six seasons as an assistant coach at Holy Cross (1978-83). He was the Crusaders' Offensive Backs Coach from 1978-81 before being elevated to Offensive Coordinator. From 1976-77, he was the Offensive Coordinator at Western Illinois after spending the 1974-75 seasons at the University of Virginia (Quarterback Coach in '74, Offensive Backfield Coach in '75).

In 1973, Novak was hired to be the Offensive Coordinator at East Carolina as the Pirates won the Southern Conference championship that season. He began his college coaching career in 1966 at his alma mater, Northern Michigan. At NMU, he was the Offensive Backs/Receivers Coach from 1966-70 before being promoted to Offensive Coordinator (1971-72). Prior to that, Novak was a high school coach in New London, Connecticut and in Iron Mountain, Michigan.

Novak was an AP Honorable Mention All-America quarterback at Northern Michigan where he received both his bachelor's and master's degrees. A native of Leominster, Massachusetts, Frank and his wife Ellen (3/23/81) have one son, Jason, and live in Missouri City, Texas. Frank also has four grown children who live in the New England area including son Frank Jr. and daughters Kimberly, Tracy, and Linda.

---

## **BUDDY RYAN**

---



### **Defensive Coordinator**

24th NFL Season, 1st with Oilers

Born: February 17, 1934

Buddy Ryan joined the Oilers as their defensive coordinator this past January 29. A veteran of 23 NFL seasons including five as head coach of the Philadelphia Eagles, Ryan inherits an Oiler defense that managed to rack up some substantial accomplishments in 1992. The Houston "D" achieved their highest league ranking since the 1970 AFL-NFL merger by finishing third (first in AFC). In '92, the Oilers matched a 32-year-old team record by permitting just six rushing touchdowns, and Houston and New Orleans were the NFL's only clubs that did not allow a 100-yard receiver or a 300-yard passer. However, it will be the things that Houston's defense has not accomplished in the past that Ryan will be looking to improve.

Known as one of football's most innovative and effective defensive coaches, Ryan has enjoyed success at all of his NFL coaching stops. He has served on the staff of three Super Bowl teams (1968 Jets, 1976 Vikings, 1985 Bears). Ryan is the mastermind of the "46" defense, a scheme that involves multiple variations of alignments and coverages.

Ryan's most recent NFL post was as head coach of the Eagles, a job he held from January, 1986 through January, 1991. As head coach at Philadelphia, he led the Eagles to the playoffs in each of his

last three years with the club, thus ending the Birds' streak of seven seasons without a post-season berth. Ryan's overall record with the Eagles was 43-35-1. From 1988-90, Philadelphia posted marks of 10-6, 11-5, and 10-6 while playing in the rugged NFC Eastern Division. Ryan's '88 squad won the division championship which marked Philly's first such crown since 1980.

Prior to joining the Eagles, Ryan spent eight years as the Chicago Bears' defensive coordinator (1978-85). During that span, his unit ranked among the NFL's top ten on six occasions. He helped mold such great players as Mike Singletary, current Oiler Wilber Marshall, Dan Hampton, Steve McMichael, and Gary Fencik. In 1984, the Bears established an NFL record by accumulating 72 QB sacks while also leading the league in fewest yards allowed (241.3 per game) and fewest rushing yards permitted (86.1). In Chicago's Super Bowl season of 1985, Ryan's charges led the NFL in nine defensive categories including fewest points allowed (12.4 per game), fewest total yards allowed (258.4), fewest rushing yards allowed (82.4), fewest rushing TDs permitted (6), most interceptions (34), most turnovers (54), fewest first downs allowed (14.8), lowest opponent passing percentage (47.7), and lowest opponent time of possession (25:27).

In Chicago's Super Bowl XX win over New England, Ryan's Bears held the Patriots to a Super Bowl record fewest first downs (7) and fewest rushing first downs (1) while allowing just 123 total yards. On the road to the Super Bowl, Chicago posted playoff shutouts of the Rams and Giants, an unprecedented accomplishment in NFL post-season annals.

From 1976-77, Ryan served as defensive line coach for Bud Grant's Minnesota Vikings as the "Purple People Eaters" of Carl Eller, Alan Page, and Jim Marshall helped the Vikes reach Super Bowl XI. Ryan was a member of the Jets' defensive staff from 1968-75 under Hall of Fame Head Coach Weeb Ewbank. The '68 Jets, of course, defeated the Baltimore Colts in Super Bowl III.

Prior to his stints in the NFL, Ryan was a college assistant coach at Buffalo (1961-65), Vanderbilt (1966), and Pacific (1967). Ironically, Ryan began his coaching career in Texas as a high school coach in Gainesville (1957-59) and Marshall (1960). Ryan was a guard at Oklahoma State (1952-55) and also holds a master's degree from Middle Tennessee State.

A native of Frederick, Oklahoma, Buddy and his wife Joan reside in Houston but also spend time on their horse farms in Ocala, Florida and Lawrenceburg, Kentucky. The Ryans have three grown children including Jim plus twins Rex and Rob.

---

## **JIM STANLEY**

---



### **Defensive Line**

10th NFL Season, 5th with Oilers

Born: June 22, 1934

If there's a "star-studded" area on the Oilers' defense, it can probably be found on Jim Stanley's defensive line as three members of that unit (Ray Childress, William Fuller, Lee Williams) have been to the Pro Bowl. A veteran coach with very effective teaching skills, Stanley's group had another outstanding season in 1992. The Oilers racked up 50 sacks which came within one of the team record of 51 established

in 1979. Houston tied for fifth in the NFL in sacks, the same position the Oilers occupied in 1991. In addition, the Oilers were tough against the run, tying a 32-year-old club record by allowing just six rushing TDs. Overall, Houston's defense ranked third in the league and first in the AFC, and some of the credit for that accomplishment goes to Stanley's charges.

Stanley is currently in his tenth season of NFL coaching and owns more league coaching experience than anyone else on the Houston staff except for Buddy Ryan. Stanley joined the Oilers full-time in his current role in January, 1990 after spending half of the '89 campaign with the club when former Defensive Line Coach Doug Shively underwent minor heart surgery. Stanley continued as a "special assistant" until December of that year following Shively's return.

Before joining the Oilers, Stanley served as the Defensive Coordinator for the Tampa Bay Buccaneers in 1986. Prior to that, he was the Head Coach for the Michigan Panthers of the United States Football League from 1983-84, compiling a 22-14 record during that span. In 1983, his Panthers posted a 12-6 record as the team won the inaugural USFL championship and Stanley earned Coach of the Year honors. That squad featured such current NFL stars as WR Anthony Carter and QB Bobby Hebert. From 1980-82, he was the Defensive Line Coach for the Atlanta Falcons as that '80 team recorded a 12-4 mark. Stanley served in that same capacity for the New York Giants in 1979.

Stanley was the Head Coach at Oklahoma State for six years (1973-78), posting a 35-33-2 mark during that term. His teams earned bowl victories in 1974 (Fiesta) and 1976 (Tangerine), and his '76 squad was the Big Eight co-champions (9-3). While holding that post, he also was selected to coach in the East-West Shrine Game (1973), the Hula Bowl (1977), and the Japan Bowl (1977). Before being elevated to head coach, he was the Cowboys' Defensive Coordinator/Assistant Head Coach for the 1972 campaign. Prior to arriving at OSU, Stanley was the Defensive Coordinator for the Winnipeg Blue Bombers of the Canadian Football League (1971-72). He also worked as the Defensive Coordinator at Navy (1969-70) and Oklahoma State (1963-68). His first two college positions came as an assistant coach at SMU (1961) and at Texas El Paso (1962). Stanley began his coaching career in the Amarillo high school system from 1959-60.

As a player, Stanley was a three-year starter at Texas A&M under Paul "Bear" Bryant. While playing both ways for the Aggies (guard and defensive tackle), one of his teammates was Oiler Head Coach Jack Pardee. A&M's 1956 squad was undefeated and Stanley earned All-Southwest Conference honors.

Born June 22, 1934 in Dunham, Kentucky, Jim and his wife Sylvia have four grown children including daughters Rhonda (10/19/57) and Starlyn (6/14/62), plus sons Mark (2/12/60) and Matthew (10/19/67). The Stanleys reside in Houston.

---

## **STEVE WATTERSON**

---



### **Strength and Rehabilitation**

10th NFL Season, 8th with Oilers

Born: November 27, 1956

Steve Watterson is recognized as one of the top strength and reha-

bilitation experts in the NFL. In 1992, Watterson received the biggest honor of his career when he was named Professional Strength and Conditioning Coach of the Year. Watterson has been instrumental in helping to develop and implement various strength and conditioning programs with the Oilers. He directs the Oilers' successful off-season conditioning program that is widely credited with helping towards Houston's ascent to perennial playoff status. Watterson joined the Oilers in 1986 as Strength and Conditioning Coordinator before becoming an assistant coach in those areas prior to the 1988 season.

Before coming to the Oilers, Watterson spent two seasons (1984-85) as the assistant trainer for the Philadelphia Eagles. From 1979-80, he served as the Head Trainer at Tucson (Ariz.) High School before accepting a similar post at Amphitheater High School in Tucson (1980-84). Watterson's other activities have included serving as a trainer at the 1982 Olympic Development Camp and at the National Sports Festival in Colorado Springs in 1983. Following the 1990 season, Watterson received national attention when he personally supervised the rehabilitation of auto racing superstar A.J. Foyt. Foyt was able to come back from severe leg injuries to race in the 1991 Indianapolis 500.

Watterson has patents pending on shoulder and leg rehabilitation devices and on a leg measuring device through his company, Kelsea Plus Corp. He received his bachelor's degree from Rhode Island and his master's degree from Arizona.

A native of Newport, Rhode Island, Steve and his wife Denise (8/10/80) reside in Sugar Land, Texas with their daughter Kelsea (9/27/88).

---

## **GREGG WILLIAMS**

---



### **Special Teams**

4th NFL Season, 4th with Oilers

Born: July 15, 1958

This past off-season, Gregg Williams was promoted to the position of Oilers' special teams coach. From 1990-92, he had served as the club's quality control coordinator. In that role, he was responsible for "breaking down" film of Oiler opponents and compiling coaching reports on their offensive/defensive tendencies. In addition, Williams has previously assisted in the coaching of the Oilers' defensive backs, has set up the "scout" teams for Oiler practice sessions, and has helped the defensive coaching staff on game day.

In his new post as Houston's special teams coach, Williams takes over a unit that in 1992 was the NFL's best at kickoff coverage (15.7 avg.) while also boasting the league's top punting game. The 35-year-old Williams, known for his hard work and dedication, will try to improve the Oilers' return game as the team makes a run at its seventh straight playoff appearance.

Prior to joining the Oilers, Williams spent the 1988-89 seasons as a graduate assistant (worked with linebackers) at the University of Houston for current Oiler Head Coach Jack Pardee. From 1984-87, Williams was the head coach at Belton (Mo.) High School after spending the 1980-83 campaigns as an assistant coach at Excelsior Springs (Mo.) High School.

A native of Excelsior Springs, Missouri, Williams played football (quarterback) and baseball at Northeast Missouri State where he re-

ceived his B.S. degree. He later earned his master's in education from Central Missouri State. Gregg and his wife Leigh Ann (8/5/78) have two sons, Blake (12/30/84) and Chase (10/16/91), and a daughter Amy (3/12/90). The family resides in Katy, Texas.

---

## **BOB YOUNG**

---



### **Offensive Line**

4th NFL Season, 4th with Oilers

Born: September 3, 1942

In his three years with the Oilers, Bob Young has helped to mold an offensive line that protects the quarterback as well as any line in the NFL. Considering that in each of Young's Houston seasons, the Oilers have attempted more passes than any other NFL team, it is clear why Houston's offensive success begins with its offensive line. And that line has allowed the Oilers to lead the NFL in passing and to rank among the league's top three offenses in each of the past three seasons. In 1992, Houston permitted fewer sacks than 21 other clubs despite throwing more passes than any team. Young's line also keyed a running attack that ranked third in the league in average gain per rush (4.6). With perennial Pro Bowlers like Mike Munchak and Bruce Matthews, young veterans such as David Williams, John Flannery, and Kevin Donnalley, plus first round draftee Brad Hopkins, Young's line corps should continue to be successful.

Young came to the Oilers after spending five seasons as an assistant under current Houston Head Coach Jack Pardee. From 1987-89, Young was the Offensive Line Coach for the University of Houston as the Cougars posted records of 4-6-1, 9-2, and 9-2. In 1989, Young's line blocked for Heisman Trophy winner Andre Ware as the Cougars set over 100 NCAA/Southwest Conference records for the second year in a row. UH led the nation in per game averages for total yards (624.9), passing yards (511.3), and scoring (53.5).

Before coaching for the Cougars, Young served as the Offensive Line/Strength and Conditioning Coach for the Houston Gamblers of the United States Football League from 1984-85. During his two Gambler seasons, the team twice led the league in total offense and scoring. In '84, the team posted a 13-5 mark and won a division title.

Young enjoyed an outstanding 16-year professional playing career, primarily as a guard. He played for the Denver Broncos of the then-American Football League from 1966-70 before being traded to the Oilers prior to the '71 campaign. After being acquired on waivers by St. Louis in September, 1972, Young launched a nine-year Cardinal career. During that time, he twice earned All-Pro honors while being part of the offensive line that set the NFC record for fewest QB sacks allowed in a season (7). Young returned to the Oilers in 1980 before closing out his playing career with New Orleans in '81.

Young began his college career at Texas under Head Coach Darrell Royal, earning All-Southwest Conference honors before transferring to Howard Payne. He holds a B.S. from Southwest Texas State and a master's from Sam Houston State.

Born September 3, 1942 in Marshall, Texas, Bob resides in Sugar Land, Texas with his wife, Mickey (2/7/90) who is a doctor. Bob also has three grown children including daughters Kathy (27) and Jill (25), and son West (23).



# COLLEGE SCOUTING

## C.O. BROCATO



### College Scout

16th NFL Season, 16th with Oilers

Born: October 31, 1929

C.O. Brocato joined the Oilers in 1981 for his second tour of duty with the club as a scout. He is responsible for researching all college talent in the central United States. Brocato was recently selected as one of the top ten scouts in the NFL in a newspaper poll of league general managers.

Following his graduation from Baylor University, Brocato coached in the high school ranks as Head Coach at Jesuit High School in Shreveport, Louisiana. In 1968, he assumed the title of Defensive Coordinator at Northern Arizona, remaining at the Flagstaff school for three seasons. From 1971-74, he held a similar post at Texas-Arlington before joining the Oilers in a scouting capacity from 1974-76. From 1977 until rejoining the Oilers, Brocato served as a scout for the United Scouting Combine.

Born October 31, 1929, C.O. and his wife Lucy have one daughter, Becky. The family resides in Arlington, Texas.

## GLENN CUMBEE



### College Scout

8th NFL Season, 8th with Oilers

Born: September 2, 1948

The man responsible for scouting the southeast and midwest regions for Houston is eighth-year Oiler scout Glenn Cumbee.

As a collegian, Cumbee attended Baptist College and the University of South Carolina. He then embarked on a successful high school coaching career in South Carolina, first serving as Head Coach at Paul Knox High School in North Augusta (1970-71) before moving to Ridge Spring-Monetta High School from 1972-73. In 1974, Cumbee began a stint as Defensive Coordinator at Newberry (S.C.) College, remaining there until 1978. He coached the linebackers at East Tennessee State in 1979 before entering private business for two years. In 1982, Cumbee joined the National Scouting Combine before accepting his current position with the Oilers.

Born September 2, 1948, Glenn and his wife Susan have a daughter, Meredith (6/25/79), and reside in Newberry, South Carolina.

# DUB FESPERMAN

## College Scout

13th NFL Season, 13th with Oilers

Born: December 21, 1933



The responsibilities of scouting the east coast for the Oilers belongs to Dub Fesperman. The 59-year-old Fesperman joined the Oilers in 1981 after a successful college coaching and scouting career.

A graduate of Duke University where he played both football and baseball, Fesperman began his career as a coach in the North Carolina school system from 1957-1960. After that, he accepted a position as Defensive Line Coach at Wake Forest, spending three years working for the Demon Deacons. From 1964-66, Fesperman served in the same capacity at Tulane (Asst. Head Coach in '66) before joining Bobby Dodd's staff at Georgia Tech (1967-68.). In 1969, Fesperman became the Defensive Coordinator at Massachusetts before accepting a similar post at Dartmouth (1972-74). Fesperman joined the CEPO Scouting Combine in 1975 (later merged with United States Scouting Service) before coming to the Oilers.

Born December 21, 1933, Dub and his wife Marie have two grown daughters, Anne and Sandra. The family resides in Winston-Salem, North Carolina.

## ADMINISTRATIVE STAFF



### **STEVE UNDERWOOD** Vice-President/ General Counsel

On March 6, 1992, Steve Underwood joined the Oilers in the newly-created position of Vice-President/General Counsel. In his post, Underwood handles a myriad of legal functions including involvement in player contracts, promotional and corporate contracts, and litigation. He also serves as General Counsel for KSA Industries which is K.S. Adams Jr.'s private holding company.

Prior to joining the Oilers, Underwood was an attorney for the Houston firm of Caldwell and Hurst since 1977. For his entire tenure there, Underwood served as the Oilers' primary counsel. Caldwell and Hurst had handled the Oilers' legal affairs since the team's 1960 inception. While at Caldwell and Hurst, Underwood was also very involved with legal issues in the fields of oil and gas, credit unions, and automobile dealerships.

From 1981-85, Underwood also served as a part-time business law/real estate instructor at San Jacinto Junior College. He also worked in that same capacity at Baytown's Lee College from 1980-81. Underwood is a member of the Houston Bar Association, is a licensed attorney in the U.S. Federal Court system, and is a member of the Entertainment and Sports Law Section of the State Bar of Texas. He has also been a frequent lecturer on sports law. Underwood was issued a special citation in 1990 by a student society at Texas Southern University's College of Law for his "educational contribution to the college."

A native of Baytown, Texas, Underwood received his B.S. degree from the University of Texas and his law degree from the University of Houston. From 1974-76, while a law student at UH, he was a legislative aide in the Texas State Legislature.

Steve has three children including daughters Christy (4/6/74) and Melissa (1/11/79), and son Dennis (12/12/91). Steve and his wife Frances reside in Rosharon, Texas.



## **DON MacLACHLAN** **Vice-President/Marketing** **and Broadcasting**

On February 1, 1991, the Oilers named Don MacLachlan as the team's Vice-President/Marketing and Broadcasting. MacLachlan joined the Oilers from Northwestern University where he served as Associate Athletic Director for Public Affairs.

In his present position, MacLachlan is responsible for overseeing the daily operations of the Oilers' marketing, broadcasting, ticket office, and public relations departments as well as overseeing all aspects of game day operations and presentation at Oiler home games. In addition to working closely in continuing the Oilers' marketing efforts, MacLachlan is also very involved as a primary liaison between the Oilers and KTRH (radio contact) and Raycom (pre-season TV, weekly shows).

At Northwestern, MacLachlan was responsible for coordinating and negotiating all radio and TV contracts, preparing sales proposals while securing corporate sponsorships, coordinating game management, preparing revenue projections, and developing the Wildcats' marketing plan.

Prior to his promotion to Associate Athletic Director in 1988, MacLachlan served from 1985-88 as NU's Assistant Athletic Director. In that role, he supervised Northwestern's ticket office, sports information office, and sales and promotions. From 1981-85, MacLachlan was the Wildcats' Athletic Ticket Manager, handling all phases of the school's ticket operations including distribution, advertising, sales, accounting, and printing. He joined Northwestern in 1978 as their Assistant Sports Information Director and also assumed the duties of Head Men's Golf Coach the following year.

The 37-year-old MacLachlan is a native of Bloomfield Hills, Michigan and is a graduate of the University of Michigan. He and his wife Kathy have one daughter, Shannon (3/12/89). The family resides in Sugar Land, Texas.



## **LEWIS MANGUM** **Director of Business Operations**

In February of 1989, Lewis Mangum returned to the Oilers with the title of Executive Administrator. On March 26, 1990, he was named Director of Business Operations. In that position, Mangum is responsible for training camp, team travel, company purchasing, day-to-day administration of Sky Box Management, and serves as a liaison with Astrodome USA.

The 56-year-old Mangum previously had over 23 years of experience working for the Oilers and also for Owner K.S. "Bud" Adams, Jr.'s Ada Oil Company. From 1961-65, Mangum was an Accounting Supervisor for Ada before moving over to the Oilers in '66. While serving as Business Manager, he left the Oilers in 1983 after having also served the club as an accountant, controller, and Director of Ticket Operations.

From 1983-85, Mangum was the Director of Operations for the Houston Gamblers of the United States Football League. After working for the Gamblers, he joined the Greater Houston Orthopedic Center as Manager of Business Affairs, a position he held until rejoin-

ing the Oilers.

Mangum, a native of Kosciusko, Mississippi, attended the University of Mississippi before graduating from the University of Houston. Lewis and his wife LaVerne have twin daughters, Lucy and Laura, and a son, Larry. The Mangums live in Pearland, Texas.



## **GENE PEIRCE**

### **Controller**

On July 1, 1991, J.E. "Gene" Peirce was named as the Oilers' Controller. In that role, Peirce is responsible for the Oilers' accounting functions and maintaining a proper system of internal controls. Additionally, he is responsible for the supervision of the club's accounting personnel.

The 49-year-old Peirce is not new to the Oilers. From 1978-81, he served as Vice-President/Finance and Chief Financial Officer for KSA Industries (Oilers' parent company) while also being on the team's Board of Directors. Prior to rejoining the Oilers, Peirce was the Comptroller for Northern Harris/Montgomery County Community College (1988-91).

From 1987-88, he held the position of Chief Financial Officer for Eddy Potash, a mining operation in Carlsbad, New Mexico.

In 1984, Peirce joined Brock Exploration Corporation in New Orleans as their Chief Financial Officer. From 1981-84, he was Corporate Controller for Damson Oil Corporation in Houston. Peirce was the Treasurer for Houston's Thomson Industries, Ltd. from 1977-78, and was the Director of Corporate Accounting for Houston's International Systems and Controls Corporation from 1975-77. From 1973-75, Peirce served as an audit manager for Grant Thornton in Albuquerque, New Mexico after beginning his career on the audit staff of Ernst and Young in Columbus, Ohio.

A registered CPA, Peirce is a graduate of Allegheny College and holds a master's degree in accounting from Kansas State. A native of Meadville, Pennsylvania, Gene and his wife Linda reside in Spring, Texas with their three daughters, Kimberly (5/16/73), Kelly (2/13/75), and Kari (3/4/77).



## **MARILAN LOGAN**

### **Assistant Controller**

Marilan Logan serves as the Oilers' Assistant Controller and reports directly to the Controller. Marilan's responsibilities include accounting for player contracts, maintaining the club's financial records and aiding club management with special projects. She was previously the Controller for KSA Industries (the Oilers' parent company) from 1978-84, and also worked in various accounting capacities for the Oilers from 1982-90.

Prior to joining the Oilers, Logan was in the cost accounting department for Reed Tool Company.

Marilan and her husband Ricky reside in Houston with their three children, Sandy (5/31/70), Jeff (9/10/75), and Roy (12/11/80).



**CHIP NAMIAS**  
**Director of Media Services**

Chip Namias is currently in his eighth season as Director of Media Services for the Oilers. Namias joined the Oilers following four years of affiliation with the Miami Dolphins including the last three as Director of Publicity. During Namias' tenure in Miami, he was responsible for coordinating all publicity aspects for the Dolphins, including the handling of the team's P.R. affairs in Super Bowls XVII and XIX.

Prior to his stint with the Dolphins, Namias worked for six years as a public relations director with three North American Soccer League teams. From 1977-79, he worked for the Memphis Rogues before moving to the Tulsa Roughnecks for the 1980 season, and then on to the Ft. Lauderdale Strikers in 1981 before joining the Dolphins.

With the Oilers, Namias is responsible for coordinating all media coverage and publicity for the team. Namias is the liaison between the local/national media and the Oiler players and coaches. He also writes the team's press releases, compiles all statistics, and works in conjunction with the TV networks in the televising of Oiler games. In addition, he has served as Chairman of the NFL Public Relations Directors' Media Services Committee for the past eight years.

A native of New York City, Namias grew up in Memphis, Tenn. and Woodbridge, Conn. A graduate of the University of Florida with a degree in public relations, Namias served as an intern in the Gators' sports information department. He is single and resides in Houston.



**MIKE MULLIS**  
**Director of Ticket Administration and Services**

Mike Mullis joined the Oilers' organization in June, 1987 as the team's Ticket Manager. In March, 1990, he assumed his current title of Director of Ticket Administration and Services. In that position, he is responsible for overseeing season and single game ticket sales. Additionally, he supervises the Oilers' telemarketing efforts and the team gift shop.

Mullis came to the Oilers from the University of Houston where he had worked since 1976. From 1976-84, he served as the Cougars' Ticket Manager before being promoted to Assistant Athletic Director/Business Affairs. In December, 1986, Mullis assumed the position of Assistant A.D./Ticket Promotions and Operations at UH before being hired by the Oilers. From 1972-75, Mullis served as the Ticket Manager for the Houston Aeros of the World Hockey Association.

A Houston native (Lamar High School) and a graduate of the University of Houston, Mike and his wife Joella live in Missouri City, Texas with sons Michael (2/7/75) and Matthew (2/20/84).



**RALPH STOLARSKI**  
**Assistant Ticket Manager**

Ralph Stolarski came to the Oilers in June, 1987 to serve in the capacity of Assistant Ticket Manager. He assists Mike Mullis in the day-to-day operation of the ticket office.

Prior to his hiring by the Oilers, Stolarski was from 1980-87 the Assistant Ticket Manager for the Houston Livestock Show and Rodeo, annually one of the biggest events in the Houston area. For ten years, he worked for the Houston Sports Association, serving as the

Astrodome's Assistant Ticket Manager from 1970-75 before being promoted to Ticket Manager (1976-80). Stolarski also worked part-time in tickets for the Astrodome for five years (1965-70) while working in the industrial safety industry.

A native Houstonian, Ralph and his wife Pat reside in Meadows, Texas.



## **GRADY SESSUMS** **Director of Security**

Grady Sessums, a veteran of 22 years of law enforcement experience, is involved in every phase of security for the Oilers and KSA Industries. Prior to joining the Oilers, Sessums spent 14 years as a member of the Texas Rangers where he attained the rank of Captain in the Department of Public Safety.

Sessums oversees the team's security matters at home and on the road as well as at training camp. He works closely with local, state, and national law enforcement agencies in his current position.

Retired from active service with the Texas Rangers, Sessums holds an instructor's certification from the Texas Commission on Law Enforcement Standards and Education. He attended Southwest Texas State Junior College and Sul Ross State University, serving both as a student and instructor in their law enforcement programs.

A past president and current member of the East Texas Peace Officers' Association, Sessums served in the Marine Corps Reserves from 1954-56, and later in the Air Force from 1956-60. He is a member of the Sheriff's Association of Texas and also serves on the Board of Directors of Crime-Stopppers.

Grady and his wife Sandy have two grown children, Steve and Jana, and reside in Cypress, Texas.



## **WILLIE ALEXANDER** **Director of Player Relations**

Willie Alexander joined the Oilers in May, 1981 as the team's Career Consultant, an innovative program dealing with players' goals during and after their playing career. His position was expanded to Director of Player Relations in July, 1987.

Alexander was a defensive back for the Oilers from 1971-79, participating in 123 of 130 regular season games. He finished his NFL career with 23 interceptions and his 95-yard touchdown return on a pick-off against Green Bay in 1977 is the second longest in Oilers' history. Alexander was a sixth round draft choice of the Oilers in 1971 after a standout college career at Alcorn A&M.

Alexander has spent the last 20 years in the insurance/financial planning industry in Houston and is also an employee benefits consultant. In his position with the Oilers, he counsels players concerning their outside opportunities for employment in the Houston area. In addition, he encourages players to complete their degree requirements and offers general assistance in adjusting to the NFL and the Houston community.

Alexander is a past president of the Houston Ronald McDonald House and serves on its Board of Directors. In addition, he is on the Board of Directors for the Houston Business Council, the United Negro College Fund, and Riverside General Hospital. Willie and his wife Carolyn reside in Houston with their children Michael (5/20/78) and Alexis (3/22/80).



## **STEVE REESE** **Director of Computer Services**

Steve Reese serves as the Director of Computer Services for the Oilers in addition to serving in a similar role for KSA Industries, the Oilers' parent company. In his role with the Oilers, he is responsible for managing the organization's state-of-the-art computer and telecommunication systems as well as systems planning, analysis, design, and implementation. Additionally, Reese's responsibilities include consulting with other KSA affiliates in the automotive, travel, and ranching industries.

Prior to joining KSA and the Oilers, the 32-year old Reese was a Senior Consultant at Arthur Andersen and Company where he worked in the real estate, environmental, and health care industries. He was a founding member of the Business Systems Consulting Practice in Andersen's Detroit office which provides consulting services to high-growth companies.

A native of Detroit, Reese ran track at Saginaw Valley State College where he earned All-America honors. He received his BBA from the University of Houston. Steve and his wife Darleen (5/1/81) reside in Katy, Texas with sons Steven (9/8/87) and Matthew (12/24/88).

---

## **TEAM STAFF**

---



## **BRAD BROWN** **Head Trainer**

In 1993, Brad Brown enters his seventh season as the Head Trainer for the Oilers. He came to Houston from his former position as Assistant Trainer for the Denver Broncos where he served from 1985 until joining the Oilers. Brown was a member of the Broncos' training staff when the team captured the AFC championship and advanced to Super Bowl XXI against the Giants.

Prior to his appointment in Denver, Brown was the Head Trainer at Fort Hays (Kan.) State University from 1978-85 while also serving as an instructor in the school's Health and Physical Education department. He had been a graduate assistant for the Tigers from 1977-78 after working as a student trainer there from 1974-77. In addition, Brown was employed as a student trainer for the Kansas City Chiefs during their 1975-76 training camps.

A native of Quinter, Kansas, Brown is certified by the National Athletic Trainers Association. He holds both a B.S. and master's degree from Fort Hays. Brad and his wife Kristi have two sons, Kyle (8/16/79) and Joel (7/21/82). The family lives in Sugar Land, Texas.



## **DON MOSELEY** **Assistant Trainer**

Don Moseley joined the Oilers in May, 1987 and serves as the club's assistant trainer. Prior to his arrival in Houston, he had been the Head Trainer at Cameron University in Lawton, Oklahoma since 1985.

Before his stint at Cameron, Moseley was the Head Trainer at Central High School in San Angelo, Texas from 1980-85. Moseley held the same position at Cholla High School in Tucson, Arizona (1979-80) and was also a student trainer at Oklahoma from 1976-77. He is certified by the NATA.

Moseley, who served as an assistant in the Oilers' 1986 training camp, has a B.S. from Oklahoma and a master's degree from

Arizona. Don and his wife Kim (6/15/91) reside in Missouri City, Texas with their son Matthew (3/8/93).



## **GORDON BATTY** **Equipment Manager**

Gordon Batty joined the Oilers' staff as the team's Equipment Manager in June, 1981. A native of Montreal, Batty worked his way onto the staff of the Montreal Alouettes of the Canadian Football League, starting as a ball boy for the team in 1973.

In 1979, Batty was elevated to Equipment Manager of the Alouettes, and served in that position until joining the Oilers in '81. His brother, Greg, worked with him

with the Alouettes and was the Equipment Manager for the World League's Montreal Machine.

One of the most highly-respected equipment managers in the NFL, Batty orders all equipment and playing gear for the Oilers as well as maintaining that equipment throughout the season. Batty was one of only two equipment managers selected by NFL Properties to work at last year's Super Bowl. He and his wife Joanne reside in Sugar Land, Texas with their daughter Chelsea (8/30/91).



## **KEN SPARACINO** **Video Tape Coordinator**

A native of Houston, Ken Sparacino became a full time member of the Oilers' organization in March, 1986 as the team's Video Tape Coordinator. His responsibilities include the handling of all taping and production for the Oilers' organization.

Sparacino attended Waltrip High School in Houston, and Stephen F. Austin State University. He worked part-time for the Oilers from 1983-85 in film production and

cinematography.

He and his wife Marilyn reside in Houston with son Bobby (6/26/70) and daughter Angela (10/13/72).





# 1993-94 KEY DATES

<b>July 21</b>	Rookies and Free Agents Report to Training Camp, San Antonio
<b>July 22</b>	First Rookie and Free Agent Workout
<b>July 25</b>	Veterans Report to Training Camp, San Antonio
<b>July 26</b>	First Full Squad Workout
<b>July 29</b>	Pre-Season Scrimmage vs. Dallas Cowboys, Burger Center, Austin
<b>August 6</b>	Last Day to Trade Rights of Drafted Rookies
<b>August 6-9</b>	First Pre-Season Weekend
<b>August 22</b>	Oilers Break Camp, Return to Houston (tentative)
<b>August 24</b>	NFL Roster Cut-Down to 60 Players
<b>August 30</b>	NFL Roster Cut-Down to 47 Players
<b>August 31</b>	Clubs may add Six Players to Roster; Clubs May establish Five-Man Practice Squad
<b>September 5-6</b>	NFL Regular Season Opens
<b>October 19</b>	Trading Deadline
<b>November 9</b>	Last Day to Sign Drafted Rookies and Restricted Free Agents who Received June 1 Tender
<b>December 31</b>	Deadline for Waiver Requests
<b>January 2-3</b>	NFL Regular Season Closes
<b>January 8-9</b>	AFC and NFC First Round Playoff Games
<b>January 15-16</b>	AFC and NFC Divisional Playoff Games
<b>January 23</b>	AFC and NFC Conference Championship Games
<b>January 30</b>	Super Bowl XXVIII, Georgia Dome, Atlanta
<b>February 6</b>	AFC-NFC Pro Bowl, Aloha Stadium, Honolulu
<b>March 20-25</b>	NFL Annual Meetings, Orlando



# STAFF PHOTOS



**Joyce Bailey**  
Administrative Asst. to GM



**Barbie Blair**  
Derrick Dolls Choreog.



**Bill Baptist**  
Team Photographer



**Linda Bell**  
Sec./Owner-President



**Dr. Thomas Cain**  
Team Physician



**Vicki Campbell**  
Sec./Owner-President



**Jim Carson**  
Gift Shop Coordinator



**Joe Dugger**  
Equipment Assistant



**Cindy Eaton**  
Sec./Owner-President



**Dr. Robert Fain, Sr.**  
Team Physician



**Dr. Robert Fain, Jr.**  
Team Physician



**Pam Finnerman**  
Sec./Exec. Asst. to Chrm.



**Paul Grabowski**  
Asst. Dir. of Bus. Operations



**Lynda Greer**  
Sec./Coaching



**Shelley Grover**  
Sec./Exec. V.P. Finance



**Stan Hanus**  
Ticket Office



**Joyce Janda**  
Ticket Office



**Bill Lackey**  
Equipment Assistant



**David Lang**  
Admin. Asst. to Chairman



**Joe Malota**  
Video Assistant



**Jorene Martin**  
Sec. V.P./General Counsel



**Brenda Merrill**  
Sec./Exec. V.P.-Admin.



**Charlotte Mitchell**  
Sec./Asst. GM & Scouting



**Dr. Joseph Morgan**  
Team Dentist



**Dr. James Muntz**  
Team Physician



**Paul Noska**  
Equipment Assistant



**Kim Percival**  
Sec./V.P.-Mktg. & Broad.



**Lois Royster**  
Sec./Dir. of Tkt. Admin & Ser.



**Wilma Rugeley**  
Sec./Owner-President



**Myrna Santos-Smith**  
Dir. of Derrick Dolls



**Bob Schranz**  
Asst. Dir. Media Services



**Stuart Spears**  
Mktg./Broad. Asst.



**Tamala Theeck**  
Accounting Services



**Marcella Vaughan**  
Sec./Dir. Media Services



**Bill Wainwright**  
Asst. Ticket Admin. & Ser.

**OILERS™**



**MEET THE  
1993 OILERS**

# JEFF ALM

**Def. Tackle**

# 76

**Height**.....6-6  
**Weight**.....272  
**Born**.....3/31/68  
**College**.....Notre Dame  
**How Acq.**.....D2, 1990  
**NFL**.....4th Year



**1994:** Along with continued improvement came vastly increased playing time...After seeing up-and-down action in season's first eight games, started seven of final eight contests at right defensive tackle...Overall, played in 14 games with seven starts...Statistically, finished with 24 solos and 11 assists for 35 total tackles plus a sack, two forced fumbles, and a pass break-up...Dressed but did not see any action in road games against Bengals (10/11) and Broncos (10/18)...In 21-20 loss at Pittsburgh (11/1), tied for lead in solos (6) and total tackles with career-best eight...In that game, sacked Steeler QB Neil O'Donnell, forcing a fumble that was recovered by DT Ray Childress and returned eight yards for a TD...Catapulted into starting role following performance versus Pittsburgh...By season's eighth game, had already surpassed tackle total for each of previous two campaigns...Got first start of season against Cleveland (11/8) and notched six total tackles plus a forced fumble...In 27-3 thumping of Bills in regular season finale (12/27), suffered hyperextended knee and was replaced by Glenn Montgomery...Was placed on injured reserve (1/2/93) on day before Oilers' playoff loss at Buffalo.

**PRO:** Has shown tremendous improvement, is a player with excellent combination of size, quickness, and mobility...**1991:** For season, appeared in 12 games with one start and had nine tackles (6, 3) plus a sack and a pass defended...Suffered partial posterior cruciate tear in scrimmage against Dallas (7/25) and underwent arthroscope (7/30)...Was placed on injured reserved (8/30) and missed the season's first four games before being activated (9/25)...Got first full sack of career (Ken O'Brien) in 23-20 victory over Jets (10/13)...Made first start of NFL career at RDT in place of Doug Smith (thigh) as Oilers limited Dallas to 50 yards rushing in 26-23 OT win (11/10)...In 17-14 edging of Browns (12/15), filled in for Ray Childress at LDT after Childress suffered rib/back injury...Saw action in both playoff games with all four post-season tackles coming in 17-10 first round triumph over Jets (12/29)...Was inserted in that game following rib injury to Smith...**1990:** As a rookie, saw action in all 16 games and ended up with nine total tackles (6, 3), a half sack, and a pass defended...Got first significant playing time in 23-10 win over New Orleans (10/21) and recorded first two solos of career...In 17-13 loss to Rams (11/4), notched pair of tackles and shared sack with William Fuller...With Doug Smith sidelined due to back injury, alternated at RDT with Ezra Johnson in weeks 11-12 against Buffalo and Seattle...Saw limited action in playoff loss at Cincinnati (1/6/91)...Drafted by Oilers in second round (41st overall) in 1990.

**COLLEGE:** Enjoyed four-year career at Notre Dame that included appearances in three bowl games...Career statistics included 133 total tackles (61, 72), plus four interceptions, three forced fumbles, one fumble recovery, nine passes defended, and one QB sack...In **senior** season, contributed career highs in solos (30), assists (44), and pass break-ups (6)...Earned Second Team All-America honors from Associated Press, Football News, and Gannett...Was invited to play in Japan Bowl and notched three QB sacks...Top tackle game of '89 was 12 versus Michigan State...Had only TD of college career, returning inter-

ception 16 yards in 40-7 triumph over Purdue...Made nine tackles as Notre Dame held Stanford to 42 yards rushing in 27-17 victory, then closed out career with seven tackles in Orange Bowl win over Colorado...Earned starting job at right defensive tackle as a **junior**, compiling 50 tackles (28, 22), three interceptions (tied for team lead), two forced fumbles, and a fumble recovery...Had clutch pick-off in 27-10 besting of Southern Cal...Started in Fiesta Bowl triumph over West Virginia that gave Notre Dame eighth national championship...As a **sophomore**, appeared in nine games as a reserve and had five tackles (2, 3) including two against Miami...Played in Cotton Bowl loss to Texas A&M...In **freshman** campaign, saw action in eight games as defensive lineman and outside linebacker with four total hits (1, 3)...Missed three games due to pinched nerve in neck...Holds B.A. in marketing.

**PERSONAL:** Single, splits off-season between Houston and Orland Park, Illinois...Hobby is playing golf...Has brother Lance who played for Western Kentucky....Lists favorite movie as "Scarface" and favorite TV show as "Cheers"...Enjoys listening to James Taylor...Attended Carl Sandburg High School in Orland Park, lettering in football, basketball, and track...Earned All-America and All-State honors as defensive lineman...In sophomore year, basketball team was undefeated...Full name is Jeffrey Lawrence Alm, born March 31, 1968 in New York City.

### NFL STATISTICS

YEAR	TEAM	G-S	TACK.	ASST.	TOTAL	FUM.		QB SACK
						REC.	FOR.	
1990	Houston	16-0	6	3	9	0	0	.5
1991	Houston	12-1	6	3	9	0	0	1
1992	Houston	14-7	24	11	35	0	2	1
<b>3-YEAR TOTALS</b>		<b>42-8</b>	<b>36</b>	<b>17</b>	<b>53</b>	<b>0</b>	<b>2</b>	<b>2.5</b>
<b>PLAYOFFS</b>		<b>3-0</b>	<b>3</b>	<b>1</b>	<b>4</b>	<b>0</b>	<b>0</b>	<b>0</b>

### ADDITIONAL STATS

**Passes Defensed:** 1 in 1990, 1 in 1991, 1 in 1992 for for total of 3

## JOE BOWDEN

**Linebacker**

# 59

**Height**.....5-11  
**Weight**.....227  
**Born**.....2/25/70  
**College**.....Oklahoma  
**How Acq.**.....D5a, 1992  
**NFL**.....2nd Year



**1992:** Despite size, impressed coaches in training camp to earn roster spot...As a rookie, played exclusively on special teams...Appeared in 14 games and ranked seventh on team in special teams tackles with nine (4, 5)...Was contributor to Oilers' kickoff coverage unit that ranked first in NFL (only 15.7 per return)...Suffered ankle sprain in 26-10 win over Cincinnati (10/25) and was on club's two-man inactive list in each of next two games (at Pittsburgh 11/1, vs. Cleveland 11/8)...In 24-7 besting of Bears (12/7), chipped in with two ST assists as Houston limited Chicago to just 50 yards on five kickoff returns...Participated in playoff loss at Buffalo (1/3/93) but was not credited with a tackle.

**COLLEGE:** Three-year Oklahoma statistics included 286 total tackles (168, 118), two sacks, three interceptions, six passes defensed,

three fumble recoveries, and two forced fumbles...**Senior** accolades included AP and Football News First Team All-America, UPI Second Team All-America, First Team All-Big Eight, and Big Eight Defensive Player of the Year...Was selected to play in Senior Bowl...Led the team with career-best 127 tackles (75, 52) and also had two interceptions (both returned for TDs) and two sacks...Notched at least eight tackles in ten of OU's games...Brought back interception for TD against both Utah State and Virginia Tech...Racked up 18 tackles against both Iowa State and Texas...Was ABC Player of the Game with 17 hits versus Nebraska despite playing with dislocated finger...Was First Team All-Big Eight and Honorable Mention All-America as a **junior** after finishing with team-best 116 tackles (70, 46)...Had double-digit tackle efforts in seven games...Produced 17 tackles in win over Kansas, then was named Player of the Game with 14 tackles and a forced fumble versus Texas...Contributed 19 stops in game with Iowa State and 13 (with a fumble recovery and interception) against Nebraska...Became a starter midway through **sophomore** season and finished with 43 hits (23, 20) and pair of fumble recoveries...Did not play as a **freshman** due to Proposition 48...Majored in communications.

**PERSONAL:** Single, lives during off-season in Mesquite, Texas...Donates considerable time to Sickle Cell Anemia Foundation...Very fast for size, has been timed at 4.7 for 40-yard dash...Volunteered to give up jersey #58 for Wilber Marshall and now wears #59...Hobbies include playing basketball and dominoes...Lists favorite movie as "Beverly Hills Cop" and favorite TV show as "Cheers"...Enjoys listening to Ice Cube...Attended North Mesquite (Tex.) High School, lettering in football...As a senior, was First Team All-State and Parade Magazine All-America selection...Full name is Joseph Tarrod Bowden, born February 25, 1970 in Dallas, Texas.

### NFL STATISTICS

YEAR	TEAM	G-S	TACK.	ASST.	TOTAL.
1992	Houston	14-0	4	5	9
	<b>PLAYOFFS</b>	<b>1-0</b>	<b>0</b>	<b>0</b>	<b>0</b>

## GARY BROWN

**Running Back**



# 33

**Height**.....5-11  
**Weight**.....229  
**Born**.....7/1/69  
**College**.....Penn State  
**How Acq.**.....DB, 1991  
**NFL**.....3rd Year



**1992:** Again saw limited action, but shined when given opportunity to play...Appeared in all 16 games, being used on special teams and as understudy to starting RB Lorenzo White...Carried the ball 19 times for 87 yards (4.6 avg.) with one TD while also catching one pass for five yards and returning one kickoff for 15 more...Was tenth on club in special teams tackles with seven (all solos)...In 27-0 whitewash of San Diego (9/27), rushed six times for 31 yards (5.2 avg.)...Had season-best 26-yard run in following game's 38-24 win at Cincinnati (4/34 yds., 8.5 avg., 10/11)...Most action of season came in 27-3 beating of Bills in regular season finale (12/27) with career-high eight carries (matched output of entire rookie season) for 21 yards including a super effort on a one-yard TD run...Played but did not record any statistics in post-season loss at Buffalo (1/3/93).



**PRO:** A back with tremendous potential, is power runner with good moves and surprising quickness for size...Continues to play well when opportunity presents itself...**1991:** Lower round draft choice who impressed coaches in training camp to secure roster spot...During regular season, played in 11 games as reserve running back and special teamer...Carried only eight times but averaged 10.6 yards per attempt (85 yds.) with one TD...Also caught two passes, returned three kick-offs for 30 yards, and had an ST tackle...Best game of season came in season-opening 47-17 besting of Raiders (9/1) with five carries for 60 yards...Had 39-yard TD run in that contest that was longest by an Oiler all season and longest since Allen Pinkett's 60-yarder versus Bears in 1989 (10/15)...Was on two-man inactive list for weeks #2-4 due to hamstringing injury...In mop-up duty in 35-3 rout of Bengals (10/27), rushed three times for 25 yards and caught a pass for four more...Played in both post-season games but did not accumulate any statistics...Drafted by Oilers in eighth round (214th overall) in 1991.

**COLLEGE:** Saw action at both running back and safety during career at Penn State...Three-year totals at RB included 260 carries for 1321 yards (5.1 avg.) and 11 TDs...Also caught 24 passes for 264 yards (11.0 avg.) and one score, and had 38 kickoff returns for 920 yards (24.2 avg., long 95)...Totals as DB (all as junior except 3 tackles) showed 24 solos and 13 assists for 37 total hits, two fumble recoveries, a sack, and four passes defended...Returned to tailback during spring drills prior to **senior** season...Rushed 82 times for 359 yards (2nd on team, 4.4 avg.) and two scores while catching ten balls for 93 yards...Also returned eight kickoffs for 344 yards and 43.0 average to lead the nation in that category prior to injury...Was selected to play in Senior Bowl...Missed four games due to severe toe injuries incurred against Boston College...Enjoyed top game of season with 105 yards on 16 carries (1 TD) in 48-10 win over Temple...Broke 23-year-old school record with 205 yards on five kickoff returns including 95-yarder versus Texas...Moved from tailback to strong safety during spring practice before **junior** year and ended up sharing starting job (4 starts)...In only full-time season as defensive player, contributed 34 tackles (21,13)...Had season-high eight tackles in 17-0 whitewash of Rutgers, then had six stops and only sack of career in victory over Temple...Against Brigham Young, stole ball from QB Ty Detmer and ran 53 yards for game-winning TD in Holiday Bowl...As a **sophomore**, shared starting tailback job with Leroy Thompson and Sean Redman due to injury to Blair Thomas...Led team with 689 yards on 136 totes (5.1 avg.) and six TDs while also catching 11 balls for 152 yards (13.8 avg.) and one score...Returned 22 kickoffs for 427 yards (19.4 avg.) plus a tackle and two fumble recoveries...Scored three TDs (2 rush, 1 rec.) in 41-14 win over Virginia...Ran for 102 yards on 17 attempts (1 TD) in win over Maryland...Backed up Thomas as a **freshman**, gaining 273 yards on 42 tries (6.5 avg.)...First career TD came on 36-yard run against Cincinnati...Ran for 94 yards on just five carries including 80-yarder against Syracuse...Started for injured Thomas in Citrus Bowl versus Clemson and ran for 51 yards...Majored in rehabilitation education.

**PERSONAL:** Single, spends off-season in Williamsport, Pennsylvania...Spent off-season working towards degree...Hobby is reading...Lists favorite movie as "Scarface," favorite TV show as "The Odd Couple," and favorite book as Tony Dorsett's "Runnin' Tough"...Enjoys listening to Run DMC...Attended Williamsport Area (Pa.) High School, lettering in football and track...Was Pennsylvania's High School Player of the Year in 1986...In H.S. career, gained 4111 yards and scored 74 touchdowns...Was member of state championship 400-meter relay team...Full name is Gary Leroy Brown, born July 1, 1969 in Williamsport, Pennsylvania.

## NFL STATISTICS

YEAR	TEAM	G-S	RUSHING					RECEIVING					
			NO.	YDS.	AVG.	LG	TD	NO.	YDS.	AVG.	LG	TD	
1991	Houston	11-0	8	85	10.6	39t	1	2	1	.5	4	0	
1992	Houston	16-0	19	87	4.6	26	1	1	5	5.0	5	0	
<b>2-YR. TOTALS</b>			<b>27-0</b>	<b>27</b>	<b>172</b>	<b>6.4</b>	<b>39t</b>	<b>2</b>	<b>3</b>	<b>6</b>	<b>3.0</b>	<b>5</b>	<b>0</b>
<b>PLAYOFFS</b>			<b>3-0</b>	<b>0</b>	<b>0</b>	<b>0</b>	<b>0</b>	<b>0</b>	<b>0</b>	<b>0</b>	<b>0</b>	<b>0</b>	<b>0</b>

## ADDITIONAL STATS

**Tackles:** 1-0-1 in 1991, 7-0-7 in 1992 for total of 8-0-8

**Kickoff Returns:** 3 for 30 yds., 10.0 avg., long 16 in 1991, 1 for 15 yds. in 1992 for total of 4 for 45 yds., 11.3 avg., long 16

# TONY BROWN

**Cornerback**



# 22

**Height**.....5-9  
**Weight**.....183  
**Born**.....5/15/70  
**College**.....Fresno State  
**How Acq.**.....D5b, 1992  
**NFL**.....2nd Year



**1992:** As a rookie, earned final roster spot by displaying good coverage ability along with speed and quickness...Played in 12 games and had one start as nickel back for Oilers...Contributed five tackles (4, 1) plus a pass defensed as DB plus four more (2,2) as special teamer...Did not see action in games against Steelers (9/6), Chiefs (9/20), Broncos (10/18), and Bengals (10/25)...Got only start in place of Darryll Lewis (injured on opening kickoff) in 17-13 win at Minnesota (11/15) when Oilers began game in nickel formation...Best personal play of season came with skillful bat-down of Dan Marino pass in 19-16 loss at Miami (11/22)...Racked up season-best three tackles in Thanksgiving Day 24-21 edging of Detroit (11/26)...Played but recorded no stats in playoff loss at Buffalo (1/3/93).

**COLLEGE:** Four-year Fresno State statistics included 90 total hits (59, 31), seven interceptions, and 39 passes defensed...As **senior** starting left cornerback, was consensus First Team All-Big West choice...Was selected to play in Senior Bowl and Blue-Gray all-star games...Contributed 28 tackles (20,8), three pick-offs, and personal-best 21 pass break-ups...Had pair of interceptions in 94-17 rout of New Mexico and returned pass theft 41 yards for touchdown in 38-7 win over Cal-Fullerton...Against Bowling Green in California Bowl, had six tackles and an interception...Enjoyed most productive season as a **junior** RCB with 51 tackles (30,21), three pass thefts, and 17 passes defensed to earn First Team All-Big West honors...Had season-best 13 tackles versus Northern Illinois...Was a reserve cornerback as a **sophomore**, ending up with 11 tackles (9,2) and one pick-off...First collegiate interception came in game with Cal-Long Beach and also added one in California Bowl versus Ball State...Saw action in three games as a **freshman** but did not record any tackles...Majored in criminal justice.

**PERSONAL:** Single, lives in Lakeview Terrace, California during off-season...Hobbies include playing basketball and dominoes...Lists favorite movie as "Scarface" and favorite TV show as "The Cosby Show"...Enjoys listening to Ice Cube...Attended John F. Kennedy High School in Granada Hills, California, lettering in football and track...Was All-Los Angeles as receiver and defensive back...Full name

is Anthony Lamar Brown, born May 15, 1970 in Bangkok, Thailand.

### NFL STATISTICS

YEAR	TEAM	G-S	TACK.	ASST.	TOTAL	INT.
1992	Houston	12-1	6	3	9	0
	<b>PLAYOFFS</b>	<b>1-0</b>	<b>0</b>	<b>0</b>	<b>0</b>	<b>0</b>

### ADDITIONAL STATS

**Passes Defensed:** 1 in 1992

**Kickoff Returns:** (playoffs- 1 for 0 yds.)

## CODY CARLSON

Quarterback

**14**



**Height**.....6-3  
**Weight**.....202  
**Born**.....11/5/63  
**College**.....Baylor  
**How Acq.**.....D3, 1987  
**NFL**.....7th Year



**1992:** Saw most extensive playing time in six-year career as backup to starting QB Warren Moon...Overall, played in 11 games and started the final six...Established personal bests for games played, games started, passing attempts (227), completions (149, 10th AFC), passing yards (1710, 10th AFC), completion percentage (65.6%, 1st AFC, 2nd NFL), TD passes (9, 10th AFC), average gain per pass play (7.53, 2nd AFC, T-6th NFL), and TDs per pass attempt (4.0, T-6th AFC)...Had 81.2 QB efficiency rating (T-4th AFC, T-10th NFL)...65.6% completion mark set new Oiler team record, bettering Ken Stabler's 64.5% in 1980...Also rushed 27 times for 77 yards and one TD...Did not play in season's first three games before mopping up for Moon in successive victories over Chargers (9/27) and Bengals (10/11)...Didn't see action in following two games as Oilers lost to Broncos (10/18) and beat Bengals (10/25)...In week #8 loss at Pittsburgh (11/1), stepped in when Moon suffered third quarter concussion (on hit by CB Rod Woodson) and completed 15 of 23 passes for 137 yards and a TD...Had team in position to win game but PK Al Del Greco missed a 39-yard field goal with one second remaining as Houston suffered 21-20 setback...Replaced a groggy Moon for fourth quarter of following Sunday's 24-14 home loss to Cleveland (11/8) and was accurate on nine of 11 passes for 111 yards and two scores...Following week at Minnesota (11/15), entered game with 3:03 left in fourth quarter (and Oilers trailing 13-10) when Moon suffered fracture of upper left arm on hit by Viking S Vencie Glenn...Finished off winning touchdown drive, completing both pass attempts before Lorenzo White scored on one-yard run...Began streak of six consecutive starts (4-2 record) in following week's 19-16 loss at Miami (11/22) and completed 22 of 35 throws for 228 yards, one TD, and two interceptions...Again gave club chance to win game, but in final two minutes, Oilers had a dropped TD pass and a missed 41-yard FG try...Had one of best statistical performances of career in 24-21 Thanksgiving Day win at Detroit (11/26) to win AFC Offensive Player of the Week honors...Connected on 24 of 33 passes for career-best 338 yards (1st 300-yd. game) and led team on 83-yard TD march in game's final three minutes to earn that victory...Engineered 24-7 Monday night win over Chicago (12/7) by completing 18 of 27 passes for 178 yards and a

TD...In 16-14 prime time loss to Green Bay (12/13), established career highs for attempts (36) and completions (25) while also registering second career 300-yard game (330) and scoring second career rushing touchdown...Rallied team with two touchdown passes in game's final three minutes in thrilling 17-14 triumph at Cleveland (12/20)...Winning 74-yard march in that contest featured 65-yard screen (2nd longest completion of career) to White and culminated with three-yard toss to Ernest Givins with 34 seconds remaining...In that Browns' game, was 19 of 34 for 248 yards, two TDs, and two pickoffs (rushed 6/26 yds.)...Played all but second quarter (Moon's return) of 27-3 besting of Buffalo in regular season finale (12/27), connecting on 12 of 19 passes for 105 yards with one touchdown and one interception...In playoff loss at Buffalo (1/3/93), did not see action as coaches elected to start Moon...Signed three-year contract during this past off-season (2/26).

**PRO:** Despite backup status, has solidified ability as a starter whenever opportunity has presented itself...Has regular season record of 8-4 as a starter (plus 0-1 in playoffs)...Possesses strong arm and outstanding leadership ability...**1991:** Appeared in fewest games since rookie year of 1987, seeing action in just three contests...Played only in mop-up duty against Raiders (9/1), Bengals (10/27), and Steelers (12/8)...Completed seven of 12 passes (58.3%) for 114 yards, one TD, and no interceptions...In 47-17 regular season opening win over Raiders, connected on two of three throws for 18 yards while leading team to final touchdown...Got most extensive action in 35-3 rout of Cincinnati, completing four of seven tosses for 92 yards including career-long 68-yard TD pass to WR Tony Jones (previous long was 53 yds. vs. Steelers 12/30/90)...Suited up but did not play in either playoff game...**1990:** Appeared in six games with one start, completing 37 of 55 passes (career-best 67.3%) for 383 yards, four TDs, and two interceptions (96.3 efficiency rating)...Also rushed 11 times for 52 yards...Played only once in season's first five games and did not attempt a pass until 48-17 win over Bengals (10/14)...Entered game early in third quarter in 58-14 blowout of Cleveland (12/9) and connected on 11 of 13 throws for 92 yards and one score...Had career-long runs of 16 and 12 yards in that game while going over 1000 career passing yards...Following Moon's thumb dislocation, played final series in 40-20 loss at Cincinnati (12/23)...Started regular season finale versus Steelers (12/30) in game Oilers had to win to qualify for playoffs...Completed 22 passes in 29 attempts for 247 yards and personal best three TDs while also rushing for best-ever 27 yards in 34-14 Houston triumph...Earned NFL Player of the Week and AFC Offensive Player of the Week honors...Following that performance, became nationally known as "Commander Cody"...With Moon still sidelined, also started 41-14 playoff loss at Cincinnati (1/6/91), completing 16 of 33 passes for 165 yards, two TDs, and one pick-off...**1989:** Made just six appearances, all in mop-up duty for Moon...Completed 15 of 31 passes (48.4%) for 155 yards, no TDs, and one interception (49.8 rating)...Played final 1 1/2 quarters in 61-7 loss at Cincinnati (12/17) and had season bests in attempts (14), completions (7), and yards (85)...In that game, led team on 79-yard march for only TD and had season-high 23-yard completion to WR Ernest Givins...Suited up but did not play in Pittsburgh playoff loss...**1988:** Appeared in six games with five starts, all after Moon suffered fractured shoulder blade in third quarter of season-opener at Indianapolis (9/4)...For season, completed 52 of 112 passes (46.4%) for 775 yards, four TDs, and six interceptions (59.2 QB rating)...Also rushed 12 times for 36 yards and one TD...In that Colts' game, got first NFL playing time replacing Moon with score tied 14-14...Completed three of six passes for 59 yards including clutch 21-yarder to WR Drew Hill that set up Tony Zendejas' winning 35-yard FG in OT...Got first start versus Raiders (9/11) and led Houston to 38-35 win, connecting on season-best 21 passes on 34 attempts (61.8%) for 276 yards, two TDs, and one pick-off...First NFL TD pass was 16-yarder to Hill (also had 12-yarder to WR Ernest Givins)...In that game, led team on winning 79-yard drive with 2:59 to

play, completing six of nine throws including clutch fourth-and-ten toss to Givins...In leading Oilers to 31-6 win over New England (9/25), was good on eight of 17 passes for 166 yards, two scores, and two interceptions...Got first NFL rushing TD (1 yd.) in loss at Philadelphia (10/2)...In following game versus Kansas City, suffered chip fracture and dislocation of throwing thumb in first quarter after hitting hand on K.C. player's helmet while following through on passing motion...Although was not placed on injured reserve, thumb was placed in cast and remained on two-man inactive list until season's last regular season game...Dressed for both playoff games but did not see any action...**1987:** Did not see any action as a rookie...Suited up for first two games of season as back-up to Warren Moon, but lost that status to Brent Pease following players' strike...Also was in uniform for two other games when Oilers dressed three QBs due to shoulder injury to Moon...Drafted by Oilers in third round (64th overall) in 1987.

**COLLEGE:** Had record-setting four-year career at Baylor...Was Bears' captain for three seasons...Owns every Baylor career passing record including marks for passing attempts (705), completions (366), yards (5411), touchdowns (33), and total offense (5835)...In Southwest Conference history, ranked fifth in total offense, sixth in yards passing, and seventh in completions...Rotated playing time in first three seasons with Tom Muecke in Bears' famed "Quarterback Shuffle"...Capped career by winning SWC's American Spirit Award, symbolic of "utmost in scholarship, sportsmanship, leadership, and football skills"...As a **senior**, was named Dallas Times Herald Southwest Conference Offensive Player of the Year and was also nominated for Davey O'Brien Award which annually goes to nation's top quarterback...Was also Academic All-SWC pick...In 1986, also earned First Team All-SWC and Honorable Mention All-America honors, completing career-best 157 passes in 287 throws (54.7%) for Baylor record 2284 yards (eclipsed former Oiler Don Trull's 2157), ten TDs, and 14 interceptions...2640 yards of total offense led SWC and was fourth best mark in conference annals (264.0 per game average was third in nation)...Also finished second on team's rushing chart with 356 yards...Earned SWC Player of the Week honors against TCU, completing 16 of 25 passes for 312 yards and three TDs...Led Bears to 21-9 triumph over Colorado in Bluebonnet Bowl...As a **junior**, completed 61 of 127 passes for 844 yards while rushing for additional 127 yards...Captured MVP honors in 21-7 win over LSU in Liberty Bowl...Missed three **sophomore** games with groin injury, finishing with 50 completions in 111 throws for 666 yards, six TDs, and six pick-offs...As a **freshman**, led the conference in passing efficiency with a 144.1 mark, completing 98 of 180 passes (54.4) for 1617 yards, 12 touchdowns, and eight interceptions...Was named Dallas Morning News First Team All-SWC as well as being hailed SWC Offensive Newcomer of the Year...Started for Bears in Bluebonnet Bowl...Due to knee injury, was redshirted in 1982 as incoming freshman...Holds B.A. in marketing management.

**PERSONAL:** Married to Barbara (6/20/92), couple splits off-season between San Antonio and Houston...Considerable charity work includes involvement with Muscular Dystrophy, American Cancer Society, Big Brothers/Big Sisters, and Fellowship of Christian Athletes...Was chairman of Cody Carlson "Field of Dreams" golf tournament which raised money for underprivileged children to attend camp...Hobbies include hunting, golf, and photography...This past March, was elected to Texas High School Football Hall of Fame...Lists favorite movie as "Dances with Wolves," favorite TV show as "Northern Exposure," and favorite book as The Bible...Enjoys listening to Lyle Lovett...Attended Churchill High School in San Antonio, lettering in football and baseball...Made most All-State lists in leading team to 31-5 record, two district titles, and pair of berths in state semi-finals...Full name is Matthew Cody Carlson, born November 5, 1963 in Dallas, Texas.

## NFL STATISTICS PASSING

YEAR	TEAM	G-S	ATT.		YDS.	PCT.	TD	INT	LG	TKLD	QB	RAT.
			ATT.	COMP								
1987	Houston	0-0	0	0	0	0	0	0	0	0		0
1988	Houston	6-5	112	52	775	46.4	4	6	51t	10/72		59.2
1989	Houston	6-0	31	15	155	48.4	0	1	23	2/20		49.8
1990	Houston	6-1	55	37	383	67.3	4	2	53t	3/15		96.3
1991	Houston	3-0	12	7	114	58.3	1	0	68t	1/9		118.1
1992	Houston	11-6	227	149	1710	65.6	9	11	65	15/90		81.2
<b>6-YR. TOTALS</b>		<b>32-12</b>	<b>437</b>	<b>260</b>	<b>3137</b>	<b>59.5</b>	<b>18</b>	<b>20</b>	<b>68t</b>	<b>31/206</b>		<b>76.2</b>
<b>PLAYOFFS</b>		<b>1-1</b>	<b>33</b>	<b>16</b>	<b>165</b>	<b>48.5</b>	<b>2</b>	<b>1</b>	<b>23</b>	<b>1/6</b>		<b>70.9</b>

### RUSHING

YEAR	TEAM	ATT.	YDS.	AVG.	LG	TD
1987	Houston	0	0	0	0	0
1988	Houston	12	36	3.0	10	1
1989	Houston	3	-3	-1.0	0	0
1990	Houston	11	52	4.7	16	0
1991	Houston	4	-3	-0.8	0	0
1992	Houston	27	77	2.9	13	1
<b>6-YEAR TOTALS</b>		<b>57</b>	<b>159</b>	<b>2.8</b>	<b>16</b>	<b>2</b>
<b>PLAYOFFS</b>		<b>4</b>	<b>22</b>	<b>5.5</b>	<b>12</b>	<b>0</b>

## ADDITIONAL STATS

**Special Teams/Return Tackles:** 1-0-1 in 1988; 1-0-1 in 1990; 1-0-1 in 1992 for total of 3-0-3

# RAY CHILDRESS

**Def. Tackle**



# 79

**Height**.....6-6  
**Weight**.....272  
**Born**.....10/20/62  
**College**.....Texas A&M  
**How Acq.**.....D1a, 1985  
**NFL**.....9th Year



**1992:** Continued to establish reputation as perhaps the best defensive tackle in the NFL...In third season as DT after switch from DE, again racked up impressive list of honors...Earned fourth Pro Bowl selection and third as DT...Other post-season accolades included First Team All-Pro from AP, PFWA, Pro Football Weekly, NEA, and College and Pro Football Newsweekly along with Pro Football Weekly First Team All-AFC...Was selected as NFL's best defensive tackle by Beckett...Started all 16 games at LDT and was second on the club in tackles (unusual for a DT) with 90 (64,26)...Signaled eighth time in eight-year career to lead all Oiler linemen in tackles...Since Oilers began keeping tackles as a statistic in 1974, marked first time a DT had been among team's top two tacklers...Also led club in sacks with career-high 13 (T-8th AFC) which marked first time a defensive tackle had led Oilers in QB drops since Curley Culp's 11.5 in 1975...Had three multi-sack games in '92 and now has 11 for career...Also led team in fumble recoveries and tied for lead (with S Bubba McDowell) in forced fumbles...Helped Oilers hold opposition under 100 yards rushing in ten of 16 games including six in a row (games #9-14)...Tied or led team in total tackles in four games (Colts, Chiefs, Browns 1, Lions), and in solos in three games...Served as Oilers' defensive captain for fifth consecutive season...In season-opening 29-24 loss to Steelers (9/6), contributed seven tackles, two sacks, and second career

blocked PAT...Had season-high 11 tackles, two sacks (including 50th of career), and a forced fumble in 23-20 OT edging of Chiefs (9/20)...Returned a Neil O'Donnell fumble (forced by DT Jeff Alm) eight yards for first NFL touchdown, notched a sack, and went over 700 career tackles in 21-20 loss at Pittsburgh (11/1)...In 27-3 regular season-ending victory over Bills (12/27), was named AFC Defensive Player of the Week after racking up eight tackles, pair of sacks, and a pass bat-down...One of those sacks caused second quarter knee injury to Buffalo QB Jim Kelly...Had two tackles (1,1) in playoff loss at Buffalo (1/3/93).

**PRO:** A four-time Pro Bowler, was selected in 1989 to Oilers' 30th Anniversary "Dream Team"...Outstanding against the run and pass, is ferocious competitor...**1991:** In second season at defensive tackle earned third Pro Bowl berth but was unable to play due to rib/back injury...Honors included NEA First Team All-Pro, College and Pro Football Newsweekly First Team All-Pro, UPI First Team All-AFC, and Pro Football Weekly First Team All-AFC...Also was one of five finalists for NFL Man of the Year...Started 15 games at LDT and paced all Oiler linemen in tackles (4th on team), ending up with 75 (55,20)...Led the club in tackles for losses with 16...Ranked third on team in QB sacks with seven and was second in forced fumbles with three while also contributing a fumble recovery and a pass bat-down...Helped Oilers limit opponents to just 96.3 yards rushing per game...Slated to return to DE in camp, but started season at DT following acquisition of Lee Williams...Missed good portion of pre-season after suffering fractured right fibula against Chargers (8/3), but returned for regular season-opening 47-17 beating of Raiders (9/1)...Tied season-best with 11 tackles in 24-20 loss at New England (9/22)...In consecutive wins over Jets (10/13), Dolphins (10/20), and Bengals (10/27), helped defense limit opponents to rushing totals of 43, 57, and 37 yards (lowest since 32 vs. Steelers 10/22/89)...Had sack and forced fumble as Cowboys managed just 50 yards on ground in 26-23 Oiler OT win (11/10)...In 28-24 clipping of Cleveland the following week, tied season-high with 11 stops as Browns rushed for only 52 yards on 23 tries...Chipped in with seven tackles, two sacks, and a forced fumble to win AFC Defensive Player of the Week accolades in 31-6 win over Pittsburgh (12/8) that clinched AFC Central Division title...Suffered rib and back injury in third quarter of 17-14 victory at Cleveland (12/15) and subsequently missed regular season finale plus playoff win over Jets...Returned to start in playoff loss at Denver (1/4/92) and notched four solos before leaving game in second quarter due to recurrence of injury...**1990:** With Oilers' shift from 3-4 to 4-3 base defense, was converted to defensive tackle...Honors included Pro Bowl selection; First Team All-Pro from PFWA, Sporting News, and College and Pro Football Newsweekly; Second Team All-Pro from AP and The National; Football News First Team All-AFC; and UPI Second Team All-AFC...Started all 16 games at LDT and led linemen in tackles (3rd on team) with 85 (65,20)...Tied for second on club (with William Fuller) with eight QB sacks (3rd straight season with at least eight sacks)...In 20-9 loss at Pittsburgh (9/16), equalled career-high with 2.5 sacks while also recording a safety (Bubby Brister) and notching 500th career tackle...Against 49ers (10/7), had sack of Joe Montana while also getting first game exposure as tight end in short yardage offense...Got season-high 11 tackles in 13-10 loss at Seattle (12/2)...Started playoff loss at Cincinnati (1/6/91) and had four solos...**1989:** Started season's first 14 games before suffering fractured leg and missing final two contests plus playoff match...Started first two games of season at NT in place of injured Doug Smith (knee)...Led linemen with 57 tackles (38.19) and also had team-high 8.5 QB sacks, one fumble recovery, and one forced fumble...Led or shared team sack lead from 1986-89...Earned UPI Second Team All-AFC honors as Oilers finished second in AFC in rushing defense (104.3 per game)...Had multiple-sack game with two in season-opening loss at Minnesota (9/10)...Tied career best by posting 2.5 sacks in 35-31 edging of Lions (11/5), then followed that up next week with 1.5 QB drops in Monday night 26-24

win over Cincinnati (11/13)...Suffered fractured fibula of right leg in 20-17 victory over Tampa Bay (12/10)...Was on two-man inactive list for remaining two games plus playoff loss, thus missing first non-strike games of career...**1988:** Started all 16 games at LDE and finished with 60 tackles (45,15) plus 8.5 QB sacks (T-team lead, T-8th AFC), seven fumble recoveries, and one forced fumble...At the time, was most QB drops by an Oiler since Jesse Baker's 11 in 1984...Seven FRs came within two of NFL record of nine set by Minnesota's Don Hultz in 1963...Honors included Pro Bowl, UPI First Team All-AFC, World Almanac Second Team All-Pro, College and Pro Football Newsweekly Second Team All-Pro, and AP Honorable Mention All-Pro...Was major reason why Houston boasted AFC's top rushing defense (99.5 per game)...In season-opening 17-14 OT win at Indianapolis (9/4), earned AFC Defensive Player of the Week honors with six solos, two sacks, and key recovery of Gary Hogeboom fumble on Houston 18-yard line with score tied 14-14...Had first career blocked PAT against Teddy Garcia of New England (9/25)...In 32-23 loss at Philadelphia (10/2), had seven tackles, a forced fumble, a fumble recovery, and a sack in what former Head Coach Jerry Glanville called "his best game ever"...Notched career-best (since tied) 2.5 sacks in 7-6 squeaker over Chiefs (10/9)...In 41-17 win over Washington (10/30), had team record three fumble recoveries (2 led to TDs)...Against Cleveland (11/7), recovered Bernie Kosar fumble with 61 seconds left in game to preserve 24-17 victory...Started both playoff games and had four tackles and a sack (in loss at Buffalo)...Received offer sheet from Chicago following season, but Oilers matched it...**1987:** Was starter in 13 games with linemen-leading 69 tackles (44,25), two forced fumbles, and team-best six QB sacks...In season-opening 20-16 win over Rams (9/13), forced an Eric Dickerson fumble with 2:47 left to play and Oilers ahead by one...Had season-high 11 tackles and a sack versus Colts (11/29)...Started both playoff games and led all DLs with seven tackles plus a sack (vs. Seattle, 1/3/88)...By nationwide balloting, was one of ten finalists for Miller Lite NFL Defensive Lineman of the Year...**1986:** Started all 16 contests, finishing second (behind John Grimsley) on team with 172 total tackles (67 solos, team-leading 105 assists) while also leading team in QB sacks with five...Was named First Team All-Pro by Football News...Had nine games with double figure tackle totals...Had 19 total tackles against Detroit (10/5) and 20 versus the Raiders (10/26)...In season-ending 16-7 victory over Buffalo (12/21), had two sacks for second multi-sack game of career while also sharing field goal block with Mike Golic...**1985:** As a rookie, stepped right into Oilers' starting lineup and finished second on team in tackles with 135 (71, 64) to go along with 4.5 QB sacks...Accomplishments earned First Team All-Rookie honors from Pro Football Writers of America and Football Digest, as well as runner-up status to Colts' Duane Bickett as NFLPA Defensive Rookie of the Year...Had seven games with double digit tackles, averaging 10.5 tackles per game over last six contests...Had multi-sack game (2) against Buffalo (11/10)...Chipped in with 12 tackles against Cleveland (12/15)...Was first of two first round picks by Oilers (3rd player overall) in 1985...Was the first defensive player picked by Houston in the first round since Robert Brazile was chosen in 1975.

**COLLEGE:** Enjoyed standout career at Texas A&M that included 360 total tackles (220,140), 26 QB sacks, and nine fumble recoveries...In **senior** season, was credited with 124 tackles (68,56) and ten sacks to earn First Team All-America honors from UPI and The Sporting News...Also was First-Team All-Southwest Conference and was one of 12 finalists for Lombardi Trophy...Selected to play in Hula Bowl and Japan Bowl...Had more than ten tackles in seven of ten games in 1984 senior campaign, including career-best 26 against Arkansas...Won Sports Illustrated Defensive Player of the Week that year for performance against Texas Christian (16 tackles, 3 sacks)...Was also First Team All-SWC as **junior** with 117 tackles (82, 35) plus 15 sacks...Was twice AP Player of the Week in '83 versus Arkansas (17 tackles, 4 sacks) and Baylor (5 tackles, 2 sacks, 23-yd.



int. return for TD)...Won starting job midway through **freshman** campaign...Majored in building construction.

**PERSONAL:** Along with wife Kara (1/5/84), son Wells (11/20/90), and daughter Sloan (7/9/92), resides year-round in Houston...Couple is expecting third child in September...Owns ranch in Garwood, Texas and also has cattle ranching business...In 1992, formed "The Childress Foundation" to try to "tackle" crime in Houston by steering children away from criminal activity...Is member of the Board of Directors of Ronald McDonald House and the Special Olympics...Also does extensive volunteer work for American Cancer Society, March of Dimes, American Heart Association, American Diabetes Association, United Way, and Houston Livestock Show and Rodeo...In 1990, was inducted into Texas A&M Athletic Hall of Fame and is also a member of Texas High School Football Hall of Fame in Waco...Endows athletic scholarship at Texas A&M...Hobbies include ranching, traveling, and spending time with family...Lists favorite movie as "Chism," favorite TV show as "The Bob and Ray Show," and favorite book as "The King Ranch"...Enjoys listening to George Strait and Randy Travis...A financial buff, enjoys reading Fortune and Wall Street Journal...Attended J.J. Pearce High School in Richardson, Texas, lettering in football and basketball...At Pearce, earned All-America, All-South, All-District, and All-State honors in senior season...Full name is Raymond Clay Childress, Jr., born October 20, 1962 in Memphis, Tennessee.

### NFL STATISTICS

YEAR	TEAM	G-S	TACK.	ASST.	TOTAL.	FUM. REC.	FUM. FOR.	QB SACK
1985	Houston	16-16	71	64	135	1	2	4.5
1986	Houston	16-16	67	105	172	1	1	5
1987	Houston	13-13	44	25	69	1	2	6
1988	Houston	16-16	45	15	60	7	1	8.5
1989	Houston	14-14	38	19	57	1	1	8.5
1990	Houston	16-16	65	20	85	1	1	8
1991	Houston	15-15	55	20	75	1	3	7
1992	Houston	16-16	64	26	90	2	3	13
<b>8-YEAR TOTALS</b>		<b>122-122</b>	<b>449</b>	<b>294</b>	<b>743</b>	<b>15</b>	<b>14</b>	<b>60.5</b>
<b>PLAYOFFS</b>		<b>7-7</b>	<b>19</b>	<b>2</b>	<b>21</b>	<b>0</b>	<b>0</b>	<b>2</b>

### ADDITIONAL STATS

**Passes Defensed:** 1 in 1985, 2 in 1986, 1 in 1987, 1 in 1988, 1 in 1990, 1 in 1991, 3 in 1992 for total of 10

**Blocked FG:** Shared with Mike Golic vs. Buffalo 12/21/86

**Blocked PAT:** vs. New England 9/25/88, vs. Pittsburgh 9/6/92

**Touchdown:** 8-yd. fumble rec. vs. Pittsburgh 11/1/92

## PAT COLEMAN

**Wide Receiver**



# 87

**Height**.....5-7

**Weight**.....173

**Born**.....4/8/67

**College**.....Mississippi

**How Acq.**.....D9, 1990

**NFL**.....3rd Year



**1992:** Was member of Oilers' talented group of reserve receivers while also serving as kick returner...Overall, appeared in 14 games (DNP vs. Steelers 11/1, Browns 11/8)...Caught two passes for ten yards, led team in kickoff returns with 14 and in yards with 290 (20.7 avg.), and also returned seven punts (4 FC) for 35 yards...Assumed

punt returning chores from Corey Harris in season's third game versus Chiefs (9/20)...In 19-16 loss at Miami (11/22), averaged 24.7 on three KO returns (3/74 yds.)...Season-best punt return was 19 yards (vs. Bengals 10/11) while long KOR was 28-yarder against Bills (12/27)...Was on two-man inactive list for playoff loss at Buffalo (1/3/93).

**PRO:** Slot receiver in Oilers' "Run 'N Shoot" and also is capable return man...Accurate route-runner with good speed and ability after the catch ...**1991:** Earned roster spot with impressive training camp after re-signing with team (5/19)...In first full NFL season, played in 13 games as back-up wide receiver and punt/kickoff returner...Finished with 11 catches for 138 yards (12.5 avg.) and one touchdown...Also returned 22 punts for 138 yards (6.3 avg.) and 13 kickoffs for 256 yards (team-best 19.7 avg.)...Suffered hamstring strain in season-opening win over Raiders (9/1) and was on two-man inactive list for following week's win at Cincinnati...Also didn't play versus Jets (10/13) and Redskins (11/3)...Statistically, enjoyed best game in 26-23 OT win over Cowboys (11/10) with career-highs in receptions (5), yards (78), and long catch (26)...In that Dallas contest, replaced Ernest Givins (concussion)...Got first touchdown catch of career on four-yard toss from Warren Moon in 28-24 edging of Browns (11/17)...In 26-14 loss at Pittsburgh (11/24), had career-long 24-yard punt return, then had personal-best 31-yard kickoff return in following week's loss to Philadelphia (12/2)...Played in both post-season games with three KO returns for 36 yards and three fair catches on punts...**1990:** An Oiler draft choice, made team's final 47-man roster and was on two-man inactive list for 47-27 season-opening loss at Atlanta (9/9)...Was waived two days later and eventually placed on team's practice squad (10/3) before ultimately signing with New England (11/21)...Played for Patriots in 34-14 loss to Phoenix (11/25) and returned two kickoffs for 18 yards...Was waived by New England the following day...Was only on active roster for two games so '90 season does not count towards "NFL Experience" category...Drafted by Oilers in ninth round (237th overall) in 1990.

**COLLEGE:** Played two seasons at Mississippi after transferring from Mississippi Delta Junior College...Initially came to Rebels as tailback before being converted to WR...Had been timed at 4.39 in 40-yard dash...Two-year Ole Miss statistics included 49 catches for 1014 yards (20.7 avg.) and 11 touchdowns while also rushing five times for 39 yards...Returned 44 kickoffs for 912 yards (20.7 avg.) and 44 punts for 450 yards (10.2 avg., 1 TD)...As a **senior**, earned Honorable Mention All-Southeastern Conference honors with 32 snags for 595 yards (18.6 avg.) and five TDs...Return-wise, brought back 16 kickoffs for 352 yards and 23 punts for 242 yards...Averaged 110.7 all-purpose yards per game...Against Arkansas State, caught five balls for school record 200 yards with three touchdowns (57, 42, 46 yds.)...Had 327 all-purpose yards in 32-28 win over Tulane with 92 receiving yards, 47 punt return yards, and 118 kickoff return yards...In Liberty Bowl win over Air Force, had 11-yard score on reverse plus 58-yard punt return TD...In **junior** year, had 17 receptions for 419 yards for an outstanding 26.4-yard average (team-high 6 TDs), and also returned 28 kickoffs for school record 560 yards (20.0 avg.) plus 21 punts for 208 yards (1 TD, 9.9 avg.)...Ranked third in SEC punt returns and fifth in kickoff returns while averaging 108.8 all-purpose yards...Had 83-yard punt return for TD in game against Memphis State in Ole Miss debut...Caught two touchdown passes including game-winner in 25-22 edging of Arkansas State...Accounted for 245 all-purpose yards against Vanderbilt with 143 yards receiving (5 catches, TDs of 31 and 27 yds.) and five KO returns for 102 yards...As a **sophomore** JuCo star, was Mississippi Player of the Year, rushing for 1502 yards and eight TDs...Also averaged incredible 38.8 yards on five punt returns for 194 yards and two scores...Had 15 kickoff returns for 31.7-yard mark and pair of TDs...Was MVP in state JuCo all-star game with two touchdowns...Was also state champ in 100 and 200-meter

dashes...Ran for 1313 yards in **freshman** campaign...Majored in physical education.

**PERSONAL:** Single, lives in Cleveland, Mississippi during off-season...Hobby is fishing...Lists favorite movie as "Predator" and favorite TV shows as "Sanford and Son" and "A Different World"...Enjoys listening to Heavy D...Attended Cleveland (Miss.) High School, lettering in football, track, and baseball...Was state champion in 100 and 200-meter dashes...Full name is Patrick Darryl Coleman, born April 8, 1967 in Cleveland, Mississippi.

### NFL STATISTICS

YEAR	TEAM	RECEIVING						PUNT RETURNS					
		G-S	NO.	YDS.	AVG.	LG	TD	NO.	FC	YDS.	AVG.	LG	TD
1990	New England	1-0	0	0	0	0	0	0	0	0	0	0	0
1991	Houston	13-0	11	138	12.5	26	1	22	8	138	6.3	24	0
1992	Houston	14-0	2	10	5.0	6	0	7	4	35	5.0	19	0
<b>3-YEAR TOTALS</b>		<b>28-0</b>	<b>13</b>	<b>148</b>	<b>11.4</b>	<b>26</b>	<b>1</b>	<b>29</b>	<b>12</b>	<b>173</b>	<b>6.0</b>	<b>24</b>	<b>0</b>
<b>PLAYOFFS</b>		<b>2-0</b>	<b>0</b>	<b>0</b>	<b>0</b>	<b>0</b>	<b>0</b>	<b>0</b>	<b>3</b>	<b>0</b>	<b>0</b>	<b>0</b>	<b>0</b>

### ADDITIONAL STATS

**Kickoff Returns:** 2 for 18 yds., 9.0 avg., long 12 in 1990; 13 for 256 yds., 19.7 avg., long 31 in 1991; 14 for 290 yds., 20.7 avg., long 28 in 1992 for total of 29 for 564 yds., 19.4 avg., long 31 (playoffs - 3 for 36 yds., 12.0 avg., long 15)

**Tackles:** 1-0-1 in 1991

## DOUG DAWSON

Guard/Center

**66**

Height.....6-3  
 Weight.....288  
 Born.....12/27/61  
 College.....Texas  
 How Acq.....FA,1990  
 NFL.....7th Year



**1992:** In third season with Oilers following four-year layoff due to Achilles injury, started all 16 games (at RG) for second time in career...Helped team complete third straight year with NFL's top passing offense while also rating among league's top three offenses for third consecutive season...Was key component of line that tied for seventh in NFL in fewest sacks allowed per game (2.0) while rating second in average gain per offensive play (5.9) and third in average gain per rush (4.6)...Line did not permit a QB sack in four of season's first nine games...In 17-14 win at Cleveland (12/20), suffered fourth quarter knee sprain and was replaced by Erik Norgard...In following week's 27-3 victory over Bills (12/27), started but left game in third period with knee sprain and was replaced by John Flannery...Despite injury, was able to start at RG in playoff loss at Buffalo (1/3/93).

**PRO:** Is amazing comeback story considering four-year layoff (Achilles injury) and subsequent return as starter...Has versatility to play either guard or center...Possesses all necessary tools for offensive lineman combining size, strength, and intelligence...Played for Cardinals for three years before joining Oilers after layoff...**1991:** Played 14 games with ten starts (3 at LG, 7 at RG)...Helped Oilers finish second in NFL in % of QB sacks allowed (3.6) and second in AFC (T-4th NFL) in total sacks allowed (24)...Also contributed to team having NFL's top passing offense while also finishing second in total offense and among league's top ten in average gain per rush...Actually was ticketed for

center during training camp, but suffered knee sprain in pre-season game against Dallas (8/18) so Bruce Matthews moved to C and rookie John Flannery began season as starting RG...Missed season's first two games due to that knee injury...First playing time of season came in relief of injured Mike Munchak (knee) during second quarter of 17-7 Monday night win over Chiefs (9/16)...Started next three games versus Patriots, Broncos, and Jets at left guard in place of Munchak...Again became sub following Munchak's return, but subbed for injured Flannery (knee/ankle) at RG in second quarter of loss at Washington (11/3)...Started at right guard following week in win over Dallas and remained entrenched as starter for rest of season...In regular season finale versus Giants (12/21), incurred first quarter knee sprain and was sidelined for remainder of contest (replaced by Flannery)...Returned to start both playoff games at RG...**1990:** Capped amazing comeback story by appearing in 16 games with one start, primarily at guard and on special teams...Play in season opener at Atlanta (9/9) marked first regular season action in four years and two days (9/7/86 vs. Rams)...Decided to make comeback after four-season layoff due to major Achilles injury and Oilers were only team that offered opportunity...Entered training camp as long-shot free agent but easily made club's final roster...Made first appearance at TE in Oilers' short yardage "Bumble" offense in 24-10 win over Colts (9/23)...Played at RG in relief of Mike Munchak in wins over Bengals (10/14), Saints (10/21), and Browns (12/9)...Got only start of regular season (at RG) in win-or-miss playoffs victory over Steelers (12/30) as Bruce Matthews shifted to center...Again started at right guard in 41-14 playoff loss at Cincinnati (1/6/91)...**1989:** Did not play football due to 1986 Achilles injury...Worked in insurance business...**1988:** Did not play football as Achilles rehabilitation continued...**1987:** Following Achilles rehabilitation, did not pass Cardinals' training camp physical and was waived (8/10)...Actually signed with Oilers day after being waived by Cardinals, but could not pass Houston physical...**1986:** After recovery from foot fracture, was again ticketed for starting right guard spot...Sustained severe Achilles injury in season-opener versus Rams (9/7)...Was placed on injured reserve and remained there for duration of season...**1985:** Started all 16 games for Cardinals at right guard...Won job following retirement of Terry Stieve...Was key member of line that helped Stump Mitchell rush for 1006 yards and Neil Lomax pass for 3214 yards...**1984:** Appeared in 15 games for St. Louis with one start...Also saw considerable special teams action...Played extensively at guard in game with Giants (12/9) following injury to Stieve, then got first NFL start in season finale (12/16) versus Redskins...Drafted by Cardinals in second round (45th overall) in 1984.

**COLLEGE:** Enjoyed standout four-year career at Texas...Considered one of top offensive linemen in Longhorn annals...As a **senior**, served as UT captain and accolades included First Team All-Southwest Conference plus consensus All-America honors...Also received SWC American Spirit Award, symbolic of "utmost in scholarship, sportsmanship, leadership, and football skills" (Oiler teammate Cody Carlson also won this)...Was also Academic All-America...Helped Longhorns post 11-0 record capped by rout of Texas A&M...**Junior** honors included AP/UPI Second Team All-SWC selection...During **sophomore** campaign, produced several key blocks in 'Horns' 14-12 victory over Alabama in Cotton Bowl...Used mostly as a reserve as a **freshman**, but won starting job for good in Bluebonnet Bowl against North Carolina...Has B.S. in petroleum engineering.

**PERSONAL:** Single, resides year-round in Houston...Is owner of Douglas A. Dawson & Associates which deals in insurance and investment planning...Is very active in community work, being involved with Brookwood Community Center, Fellowship of Christian Athletes, Diabetes Awareness, and Cystic Fibrosis Foundation...Also is on Board of Directors for "Texas Ex-es," a group that raises scholarship funds for University of Texas...Is also a member of Board of Directors of the

Houston Touchdown Club, the Houston Livestock Show and Rodeo steer auction committee, and Houston's Chapelwood United Methodist Church...Last season, starred in weekly segment on local news (NBC affiliate) entitled "In the Trenches"...Featured in 1992 United Way TV spot...Hobbies include playing basketball and tennis, and motivational speaking...Lists favorite movie as "It's a Wonderful Life," favorite TV show as "L.A. Law," and favorite book as The Bible...Enjoys listening to Amy Grant...Attended Memorial High School in Houston, lettering in football and baseball...Full name is Douglas Arlin Dawson, born December 27, 1961 in Houston, Texas.

### NFL STATISTICS

**GAMES/STARTS:** 1984: 15/1, 1985: 16/16, 1986: 1/1, 1990: 16/1, 1991: 14/10, 1992: 16/16. **6-YEAR TOTALS: 78/45 (P-4/4)**

## AL DEL GRECO

**Placekicker**

**3**

**Height**.....5-10  
**Weight**.....200  
**Born**.....3/2/62  
**College**.....Auburn  
**How Acq.**.....FA, 1991  
**NFL**.....10th Year



**1992:** Was Oilers' placekicker for all 16 games...Racked up career-best 104 points (previous best: 95 for Packers in 1985) which ranked fourth in AFC (10th NFL)...Became only fourth Oiler to eclipse 100 points, joining George Blanda (115 in 1960, 112 in 1961), Earl Campbell (114 in 1979), and Tony Zendejas (114 in 1988, 115 in 1989)...Connected on personal best 21 of 27 FGs (77.8%, T-10th NFL) and 41 of 41 PATs...Has made last 125 consecutive PATs (115 not including playoffs) with last miss coming for Phoenix against Seattle (9/17/89)...Had a streak of seven straight FGs and one of six straight during season...Scored 11 of team's 23 points including game-winning 39-yard FG (7th career game-winner) in overtime in 23-20 win over Kansas City (9/20)...In that Chiefs' contest, also booted career-long 54-yarder that tied for second best in Oiler annals (55 by George Blanda vs. Chargers, 12/3/61)...In 27-0 shutout of Chargers (9/27), was accurate on FG tries of 49 and 46 yards in becoming 56th player in NFL history to to eclipse 600 points...In 21-20 loss at Pittsburgh (11/1), had chance to win game with one second remaining but was wide left on 39-yard attempt...In 19-16 loss at Miami (11/22), could have given Houston the lead with 1:54 left but was wide right on 41-yard try...In 41-38 post-season loss at Buffalo (1/3/93), set Oiler playoff record with five PATs while also booting 26-yard field goal with 15 seconds left in regulation that sent game into overtime...Signed three-year contract extension during season.

**PRO:** Is a proven veteran kicker with a strong leg...Has kicked exact same number of career field goals at home and on the road (66), and has higher career FG success rate in away games (.695 to .667)...Played with the Packers for 3 1/2 seasons and with the Cardinals for 3 1/2 seasons...Finished Packer tenure ranked 12th on club's all-time scoring list with 262 Green Bay points...Four FGs of 50+ yards for Cardinals was best in team history...Has kicked seven game-winning field goals in NFL career...Has current streak of 125 consecutive PATs (115 not including playoffs) and also had streak of 77 consecutive PAT conversions between 1985-87 (74 for Packers, 3 for Cardinals)...Entering '93 season, was ninth on NFL list of active scorers

(48th all-time) with 674 points...**1991:** Was signed by Oilers as a free agent (11/5) to replace waived Ian Howfield...Was on way to accept a corporate job in Birmingham when Oilers beckoned...Had been waived prior to season by Phoenix who elected to go with Greg Davis...Won Oiler job in "kick-off" with three other PKs including Charlie Baumann, Bjorn Nittmo, and David Browndyke...For Houston, appeared in seven games and converted ten of 13 field goal attempts and 16 of 16 PATs...Ranked third on club with 46 points...In first game as an Oiler against Dallas (11/10), hit on four of career-high five FG tries and had personal NFL-best 14 points...That marked fifth four-field goal effort of NFL tenure...In that game, kicked a 52-yarder and also booted 23-yard game-winner with 32 seconds left in overtime that gave Oilers 26-23 victory...Accounted for Oilers' only points with FGs of 42 and 47 yards in 13-6 Monday night loss to Philadelphia (12/2)...In pair of playoff games, was accurate of two of four FGs and five of five PATs...In 17-10 wild card win over Jets (12/29), booted a playoff-best 53-yarder...In 26-24 divisional loss at Denver (1/4/92), kicked a 25-yard FG but missed an important 33-yarder...**1990:** For Phoenix, appeared in all 16 games and connected on 17 of 27 FGs and 31 of 31 PATs for 82 points...Kicked seven straight field goals between games #4-8...In Head Coach Joe Bugel's first victory, booted FGs of 25, 50, and 42 yards with latter coming with 25 seconds remaining that gave Phoenix 23-21 win over Eagles (9/16)...In 20-19 loss to Giants (10/21), kicked four three-pointers to tie personal-best (from 39, 18, 34, and 45 yds.)...**1989:** Was Cardinal kicker for all 16 games...Was 18 of 26 on FGs and 28 of 29 on PATs for 82 points...Made 13 of first 14 field goal attempts including streak of ten straight that tied Cardinal team record (Jim Bakken did it twice)...In 19-10 triumph over Cowboys (10/29), converted all four field goal tries (40, 25, 31, 42) thus becoming first Cardinal to accomplish that in 14 years (Bakken in 1975)...After making two FGs, missed a 47-yarder in final six seconds of 14-13 loss to Tampa Bay (11/26)...**1988:** Kicked in all 16 contests for Cards, accumulating 78 points (12/21 FGs, 42/44 PATs)...Boomed three FGs (47, 37, 23) in 30-24 win over Buccaneers (9/18)...Season-best kick was 51-yarder in 41-27 besting of Rams (10/2)...**1987:** Spent time with Packers and Cardinals...Kicked in five games for Green Bay before being waived (11/25)...Had tryouts with Patriots and Lions before inking with Cards (12/8)...Appeared in three games for St. Louis...Overall for season, scored 46 points (9/15 FGs, 19/20 PATs)...Was four of five FGs and eight of nine PATs for Cardinals...Missed PAT against Giants (12/13) that snapped streak of 77 straight...Booted three field goals in 21-16 season-ending loss at Dallas (12/27)...**1986:** Played in all 16 matches for Packers...Ended up with 80 points which came on 17 of 27 FGs and 29 of 29 PATs...Made 12 of 14 three-pointers inside 40 yards...In Monday nighter against Chicago (9/22), tied club record with four field goals (22, 46, 45, 50)...**1985:** In 16 Green Bay games, racked up 95 points on 19 of 26 field goals plus 38 of 40 PATs...Was 14 of 16 from inside 40 yards...Had game-winner with seven seconds left with 22-yard boot as Green Bay defeated Minnesota 20-17 (10/13)...In 26-23 edging of Detroit (12/15), kicked four FGs including 27-yarder as time expired...**1984:** Was completing work on degree at Auburn when contacted by Packers about replacing Eddie Garcia...Played in nine games after signing with Green Bay (10/17) and totaled 61 points (9/12 FGs, 34/34 PATs)...Had streak of nine consecutive field goals for Packers...In 23-13 victory over Saints (11/4), had three FGs and two PATs to account for 11 of team's points...Had tried out with Packers in mini-camp but did not sign contract...Inked with Dolphins (5/17) and made four of six pre-season FG tries but lost battle for job with Uwe von Schamann.

**COLLEGE:** Had four-year career at Auburn connecting on 42 of 69 field goals and 110 of 111 PATs for 235 total points...Ranked second in school history in FGs and first in PATs...Had streak of 55 consecutive PATs...As a **senior**, scored career-high 72 points including 12 of 16 FGs and 36 of 36 PATs...**Junior** totals featured 13 of 21 three-

pointers and 26 of 27 PATs for 65 points...Kicked school-record six FGs in game against Kentucky...**Sophomore** numbers showed nine of 17 field goals and 21 of 21 extra points for 47 total points...As a **freshman** for Tigers, racked up 51 points (8/15 FGs, 27/27 PATs)...Holds B.S. in business transportation.

**PERSONAL:** Married to Lisa (6/14/86), couple now lives year-round in Missouri City, Texas with daughter Erica (12/22/87) and son Trey (11/29/90)...Couple is expecting third child in October...Almost a scratch golfer, has aspirations to become a teaching pro following football career...Recently named by Golf Magazine as best golfer among athletes in other professional sports...This past May, won NFL Cadillac Classic which was played in conjunction with PGA Seniors Tour...Won \$20,000 for that performance and donated \$10,000 to Warren Moon's Crescent Moon Foundation and \$10,000 to Key Biscayne (Fla.) Athletic Club...Lists favorite movie as "The Godfather," favorite TV show as "Cheers," and favorite book as "The Green Road Home"...Enjoys listening to Michael Bolton and Mariah Carey...Attended Coral Gables (Fla.) High School, lettering in football and soccer...Full name is Albert Louis Del Greco, Jr., born March 3, 1962 in Providence, Rhode Island.

### NFL STATISTICS

YEAR	TEAM	G	PATs	FGS	PCT.	BLK.	NET	AVG	LG.	PTS.
1984	Green Bay	9	34/34	9/12	.750	0	312	34.7	45	61
1985	Green Bay	16	38/40	19/26	.731	2	613	32.3	46	95
1986	Green Bay	16	29/29	17/27	.630	1	567	33.4	50	80
1987	G.B.-Pho.	8	19/20	9/15	.600	0	307	34.1	47	46
1988	Phoenix	16	42/44	12/21	.571	0	402	33.5	51	78
1989	Phoenix	16	28/29	18/26	.692	0	609	33.8	50	82
1990	Phoenix	16	31/31	17/27	.630	0	610	35.9	50	82
1991	Houston	7	16/16	10/13	.846	0	327	32.7	52	46
1992	Houston	16	41/41	21/27	.778	0	666	31.7	54	104
<b>9-YEAR TOTALS</b>		<b>120</b>	<b>278/284</b>	<b>132/194</b>	<b>.680</b>	<b>3</b>	<b>4413</b>	<b>33.4</b>	<b>54</b>	<b>674</b>
<b>PLAYOFFS</b>		<b>3</b>	<b>10/10</b>	<b>3/5</b>	<b>.600</b>	<b>0</b>	<b>104</b>	<b>34.7</b>	<b>53</b>	<b>19</b>

### NFL FIELD GOAL ACCURACY

YEAR	1-19	20-29	30-39	40-49	50-PLUS	TOTAL	PCT.	
1984	0/0	2/2	3/4	4/5	0/1	9/12	.750	
1985	0/0	10/12	4/4	5/9	0/1	19/26	.731	
1986	0/0	8/8	4/6	3/9	2/4	17/27	.630	
1987	0/0	3/5	4/6	2/4	0/0	9/15	.600	
1988	1/1	4/6	3/3	3/9	1/2	12/21	.571	
1989	0/0	7/7	5/6	5/11	1/2	18/26	.692	
1990	1/1	4/4	7/10	3/6	2/6	17/27	.630	
1991	1/1	4/5	2/3	2/3	1/1	10/13	.846	
1992	3/3	8/9	5/6	4/8	1/1	21/27	.778	
<b>9-YEAR TOTALS</b>		<b>6/6</b>	<b>50/58</b>	<b>37/48</b>	<b>31/64</b>	<b>8/18</b>	<b>132/194</b>	<b>.680</b>

### 1992 KICKING

Pittsburgh (36); at Indianapolis (27, 29, 20); Kansas City (21, 54, 39); San Diego (49, 46); at Cincinnati (39); at Denver (43); Cincinnati (27, 47); at Pittsburgh (29, 19, 39); Cleveland (0 att.); at Minnesota (30); at Miami (24, 41, 23, 41); at Detroit (46, 30); Chicago (19); Green Bay (0 att.); at Cleveland (47); Buffalo (28, 18). Playoffs: at Buffalo (26)

### 1991 KICKING

(Signed following ninth game)

Dallas (52, 19, 22, 41, 23); Cleveland (25); at Pittsburgh (0 att.); Philadelphia (42, 47); Pittsburgh (24, 35); at Cleveland (27); at N.Y. Giants (37, 34). Playoffs: N.Y. Jets (46, 53); at Denver (33, 25)

## 1990 KICKING

at Washington (0 att.); at Philadelphia (**25, 50, 42**); at New Orleans (37, 52); Washington (**32**); Dallas (**28, 28**); at N.Y. Giants (**39, 18, 34, 45**); Chicago (36, 52); at Miami (**44**); at Buffalo (0 att.); Green Bay (58); New England (50, **29, 50**); Indianapolis (**32, 39**); at Atlanta (**37, 40, 48**); at Dallas (**38**); N.Y. Giants (47, 30); Philadelphia (0 att.)

## 1989 KICKING

at Detroit (**29, 23, 33**); at Seattle (0 att.); at N.Y. Giants (47); San Diego (**36, 33**); at Washington (0 att.); Philadelphia (**41**); Atlanta (**50, 22**); at Dallas (**40, 25, 31, 42**); N.Y. Giants (**37, 42, 46**); Dallas (44, 41, **45**); at L.A. Rams (0 att.); Tampa Bay (**21, 28, 47**); Washington (50, **27**); at L.A. Raiders (0 att.); Denver (0 att.); at Philadelphia (39, 45)

## 1988 KICKING

at Cincinnati (58); Dallas (40); at Tampa Bay (**47, 37, 47, 23**); Washington (0 att.); at L.A. Rams (**43, 51**); Pittsburgh (**19**); at Washington (**38, 47, 47**); Cleveland (0 att.); at Dallas (**32**); San Francisco (**24**); N.Y. Giants (**28**); at Houston (0 att.); at Philadelphia (44, 28); at N.Y. Giants (0 att.); Philadelphia (**40, 48**); Green Bay (**20, 20**)

## 1987 KICKING

(Five games with Packers, three with Cardinals)

L.A. Raiders (0 att.); Denver (**32, 47**); at Detroit (**22, 37, 45**); Tampa Bay (47, **36**); Chicago (39, 26, **47**); Phoenix (0 att.); N.Y. Giants (27); at Tampa Bay (**28**); at Dallas (**32, 28, 37**)

## 1986 KICKING

Houston (**26, 40**); at New Orleans (**50**); Chicago (**22, 46, 45, 50**); at Minnesota (0 att.); Cincinnati (0 att.); Detroit (0 att.); at Cleveland (**24**); San Francisco (57, 42, **22**); at Pittsburgh (**34, 43**); Washington (37, 40); Tampa Bay (**27, 49\***); at Chicago (33, **22**); at Detroit (**34, 48, 24, 46**); Minnesota (**39, 20**); at Tampa Bay (0 att.); at N.Y. Giants (45, **34**)

## 1985 KICKING

at New England (40\*); N.Y. Giants (**40**); N.Y. Jets (**39**); at St. Louis (0 att.); Detroit (**33, 21**); Minnesota (**45, 22**); at Chicago (42); at Indianapolis (**29**); Chicago (**40**); at Minnesota (52, **46, 28**); New Orleans (**27**); at L.A. Rams (**38**); Tampa Bay (25\*, 24); Miami (42, **22**); at Detroit (**38, 29, 25, 27**); at Tampa Bay (47, **24, 40**)

## 1984 KICKING

(Signed following seventh game)

Seattle (**42**); Detroit (**45, 34**); at New Orleans (**41, 34, 41**); Minnesota (**24**); L.A. Rams (**21, 54, 36**); at Detroit (0 att.); Tampa Bay (0 att.); at Chicago (46); at Minnesota (**30**)

\* Blocked

## KICKING SURFACES

YEAR	HOME	HOME PCT.	ROAD GRASS	ROAD TURF	ROAD TOTAL	ROAD PCT.
1984	5/7	.714	0/0	4/5	4/5	.800
1985	9/12	.750	3/4	7/10	10/14	.714
1986	9/15	.600	1/1	7/11	8/12	.667
1987	3/8	.375	1/1	5/6	6/7	.857
1988	5/8	.625	6/9	1/4	7/13	.538
1989	11/16	.687	0/0	7/10	7/10	.700
1990	7/12	.583	2/5	8/10	10/15	.667
1991	7/10	.700	1/1	2/2	3/3	1.000
1992	10/11	.909	4/6	7/10	11/16	.688
<b>9-YEAR TOTALS</b>	<b>66/99</b>	<b>.667</b>	<b>18/27</b>	<b>48/68</b>	<b>66/95</b>	<b>.695</b>

## ADDITIONAL STATS

**Rushing:** 1 for 8 yds. in 1988



# CRIS DISHMAN

**Cornerback**

# 28

**Height**.....6-0  
**Weight**.....188  
**Born**.....8/13/65  
**College**.....Purdue  
**How Acq.**.....D5a, 1988  
**NFL**.....6th Year



**1992:** Continued to enhance reputation as one of top coverage cornerbacks in AFC...Did not sign contract (9/10) until after regular season started, missing first game before reclaiming starting left cornerback spot...Overall, started 15 games at LCB...Was tenth on team in tackles with 40 (27, 13) while also tying for second in interceptions with three and ranking second in passes defended with 21 (CB Jerry Gray had 22)...Personal key play of season came in stripping Chiefs' WR J.J. Birden of ball in overtime (DT Doug Smith recovered at K.C. 23) as Al Del Greco's FG gave Houston 23-20 victory (9/20)...In 27-0 shutout of San Diego (9/27), suffered third quarter neck injury and did not return (replaced by Steve Jackson)...Surpassed 200 career total tackles in 26-10 besting of Bengals (10/25)...In 17-13 edging of Vikings (11/15), key part of defensive unit that limited Minnesota to 32.1% pass completion percentage (9 of 28)...Did not get first interception of season until 11th game at Miami (11/22) which marked first pickoff in almost a year (11/17/91 vs. Browns)...Top game of '92 came in 27-3 beating of Buffalo (12/27) with season-best six tackles, four pass break-ups and an interception...Started at LCB in playoff loss at Buffalo (1/3/93) and recorded three solos.

**PRO:** Outstanding coverage man with excellent speed (has been timed at 4.39 in 40-yard dash)...**1991:** Earned starting spot in Pro Bowl with other honors including AP First Team All-Pro, Pro Football Weekly First Team All-NFL, Football Digest First Team All-Pro, College and Pro Football Newsweekly Second Team All-Pro, UPI First Team All-AFC, Pro Football Weekly First Team All-AFC, and Football News First Team All-AFC...Also was selected by NFLPA as runner-up AFC Defensive Back of the Year (behind Raiders' Ronnie Lott)...Started 15 games at LCB and ended up sixth on team (2nd among DBs) in total tackles with 65 (52, 13 plus 1 ST tackle)...Led the team and tied for second in NFL with career-best six interceptions...Also led club in passes defended with personal-best 23, tied for team lead in fumble recoveries with three, and tied for third in forced fumbles with two...Attracted national attention during season with seven-game turnover streak that included five interceptions, one forced fumble, and a fumble recovery...Turnover streak began on opening series of 30-7 win at Cincinnati (9/8) by stripping TE Rodney Holman of ball at Oiler one-yard line...With Oilers clinging to seven-point lead, got fourth quarter end zone interception of Steve DeBerg pass to preserve 17-7 victory over Chiefs (9/16)...In 24-20 loss at New England (9/22), notched career-high ten tackles plus an interception and three passes defended...In 42-14 ripping of Broncos (10/6), returned pickoff 43 yards to Denver one-yard line that led to score and also returned fumble 19 yards for second career touchdown (forced by William Fuller)...Against Jets (10/13), had interception in fourth consecutive game to come within one of Pete Jacquess' Oiler record (1964)...With about three minutes left in 17-13 edging of Dolphins the following Sunday, recovered Sammie Smith fumble in end zone (forced by Lamar Lathon)...Was named AFC Defensive Player of the Month for October...Got career-best sixth interception inside Oilers' ten-yard line to help preserve 28-24 triumph over Browns (11/17), and at that point, had eight turnovers in previous 11 games...Missed only game of sea-

son at Pittsburgh (11/24) due to ankle injury...Started both playoff contests and totaled nine tackles and two pass break-ups...**1990:** Became full-time starter after having previously started just two games in two seasons...Started all 16 games at LCB and finished eighth (4th among DBs) with 58 tackles (42, 16) plus four ST hits (3, 1)...Tied for second on team (T-8th AFC) with four interceptions while also tying Richard Johnson for team best in passes defended with 16...Had interceptions in games against Falcons (9/9), Chargers (9/30), and Bengals (10/14)...In 26-24 Monday night win over Buffalo (11/26), suffered bruised hip in first half and did not return...In 13-10 OT loss at Seattle (12/2), had final pickoff of season with career-best 42-yard return while also going over 100-tackle mark for career...Had season-best tackle effort with eight in regular season finale 34-14 win over Steelers (12/30)...Started playoff loss at Cincinnati (1/6/91) and recorded five tackles...**1989:** Played in all 16 games with no starts and finished with 30 tackles (27, 3) plus seven on special teams...Tied for second on club in interceptions with four and was third in passes defended with 11...Also had a touchdown, a forced fumble, a fumble recovery, and a blocked field goal...In 47-41 OT loss to Bills (9/24), recovered Bubba McDowell's blocked punt (by John Kidd) and returned it seven yards for TD...Notched first career interception off Mike Tomczak throw and deflected Maury Buford punt in 33-28 victory at Chicago (10/15)...Blocked Nick Lowery FG attempt in loss at K.C. (11/26) and helped seal 23-16 triumph over Steelers with interception of Bubby Brister pass (12/3)...Had two tackles in playoff loss to Pittsburgh (12/31)...**1988:** As a rookie, played in 15 games with pair of starts and was prime contributor to resurgence of Oiler special teams...Had 12 solos and nine special teams stops to go with a forced fumble, a fumble recovery, and five passes defended...Both starts came in place of Steve Brown, who suffered pulled hamstring in season-opener at Indianapolis (9/4)...First career starts thus came in 38-35 win over Raiders (9/11) and in loss to Jets (9/18)...In 34-14 win at Pittsburgh (10/16), blocked a Harry Newsome punt and recovered it on Steeler two-yard line (Allen Pinkett scored TD)...That was one of two Oiler blocked punts in that game (Eugene Seale had other)...Oilers ended up tying then-NFL record for blocked punts in a season with five...Appeared in both playoff contests and had one tackle...Drafted by Oilers with first of two fifth round selections (125th overall) in 1988.

**COLLEGE:** Played three years at Purdue, starting in 33 of 34 games played...Statistical totals in Boilermaker career included 169 total tackles (146, 23), nine interceptions, 30 passes defended (2nd in school history), two forced fumbles, and one fumble recovery...As a **senior**, paced the secondary with 67 tackles (61, 6) and also had career bests in interceptions (4) and pass break-ups (13)...Against Louisville, held opposing WR to no receptions while also contributing 12 tackles and three pass knock-downs...In 1986 pre-season drills, was moved to wide receiver, but ended up sitting out **junior** season to concentrate on academics...In **sophomore** year, started at LCB and had 54 tackles (47, 7), three pick-offs, and eight passes defended...As a **freshman**, started every game, registering 48 total stops (38, 10), a pair of interceptions, and nine pass bat-downs...Had season-high 11 tackles against Wisconsin...Was red-shirted as a freshman receiver in 1983 and was moved to CB following season...Also participated in track at Purdue and in Big Ten Indoor Meet, finished second in the 60-meters and third in 300-meters...Majored in criminal justice.

**PERSONAL:** Married to Karen (7/6/91), couple splits off-season between Houston and Louisville...Has donated extensive time to Big Brothers/Big Sisters Foundation...Hobbies include bowling, going to movies, and bicycling...Lists favorite movies as "New Jack City" and "Ghost," favorite TV show as "Knots Landing," and favorite recording artists as Too Short and Teddy Peneggrass...Has brother Colan who played basketball at Kentucky State...Attended DeSales High School in Louisville, lettering in football, track, and basketball...As a senior,

was voted top H.S. player in Kentucky by one poll while earning All-State honors...This past May, was enshrined into DeSales' Hall of Honor...Full name is Cris Edward Dishman, born August 13, 1965 in Louisville, Kentucky.

### NFL STATISTICS

YEAR	TEAM	G-S	TACK.	ASST.	TOTAL.	FUM. FOR.			YDS.
						REC.	FUM.	INT.	
1988	Houston	15-2	21	0	21	1	1	0	0
1989	Houston	16-0	31	6	37	1	1	4	31
1990	Houston	16-14	45	17	62	0	1	4	50
1991	Houston	15-15	53	13	66	3	2	6	61
1992	Houston	15-15	27	13	40	0	1	3	34
<b>5-YEAR TOTALS</b>		<b>77-46</b>	<b>177</b>	<b>49</b>	<b>226</b>	<b>5</b>	<b>6</b>	<b>17</b>	<b>176</b>
<b>PLAYOFFS</b>		<b>7-4</b>	<b>18</b>	<b>2</b>	<b>20</b>	<b>0</b>	<b>0</b>	<b>0</b>	<b>0</b>

### ADDITIONAL STATS

**Passes Defensed:** 5 in 1988, 11 in 1989, 16 in 1990, 23 in 1991, 21 in 1992 for total of 76 (p-total of 3)

**Touchdowns:** 7-yd. blocked punt rec. vs. Buffalo 9/24/89, 19-yd. fumble rec. vs. L.A. Raiders 9/1/91

**Blocked Punt:** vs. Pittsburgh 10/16/88

**Blocked FG:** vs. Kansas City 11/26/89

## KEVIN DONNALLEY

**Tackle**

# 77

**Height**.....6-5  
**Weight**.....305  
**Born**.....6/10/68  
**College**...North Carolina  
**How Acq.**.....D3b, 1991  
**NFL**.....3rd Year



**1992:** Was perhaps Oilers' most improved player...Outstanding off-season work and dedication following rookie season led to significantly more playing time in second year...Played in all 16 games with two starts at left tackle...Also was member of Oilers' FG/PAT team...In 19-16 loss at Miami (11/22), replaced Don Maggs (thigh) for entire second half...Got first career start in following game in place of Maggs as Houston defeated Detroit 24-21 on Thanksgiving (11/26)...Again started at LT in 24-7 Monday night win over Chicago (12/2), but was replaced by Maggs in second quarter before re-entering game in third period when Maggs suffered elbow injury...Two weeks later in 17-14 come-from-behind win at Cleveland (12/20), saw some action at both RT (for David Williams) and at LT (for Maggs)...Got some playing time at LT in regular season-ending 27-3 triumph over Bills (12/27)...Played on special teams in playoff loss at Buffalo (1/3/93).

**PRO:** Big, strong player with outstanding quickness who really emerged last season...Is expected to contend for starting job in 1993...**1991:** Draft choice who earned roster spot and was used exclusively on special teams, appearing in all 16 games...Was featured part of field goal and PAT protection teams...Played in both post-season games...Drafted by Oilers with second of two third round picks (79th overall) in 1991.

**COLLEGE:** Began college career at Davidson before transferring to North Carolina for 1989 junior season...As a **senior**, earned All-ACC accolades...Was also an Academic All-America selection and was se-

lected to play in Japan Bowl...Was Tar Heels' starter at left tackle and had highest season grade-out of any UNC lineman...Racked up five "knockdown" blocks in helping team roll up 302 rushing yards in 56-0 win over Appalachian State...Had six "knockdowns" as Carolina offense amassed 520 yards in 34-10 victory over Maryland...Was a Second Team All-ACC choice as a **junior**...In first game as a Tar Heel, registered eight "knockdowns" as UNC ran for 318 yards and had 533 total yards in 49-7 win over VML...Did not play in 1988 under NCAA transfer rules, playing both left and right tackle on Tar Heel scout team...Played for Davidson as a **sophomore**, seeing action at both guard and tackle...Was considered top offensive lineman for team despite DC's failure to win a game...Played sparingly as a **freshman**...Holds a B.A. in economics.

**PERSONAL:** Married to Erica (5/2/92), couple lives year-round in The Woodlands, Texas...While at North Carolina, did charity work with local children's hospitals as well as with other community service groups set up through UNC athletic department...Hobbies include water sports, playing basketball, and golf...List favorite movie as "The Blues Brothers," and favorite TV show as "Seinfeld"...Enjoys listening to Eric Clapton, Tom Petty, and The Who...Was recipient of two graduate scholarships, one from the NCAA and one from the National Football Foundation...Had brothers Brian and Rick who also played for North Carolina...Rick was All-America who played in NFL from 1981-86 (Steelers, Redskins, Chiefs)...Upon H.S. graduation, weighed only 220 and consumed 6000 calories per day during freshman year at Davidson to gain weight...Attended Athens High School in Raleigh, North Carolina, lettering in football, track, and basketball...Played both guard and defensive end in H.S....Full name is Kevin Thomas Donnalley, born June 10, 1968 in St. Louis, Missouri.

### NFL STATISTICS

**GAMES/STARTS:** 1991: 16/0, 1992: 16/2. **2-YEAR TOTALS: 32/2**  
(P-3/0)

## WILLIE DREWREY

**Wide Receiver**



# 85

**Height**.....5-7  
**Weight**.....164  
**Born**.....4/28/63  
**College**.....West Virginia  
**How Acq.**.....FA, 1993  
**NFL**.....9th Year



**1992:** Returned to the Oilers as a free agent this past May 4...Last season, played in nine games with two starts for Tampa Bay...Totaled 16 receptions for 237 yards (14.8 avg.) with pair of touchdowns...Also returned seven punts for 62 yards (8.9 avg.)...Was waived (11/10) following season's ninth game...Against Packers (9/13), caught 13-yard TD pass from QB Vinny Testaverde...Compiled season-best 61 receiving yards on three catches in game versus Colts (10/4)...Due to injuries to Lawrence Dawsey and Mark Carrier, started at New Orleans (11/1) and had scoring catch on toss by QB Steve DeBerg...Also started following Sunday against Vikings (11/8) in three-WR set and had '92-best four receptions for 59 yards.

**PRO:** Receiver with good quickness who also has outstanding ability as kick returner...Played first four seasons with Oilers before signing as "Plan B" free agent with Tampa Bay (3/27/89)...Finished Buccaneer

career as club's all-time leading punt returner with 9.4-yard average (88/826 yds.)...Despite four-year absence from Oilers, still ranks fifth on team's all-time punt return list...Also owns two longest receptions in Tampa Bay annals (89, 87 yds.)...**1991:** Saw action in all 16 games for Bucs and finished with career highs in catches (26), yards (375), and TDs (2)...Also ranked sixth in NFL (T-10th NFL) in punt returns with 9.5 average (38/360)...Added 12 KORs for 246 yards (20.5 avg.)...Had second longest catch in Tampa history with 87-yard score against Green Bay (9/15)...Also had 33-yard punt returns (2nd best of career) versus Vikings (11/3)...In game with Giants (11/24), had first five-reception day of career that included 19-yard TD...**1990:** For Tampa Bay, played in 16 games with one start, catching seven balls for 182 yards (16.0 avg.) and a TD...Was ninth in NFC punt returns with 8.0 average (23/184) and also had 17.4 KOR average (14/244)...Got first career start in place of injured Bruce Hill at San Francisco (11/18)...Established Buc record with 89-yard reception for TD against Falcons (12/2) in producing only career 100-yard game (2/119)...**1989:** In first Tampa Bay season, played in all 16 games and grabbed 14 passes for 157 yards (11.2 avg.) and a TD...Set Bucs' record with 11.0 punt return average (20/220) to rank fifth in NFC...Had career-best 55-yard return (2nd best in team history) against Packers (12/3)...Only TD of campaign came against Oilers (12/10)...**1988:** For Houston, appeared in 12 games and had 11 catches for 172 yards (15.6 avg.) and one score...Only touchdown came on ten-yard catch against Cincinnati (10/19)...Was placed on injured reserve (12/6) with dislocated elbow and stayed there for remainder of season...**1987:** Played in all 12 non-strike games and caught 11 passes for 148 yards, returned eight KOs for 136 yards, and brought back three punts for 11 yards...In loss at San Francisco (11/8), caught 35-yard pass from QB Brent Pease on trick play known as "(Warren) Moon in Motion"...Played in both playoff games and totaled five catches for 79 yards...In 23-20 wild card win over Seattle (1/3/88), caught three balls for 62 yards including 29-yard touchdown which snapped a 13-13 tie...Also had two grabs for 17 yards in post-season loss at Denver (1/10/88)...Underwent post-season arthroscope on knee (2/16/88)...**1986:** Appeared in 15 games (missed 11/2 Miami game with shoulder bruise) and caught 18 passes for 299 yards (career-best 16.6 avg.)...Led team and finished tenth in AFC in PRs with a 7.7 average (34/262) while also tying Allen Pinkett for club lead in KORs with 20.0 average...Accounted for 124 yards of total offense at Detroit (10/5)...Tied Oiler record with seven punt returns versus Colts (11/23)...**1985:** Beat odds as 11th round draft pick who made final roster...Saw action in 14 games (missed 11/10 vs. Bills, 11/17 vs. Steelers with ankle sprain)...Finished sixth in AFC punt returns with 9.0 average (24/215) and ranked third in conference in KORs with 24.7 mark (26/642)...Had season-best 135 yards on five KORs including 50-yarder against Bengals (12/1)...Was drafted by Oilers in 11th round (281st overall) in 1985.

**COLLEGE:** In career at West Virginia, returned 54 kicks for 1319 yards (24.4 avg.) and 108 punts for 1109 yards (10.3 avg.)...Also caught 52 passes for 935 yards (18.0 avg.)...In Mountaineer career, scored nine TDs (5 rec., 3 PR, 1 KOR)...As a **senior**, caught 36 balls for 594 yards (16.5 avg.) and pair of TDs...Had 93-yard kick return for TD versus Syracuse and also had 74-yard punt return for score against Pittsburgh...On Sporting News All-America team, was selected as kick returner...In **sophomore** campaign, had 75-yard punt return versus Rutgers and also had Gator Bowl-record 82-yard punt return in game with Florida State...Holds B.S. in business.

**PERSONAL:** Married to Patsy, couple resides in Tampa...Lived with family in Germany where father was stationed in military...Has given time to YMCA Children's Fund, American Heart Association, and American Cancer Society...Hobbies include music, swimming, and playing basketball...Lists favorite movie as "Aliens" and favorite TV show as "Sanford and Son"...Enjoys listening to Stevie Wonder...At-

tended Northern Burlington High School in Columbus, New Jersey, lettering in football, baseball, basketball, and track...As a senior, earned All-State honors and was selected as school's Offensive Player of the Year...Full name is Willie James Drewrey, born April 28, 1963 in Columbus, New Jersey.

### NFL STATISTICS

YEAR	TEAM	G-S	NO.	YDS.	AVG.	LG.	TD
1985	Houston	14-0	2	28	14.0	19	0
1986	Houston	15-0	18	299	16.6	31	0
1987	Houston	12-0	11	148	13.5	35	0
1988	Houston	12-0	11	172	15.6	55	1
1989	Tampa Bay	16-0	14	157	11.2	18	1
1990	Tampa Bay	16-1	7	182	16.0	89t	1
1991	Tampa Bay	16-0	26	375	14.4	87t	2
1992	Tampa Bay	9-2	16	237	14.8	32	2
<b>8-YEAR TOTALS</b>		<b>110-3</b>	<b>105</b>	<b>1598</b>	<b>15.2</b>	<b>89t</b>	<b>7</b>
<b>PLAYOFFS</b>		<b>2-0</b>	<b>5</b>	<b>79</b>	<b>15.8</b>	<b>29t</b>	<b>1</b>

### KICKOFF RETURNS

YEAR	TEAM	NO.	YDS.	AVG.	LG	TD	PUNT RETURNS					
							NO.	FC	YDS.	AVG.	LG	TD
1985	Houston	26	642	24.7	50	0	24	10	215	9.0	23	0
1986	Houston	25	500	20.0	32	0	34	13	262	7.7	25	0
1987	Houston	8	136	17.0	27	0	3	1	11	3.7	5	0
1988	Houston	1	10	10.0	10	0	2	2	8	4.0	8	0
1989	Tampa Bay	1	26	26.0	26	0	20	2	220	11.0	55	0
1990	Tampa Bay	14	244	17.4	29	0	23	15	184	8.0	16	0
1991	Tampa Bay	12	246	20.5	43	0	38	15	360	9.5	33	0
1992	Tampa Bay	0	0	0	0	0	7	6	62	8.9	17	0
<b>8-YR. TOTALS</b>		<b>87</b>	<b>1804</b>	<b>20.7</b>	<b>50</b>	<b>0</b>	<b>151</b>	<b>64</b>	<b>1322</b>	<b>8.8</b>	<b>55</b>	<b>0</b>

### ADDITIONAL STATS

**Rushing:** 2 for -4 yds...long 5 in 1985

## MIKE DUMAS

**Safety**

# 38

**Height**.....5-11  
**Weight**.....181  
**Born**.....3/18/69  
**College**.....Indiana  
**How Acq.**.....D2a, 1991  
**NFL**.....3rd Year



**1992:** In second season with Oilers, continued to be good special teamer while also playing in nickel/dime packages...Saw action in all 16 games with one start...Finished second on club (behind Scott Kozak) in special teams tackles with 13 (10, 3) while adding 19 tackles as a DB (13, 6)...Also chipped in with an interception, a fumble recovery, and three passes defensed...In 20-10 win at Indianapolis (9/13), made first career start (at FS in place of injured Bo Orlando) and notched three solos...In 27-0 whitewash of Chargers (9/27), recorded only interception of season plus two solos, one ST tackle, and two pass break-ups...In that San Diego contest, deflected a John Kidd punt (4-yd. net) that led to a Houston TD...Had solid special teams performance in 21-20 loss at Pittsburgh (11/1) with four tackles, most single game ST stops by an Oiler in '92...Preliminary X-rays revealed fractured jaw but next day follow-up exam showed no break from injury suffered in 24-14 loss to Cleveland (11/8)...Alternated at FS with

Marcus Robertson in 19-16 loss at Miami (11/22) and contributed three solos, an ST tackle, and recovered Tony Martin's fumbled punt that led to Oilers' first score...In 27-3 victory over Bills (12/27), credited with career-high five tackles...Played but did not register any stats in post-season loss at Buffalo (1/3/93).

**PRO:** Hard hitter who continues to get increased playing time...**1991:** As a rookie, saw action in 13 regular season games on special teams and as DB in "dime" situations...Missed most of training camp before agreeing to contract terms (8/12)...Was expected to be in running for playing time at free safety, but progress was slowed by holdout...Statistically, finished with seven tackles as DB (2, 5) plus ten total hits on special teams (8, 2)...Tied for second on team in ST tackles behind Eugene Seale's 20...Also tied for team lead in fumble recoveries with three while contributing an interception, a forced fumble, and three passes defended...In 47-17 opening day win over Raiders (9/1), returned Sam Graddy's kickoff fumble (forced by Eric Fairs) 19 yards for touchdown...Recovered fumbled punt (forced by Scott Kozak) that led to Oilers' first TD in 17-7 victory over Kansas City (9/16)...Nabbed only interception of season off Hugh Millen pass in Houston's 24-20 loss at New England (9/22)...Rang up season-best four tackles in 23-20 edging of Jets (10/13)...Suffered hamstring injury in second half of loss at Pittsburgh (11/24) and was on two-man inactive list for three of next four games...Appeared in both playoff games and had a solo in loss at Denver (1/4/92)...Drafted by Oilers with first of three second round picks (28th overall) in 1991...With Houston's first round choice traded to Patriots, was actually team's top selection.

**COLLEGE:** Four-year letterman as Indiana defensive back...Also was excellent special teams player who holds Indiana record for blocked kicks in a career with nine...Played cornerback for Hoosiers until regular season finale of junior season...Was IU's free safety from that point on...Four-year Indiana totals included 206 tackles (157,49) to go with five interceptions, 13 passes defended, six fumble recoveries, and one forced fumble...Also returned seven punts for 91 yards (13.0 avg.)...Was First Team All-Big Ten and Football News Second Team All-America as a **senior** safety, finishing second on team with career-high 102 tackles (77,25)...Also had personal best three pick-offs for 152 return yards (2nd in school history)...Along with Oiler draftees Darryll Lewis and Steve Jackson, was a semi-finalist for Jim Thorpe award (nation's outstanding DB)...Also was team's Most Valuable Player and earned spot in Japan Bowl all-star game...Had a career-best 17 tackles (12, 5) in loss to Michigan State and had 12 solo stops versus Illinois and Minnesota...Established IU record with 99-yard interception return (did not score) in win over Purdue, surpassing Tim Wilbur's previous mark of 98 yards (vs. Michigan State, 1978)...Versus Auburn in Peach Bowl, recorded 14 tackles, four passes defended, and blocked a punt...**Junior** honors included AP First Team All-Big Ten plus Honorable Mention All-America...Stats showed 48 total hits (39, 9) plus two interceptions, four blocked kicks, two TDs, and a safety...Started first ten games at CB before shift to FS prior to finale against Purdue...Was Sports Illustrated and Sporting News National Defensive Player of the Week in win over Toledo by blocking two punts to score a TD and a safety while also intercepting a pass...Also blocked a punt and returned it 28 yards for a touchdown in game with Illinois...Started all 11 games at cornerback as a **sophomore**, ending up with 38 tackles (26,12), three blocked punts, and five passes defended...Had pair of blocked punts in victory over Kentucky and added another against Illinois...Had season-best eight tackles plus a fumble recovery in Liberty Bowl versus South Carolina...In 1987, was IU's only true **freshman** to earn a letter...Contributed 18 tackles (15, 3) plus two fumble recoveries (both on kick returns to set up TDs vs. Illinois)...Became a starter in final game of season versus Purdue and also started Peach Bowl against Tennessee...Majored in sports marketing/management.

**PERSONAL:** Single, spends off-season in Alto, Michigan...Hobbies include playing basketball, and tennis...List favorite movie as "The Untouchables," favorite TV show as "In Living Color," and favorite book as James Brown's autobiography...Enjoys listening to Mariah Carey...Attended Lowell (Mich.) High School, lettering in football, basketball, and track...Was two-time H.S. conference MVP and was also Michigan Player of the Year as an all-state tailback/safety...Full name is Michael Dion Dumas, born March 18, 1969 in Grand Rapids, Michigan.

### NFL STATISTICS

YEAR	TEAM	G-S	TACK.	ASST.	TOTAL	FUM.		INT.	YDS.
						REC.	FOR.		
1991	Houston	13-0	10	7	17	3	1	1	19
1992	Houston	16-1	23	9	32	1	0	1	0
<b>2-YEAR TOTALS</b>		<b>29-1</b>	<b>33</b>	<b>16</b>	<b>49</b>	<b>4</b>	<b>1</b>	<b>2</b>	<b>19</b>
<b>PLAYOFFS</b>		<b>3-0</b>	<b>1</b>	<b>0</b>	<b>1</b>	<b>0</b>	<b>0</b>	<b>0</b>	<b>0</b>

### ADDITIONAL STATS

**Passes Defensed:** 3 in 1991, 3 in 1992 for total of 6

**Touchdown:** 19-yd. fumble rec. vs. L.A. Raiders 9/1/91

## CURTIS DUNCAN

Wide Receiver



# 80

**Height**.....5-11  
**Weight**.....184  
**Born**.....1/26/65  
**College**.....Northwestern  
**How Acq.**.....D10, 1987  
**NFL**.....7th Year



**1992:** Enjoyed finest season of six-year career while earning first Pro Bowl selection...Actually was tied with Ernest Givins in Pro Bowl voting for final AFC receiver spot but NFL decided both would go thus giving one team three WRs (also Haywood Jeffires) for first time in Pro Bowl history...For fifth straight season, played in all 16 games (16 starts) and posted personal bests in receptions with 82 (66 in 1990) and yards with team-best 954 (785 in '90) while adding one TD...Reception total tied for sixth highest in franchise history...Ranked second in AFC (4th NFL) in catches and was second in AFC (8th NFL) in yards...Was one of four Oilers (also Jeffires, Givins, Lorenzo White) to rank among AFC's top ten receivers...Led Houston in receptions in a team-high seven games and was receiving yards leader in three contests...In each of season's first two games against Pittsburgh (9/6) and Indianapolis (9/13), led team with eight catches (98, 94 yds.)...In Steeler game, surpassed 200 career catches while also moving past Tim Smith (206) into sixth place on team's all-time receptions list...In 27-21 loss at Denver (10/18), had personal-best 133 yards on five catches including 72-yard snag that was longest reception of career and Oilers' longest play of season...Matched career best with nine grabs (also vs. Bengals 10/27/91) for 84 yards in 26-10 triumph over Cincinnati (10/25)...Moved past Smith (3107) into sixth place on Oilers' all-time receiving yards chart in 21-20 loss at Pittsburgh (11/1)...Despite 16-14 Astrodome loss to Packers (12/13), produced third career 100-yard game with six catches for 100 yards...Only touchdown of season was first score in last 108 receptions (since 10/20/91 at Miami) and came in 17-14 victory at Cleveland (12/20)...In post-season loss at Buffalo, caught personal playoff-best eight balls for 57 yards including 26-yard TD.



**PRO:** Possesses good hands, runs accurate routes, and has surprising speed...Ranks sixth on Oilers' all-time list for both receptions (281) and receiving yards (3479)...Entering 1993, has consecutive starts streak of 48 which is tied for third best on team...Has not missed a game since rookie season of 1987...**1991:** Started all 16 contests as one of four receivers in Oilers' "Run 'N Shoot" offense...Finished fourth on team in both receptions (55) and receiving yards (588) while tying for third in TD catches with four...Member of "Fab Four" that set NFL record for receptions by four players on same team with 315, surpassing the 299 by the 1989 Redskins...In 30-7 triumph at Cincinnati (9/8), handled punt returns for first time since 1988...Racked up second multi-TD game of career (also 10/25/87 vs. Atlanta) with a pair in 24-20 loss at New England (9/22)...In 23-20 besting of Jets (10/13), contributed eight catches for 67 yards and a TD, then caught game-winner the following week in 17-13 win at Miami...Notched career-high (since tied) with nine receptions for 76 yards as Oilers defeated Bengals 35-3 (10/27)...Had season-best 42-yard snag before suffering minor shoulder injury in 28-24 win over Cleveland (11/17)...Had 17-game streak with at least one catch snapped in 13-6 loss to Philadelphia (12/2)...Started both playoff games and had four catches versus Jets (12/29) and six (plus TD) in loss at Denver (1/4/92)...**1990:** Started all 16 games after starting just one in prior three league seasons...Contributed 66 receptions (4th on team, 7th in AFC) for 785 yards (4th on team)...Was member of "Fab Four" that was first quartet in NFL annals to each get 65 catches...Got 100th reception of career on eight-yarder in 24-21 loss to 49ers (10/7)...Had seven catches for 99 yards in 17-12 loss to Jets (10/28)...In 35-23 victory at Cleveland (11/18), had top game of season with seven grabs for 130 yards and a TD (1st TD in 61 catches)...Started playoff loss to Bengals (1/6/91) and had one catch for 15 yards...**1989:** Appeared in all 16 games with one start and contributed 43 catches (4th on team) for 613 yards (4th) and five TDs ...Led team in receptions in three games and in yards twice...Got first NFL start in place of injured Ernest Givins (ankle) in loss at K.C. (11/26)...Went over 1000 career receiving yards with 18-yard TD in 23-16 triumph at Pittsburgh (12/3)...In post-season loss to Steelers (12/31), caught two balls for 15 yards...**1988:** Played in all 16 games, finishing third on team in receptions (22) and yards (302) with one score...Also returned four punts for 47 yards and a kickoff for 34 yards...In loss to Steelers (12/4), took over as team's punt returner following elbow injury to Willie Drewrey, who had taken over in previous week for injured Kenny Johnson...Had season-best 36-yard catch and only TD of season (13 yds.) plus team season high 26-yard PR in 41-6 romp over Cincinnati (12/11)...Appeared in both playoff games and had three receptions for 42 yards...**1987:** Played in ten games as a rookie and was third on club with 237 receiving yards and fourth with 13 catches...18.2-yard per-catch average was second on team while five TD receptions ranked third...Had touchdown catch on 38.5% of receptions...Also returned 28 kickoffs for 546 yards (19.5 avg.) to finish eighth in AFC...Along with Denver's Ricky Nattiel, was a Football Digest First Team All-Rookie selection...In 37-33 win over Atlanta (10/25), caught two passes for 55 yards with both snags going for touchdowns...In that game, caught 14-yarder in back corner of end zone with 27 seconds left to win contest...Was thus first Oiler to have two TD catches in one game since Drew Hill did it versus Colts (12/22/85)...In 31-29 win at Cincinnati (11/1), had four kickoff returns for 120 yards including 62-yarder that began Oilers' comeback from 15-point fourth quarter deficit and was longest Houston KO return of season (longest since Steve Brown's 93-yarder vs. Browns, 12/11/83)...At one point in season, five of eight catches went for touchdowns...Long catch of year was 48-yarder versus Cleveland (11/22)...Missed two games due to strained knee ligaments suffered in game with Colts (11/29)...Had season-best four catches for 32 yards in playoff loss at Denver (1/10)...Drafted by Oilers in tenth round (258th overall) in 1987.

**COLLEGE:** Played four seasons at Northwestern, winning letters in last three ...Career receiving totals included 67 catches for 1159 yards (17.3 avg.) and six touchdowns...On kickoffs, returned 50 for 1308 yards and an outstanding 26.2-yard average...As a **senior**, earned AP/UPI Honorable Mention All-Big Ten honors with 29 receptions for 437 yards (15.1 avg.) and two scores...Was second in the conference and 12th in nation with 24.8-yard KO average...Was also Honorable Mention All-Big Ten as a **junior**, ending up with career-high 31 catches for 498 yards (16.1 avg.) and three touchdowns...Ranked third in country in kickoff returns with 27.2-yard mark on 11 tries for 299 yards...Had best '85 game against Northern Illinois with eight receptions for 173 yards plus 77-yard kickoff return...**Sophomore** totals included six catches for 171 yards (28.5 avg.) while finishing fifth in nation with 27.3-yard KO mark on 17 returns for 464 yards...Had school record 99-yard TD return that season against Indiana...In limited **freshman** play, caught one pass for 53 yards and averaged 24.8 yards on kick returns...Was also member of Wildcats' track team, specializing in 300-yard dash...Holds B.S. in business/pre-law.

**PERSONAL:** Married to Meredith (6/11/88), couple resides in Houston...Recently received MBA from Houston Baptist University...Spends considerable off-season time giving anti-drug talks to school children...Also is very involved with D.A.R.E. and Fellowship of Christian Athletes...This past June, was named as one of 1993's Five Outstanding Young Houstonians by the Houston Junior Chamber of Commerce...Hobbies include reading and jogging...Lists favorite movie as "Rocky IV," favorite TV show as "60 Minutes," and favorite book as The Bible...Attended Redford High School in Detroit, lettering in football and track...Was All-City, team captain, and MVP as a senior...Was two-time state finalist in 100 and 200-meter dashes...Full name is Curtis Everett Duncan, born January 26, 1965 in Detroit, Michigan.

### NFL STATISTICS

YEAR	TEAM	G-S	NO.	YDS.	AVG.	LG.	TD
1987	Houston	10-0	13	237	18.2	48	5
1988	Houston	16-0	22	302	13.7	36	1
1989	Houston	16-1	43	613	14.3	55	5
1990	Houston	16-16	66	785	11.9	37t	1
1991	Houston	16-16	55	588	10.7	42	4
1992	Houston	16-16	82	954	11.6	72	1
<b>6-YEAR TOTALS</b>		<b>90-49</b>	<b>281</b>	<b>3479</b>	<b>12.4</b>	<b>72</b>	<b>17</b>
<b>PLAYOFFS</b>		<b>9-4</b>	<b>28</b>	<b>225</b>	<b>8.0</b>	<b>26t</b>	<b>2</b>

#### KICKOFF RETURNS

YEAR	TEAM	NO.	YDS.	AVG.	LG	TD
1987	Houston	28	546	19.5	62	0
1988	Houston	1	34	34.0	34	0
1989	Houston	0	0	0	0	0
1990	Houston	0	0	0	0	0
1991	Houston	0	0	0	0	0
1992	Houston	0	0	0	0	0
<b>6-YEAR TOTALS</b>		<b>29</b>	<b>580</b>	<b>20.0</b>	<b>62</b>	<b>0</b>
<b>PLAYOFFS</b>		<b>0</b>	<b>0</b>	<b>0</b>	<b>0</b>	<b>0</b>

#### PUNT RETURNS

NO.	FC	YDS.	AVG.	LG	TD	
8	2	23	2.9	9	0	
4	2	47	11.8	26	0	
0	0	0	0	0	0	
0	1	0	0	0	0	
1	3	-1	-1.0	0	0	
0	0	0	0	0	0	
<b>6-YEAR TOTALS</b>		<b>13</b>	<b>8</b>	<b>69</b>	<b>5.3</b>	<b>26</b>
<b>PLAYOFFS</b>		<b>1</b>	<b>4</b>	<b>6</b>	<b>6.0</b>	<b>6</b>

### ADDITIONAL STATS

**Tackles:** 1-0-1 in 1988, 3-0-3 in 1989, 2-0-2 in 1990, 1-0-1 in 1991 for total of 7-0-7

**Rushing:** 1 for 0 yds. vs. Tampa Bay 12/10/89

# JOHN FLANNERY

Guard/Center

# 55

**Height**.....6-3  
**Weight**.....304  
**Born**.....1/13/69  
**College**.....Syracuse  
**How Acq.**.....D2c, 1991  
**NFL**.....3rd Year



**1992:** Continued to get significant playing time in second pro season...Appeared in 15 games with two starts at left guard while also playing on special teams and serving as backup deep snapper...In 27-0 shutout of San Diego (9/27), saw action at left guard, right guard, and center.. Got start at LG in place of Mike Munchak (back) as Oilers did not allow a sack in 38-24 victory at Cincinnati (10/11)...Again started at LG following week as Houston racked up 407 offensive yards in 27-21 loss at Denver (10/18)...In 24-14 loss to Browns (11/8), returned a short kickoff 12 yards but injured knee on play and missed only game of season in following week's 17-13 win at Minnesota (11/15)...In Oilers' next two games (at Miami 11/22, at Detroit 11/26), saw extensive action at LG in place of Munchak (back)...Also got plenty of playing time in regular season's final two games, subbing for Munchak (neck) at Cleveland (12/20) and at RG for Doug Dawson (knee) against Bills (12/27)...In playoff loss at Buffalo (1/3/93), played special teams, replaced Munchak (shoulder) in fourth quarter, and returned a kickoff five yards...Had arthroscope on knee this past off-season (1/19/93).

**PRO:** Strong, physical player who is capable of playing either guard or center...Has primarily played guard for Oilers, but could see switch to center in '93 training camp...**1991:** Got significant playing time as a rookie...Overall, played in all 16 regular season games and started first nine contests at right guard...Honors included First Team All-Rookie selection by Pro Football Writers of America, College and Pro Football Newsweekly, Football News, and Football Digest...Missed beginning of training camp before signing (7/21)...Was originally ticketed for center, but ended up playing primarily at guard following permanent shift of Bruce Matthews to center...Also served as back-up deep snapper...Suffered knee/ankle sprain in 16-13 OT loss at Washington (11/3), then saw limited action in next two games...Did not start any more games following injury (replaced by Doug Dawson) but played on special teams and in reserve role...Following second quarter knee injury to Dawson in loss to Giants (12/21), played remainder of game at RG...Was special teams participant for both playoff games...Drafted by Oilers with third of three second round picks (44th overall) in 1991.

**COLLEGE:** Was touted as the top center eligible for 1991 draft after four-year career at Syracuse...As a **senior** co-captain, was Football News Second Team All-America and AP First Team All-East...Was a semi-finalist for Outland and Lombardi trophies...Had six "knock-downs" as Orangemen racked up 289 yards rushing and 508 total yards in 49-14 win over Vanderbilt...Again had six "knockdowns" as Syracuse had 335 yards on the ground and 503 overall versus Rutgers...**Junior** honors included Football News First Team All-America and Sporting News Honorable Mention All-America...Was key member of line that allowed offense to record 575 yards in contest with Rutgers...In **sophomore** season, was Sporting News Honorable Mention All-America and AP All-East selection...Had been moved from guard to center prior to spring drills...Did not permit opponent to record a tackle against Ohio State...Credited with five "knockdowns" as Orangemen ran for 259 yards and totaled 541 in first SU triumph

at Boston College in ten years...Was surprise starter for Syracuse in ten games at guard in **freshman** season...Missed Virginia Tech game due to ankle injury...Was key blocker in Orange offense that was led by former Oiler QB Don MacPherson....Helped SU gain 560 yards in 52-6 trouncing of Colgate...Was redshirted as incoming freshman...Has B.S. in political science and is currently working on a master's in elementary education.

**PERSONAL:** Married to Kristine (5/1/93), couple resides year-round in Sugar Land, Texas...Has donated considerable time to Multiple Sclerosis Foundation...Hobbies include playing golf, hunting, and fishing...Lists favorite movie as "The Quiet Man," favorite TV shows as "Home Improvement" and "Coach," favorite book as "Down Thunder Road," and favorite recording artist as Bruce Springsteen...Attended Pottsville (Pa.) High School, lettering in football and wrestling...Was a center and defensive tackle in H.S....Was state heavyweight wrestling champion as a senior...Full name is John Joseph Flannery, born January 13, 1969 in Pottsville, Pennsylvania.

### NFL STATISTICS

**GAMES/STARTS:** 1991: 16/9, 1992: 15/2. **2-YEAR TOTALS: 31/11 (P-3/0)**

### ADDITIONAL STATS

**Kickoff Returns:** 1 for 12 yds. in 1992 (P-1 for 5 yds in 1992)

## WILLIAM FULLER

**Defensive End**



# 95

**Height** .....6-3  
**Weight** .....274  
**Born** .....3/8/62  
**College**...North Carolina  
**How Acq.**...Trade, 1986  
**NFL** .....8th Year



**1992:** Enjoyed another productive season for Oilers...Played in 15 games with 14 starts at left end...Missed season's first game and did not start in second contest due to contract holdout (signed 9/11)...Ended up ninth on team in tackles with 52 (42, 10) while also ranking fourth on club in sacks with eight...Also chipped in with a forced fumble, a fumble recovery, and two pass bat-downs...In two games, led team in total tackles and in solos...Had hot streak with six sacks in six-game stretch (games #6-11)...In 26-10 triumph over Cincinnati (10/25), had seventh multi-sack game of career (2) while contributing five tackles...Tied for club lead with season-high tackle total of eight while also getting a sack in 24-14 loss to Cleveland (11/8)...As Oilers captured 24-21 Thanksgiving Day win at Detroit (11/26), scored first NFL touchdown by returning QB Erik Kramer's fumble (forced by S Bubba McDowell) ten yards for score...In following contest, played in 100th game as an Oiler as Houston defeated Chicago 24-7 (12/7)...In 41-38 OT playoff defeat at Buffalo (1/3/93), got first two career post-season sacks and six tackles.

**PRO:** Excellent pass rusher who played first two seasons in USFL before coming to NFL...Over last three seasons, has recorded 31 QB sacks...**1991:** Started all 16 regular season games at left end and enjoyed the best season of career...Earned starting Pro Bowl spot (1st selection) with other honors that included First Team All-AFC accolades from UPI, Pro Football Weekly, and Football News...Was named

by NFLPA as AFC Defensive Lineman of the Year...Career-best 15 QB sacks led the AFC and tied for second in NFL (with Eagles' Reggie White, behind New Orleans' Pat Swilling)...Thus became first Oiler to ever lead conference in sacks with second highest total in team history (Jesse Baker's 15.5 in 1979)...Performance earned nickname "The Fuller Rush Man"...Major contributor to Oilers' 45 sacks (T-5th NFL) which was most by team since 1979 (48)...Ended up ninth on club's tackle chart with 54 (40, 14), while pacing all linemen in pass bat-downs for fourth year in row with four...Also contributed two fumble recoveries and a forced fumble...Had three multi-sack games and had streak of six games with at least a half sack...Gained national notoriety for pledging \$500 per sack to Juvenile Diabetes Foundation (father has diabetes) and arranging for corporate matchings that totaled \$6500 per sack that brought season donation to \$97,500...Had best game of season in 42-14 rout of Broncos (10/6) with seven tackles, a career-best three sacks, a forced fumble that was returned by Cris Dishman for TD, and a fumble recovery on Denver 13-yard line that led to TD...In 35-3 victory over Bengals (10/27), helped lead defense that limited Cincinnati to fewest first downs (8) allowed by Oilers since 1987 and fewest rushing yards (37) since 1989...In Monday night loss to Philadelphia (12/2), chipped in with pair of sacks, then had 1.5 QB drops in following week's win over Pittsburgh (12/8)...Was named AFC Defensive Player of the Week for performance in 17-14 edging of Browns (12/15) with two sacks and seven solos...Started both post-season games and totaled one solo and three assists...**1990:** Started all 16 games at LE in Oilers' new 4-3 base defense...Finished tenth on club in tackles with 50 (31, 19), tied for second in sacks with eight, and was third in passes defended with seven...On Houston's first defensive play of season, recorded sack of Atlanta's Chris Miller (9/9)...In home-opening 24-10 besting of Colts (9/23), notched five tackles and 1.5 sacks...Had fumble recovery but suffered concussion in first quarter of 35-23 win at Cleveland (11/18) and did not return...Had two solo hits in 41-14 playoff defeat at Cincinnati (1/6/91)...**1989:** Played in 15 games with eight starts, four at right end and four at left end...Contributed 42 tackles (31, 11), 6.5 QB sacks (2nd on club), four pass breakups (led all DLs), and one forced fumble...Started first two games at LE in place of Ray Childress who moved to NT due to knee injury to Doug Smith...Had 2.5 QB sacks in 47-41 OT loss to Bills (9/24)...Was on two-man inactive list for Cleveland game (10/29) due to ankle sprain...Recorded multi-sack game with pair against Boomer Esiason in 26-24 edging of Cincinnati (11/13)...In loss at K.C. (11/26), started at RE in place of Richard Byrd (back) and tied for team lead with season-best seven tackles...Moved back to LE in place of injured Childress (leg) for final two regular season games plus playoff loss...Had six tackles plus a pass bat-down versus Steelers in post-season loss (12/31)...**1988:** Appeared as sub in season-opener, then started remaining 15 regular season games at right end...Statistics included 56 total tackles (40, 16), 8.5 QB sacks, a linemen-leading eight pass bat-downs, one interception, and a forced fumble...Tied with Ray Childress for team's sack lead which tied for eighth in AFC and was most by an Oiler since Jesse Baker's 11 in 1984...Was prime reason why Oilers tied for third in AFC sacks...In opening 17-14 OT win at Indianapolis (9/4), had four tackles, 1.5 sacks, and forced a Gary Hogeboom fumble (recovered by Childress) at the Houston 18-yard line with the score tied 14-14...Had outstanding game in 38-35 edging of Raiders (9/11) with five stops and 2.5 QB drops...Got first NFL interception off Steve Grogan pass in Oilers' 31-6 triumph over Patriots (9/25)...In 41-6 beating of Cincinnati (12/11), led all players with personal-best ten tackles plus a sack...Started both Houston playoff games and notched five tackles...**1987:** Appeared in all 12 non-strike games with one start, ending up with 22 tackles (13, 9), two sacks, and three pass bat-downs...Had first NFL multi-sack game with pair against Buffalo (9/20)...Got first NFL start versus Cincinnati (11/1) in place of injured Richard Byrd...Played in both playoff games with one assist...**1986:** Acquired by Oilers from Rams (9/18) along with Kent Hill, the Rams' number one draft choice in 1987 and '88, and

L.A.'s fifth round selection in '87 in exchange for rights to QB Jim Everett...Finished with 22 tackles (9, 13), a sack, and three pass bat-downs in 13 games...In OT loss at Cleveland (11/30), had season-high ten tackles, then had first NFL sack versus Vikings (Wade Wilson, 12/14)...**1985:** Playing for Baltimore Stars, earned Sporting News First Team All-USFL honors, finishing season with 8.5 QB sacks for 102 yards in losses plus four fumble recoveries...Helped lead team to 28-24 win over Oakland in league championship game...**1984:** Was territorial selection of then-Philadelphia Stars...As a rookie, appeared in 13 games with 12 starts, contributing 57 tackles (34, 23), one QB drop, and one fumble recovery...Missed five games due to broken ankle suffered against Los Angeles (5/13)...Top game came versus Washington (3/4) with eight tackles...Also started all three post-season games and had a sack in 28-3 title game victory over Arizona.

**COLLEGE:** Was outstanding defensive lineman at North Carolina...As a **senior**, had 81 tackles (54, 27), and led team in QB sacks (5) and tackles for losses (17 for -35)...Honors that season included Football Writers, Football News, and Playboy First Team All-America, plus All-America accolades from Walter Camp, AP, UPI, and Sporting News...Was also First Team All-ACC choice and Tar Heels' Defensive MVP...Invited to play in Japan Bowl...**Junior** stats included 59 total stops (43, 16), six sacks, and seven tackles for losses...Was a finalist for prestigious Outland and Lombardi trophies...Junior honors included All-America recognition from Sporting News and Football News, as well as being First Team All-ACC and team Defensive MVP...As a **sophomore**, led Tar Heels in tackles with 84 (60, 24), in sacks with nine, and in tackles for losses with 13 to earn All-ACC selection...Holds B.S. in psychology.

**PERSONAL:** Married to Precilla, couple resides in Houston with daughters Karen (3/9/84) and Krystal (8/4/88)...Wife is a C.P.A. who holds master's degree from North Carolina...Previously worked in off-season for University of North Carolina's Educational Foundation and is presently on its Board of Directors...Is also on Board of Directors for Juvenile Diabetes Foundation...Father has diabetes, so donated \$500 per sack (plus \$6000 in corporate matchings) in 1991 and 1992 to Juvenile Diabetes Foundation...Is active volunteer for Special Olympics, Ronald McDonald House, and Boy's Clubs of America...Hobbies include fishing, playing pool, and traveling...Lists favorite movies as "Boyz in the Hood" and "Ghost," favorite TV shows as "Cheers," "Nightline," and "A Different World," and favorite books as the autobiography of Dr. Martin Luther King, Jr. and The Bible...Enjoys listening to Michael Jackson, Anita Baker, and Michael Franks...Attended Indian River High School in Chesapeake, Virginia, lettering in football, basketball, and track...Full name is William Henry Fuller, Jr., born March 8, 1962 in Norfolk, Virginia.

### NFL STATISTICS

YEAR	TEAM	G-S	TACK.	ASST.	TOTAL	FUM. REC.	FUM. FOR.	QB SACK
1986	Houston	13-0	9	13	22	0	0	1
1987	Houston	12-1	13	9	22	1	0	2
1988	Houston	16-15	40	16	56	0	2	8.5
1989	Houston	15-8	31	11	42	0	1	6.5
1990	Houston	16-16	31	19	50	1	0	8
1991	Houston	16-16	40	14	54	2	1	15
1992	Houston	15-14	42	10	52	1	1	8
<b>7-YEAR TOTALS</b>		<b>103-70</b>	<b>206</b>	<b>92</b>	<b>298</b>	<b>5</b>	<b>5</b>	<b>49</b>
<b>PLAYOFFS</b>		<b>9-7</b>	<b>13</b>	<b>11</b>	<b>24</b>	<b>0</b>	<b>0</b>	<b>2</b>

### ADDITIONAL STATS

**Passes Defensed:** 3 in 1986, 3 in 1987, 7 in 1988, 4 in 1989, 7 in 1990, 4 in 1991, 2 in 1992 for total of 30 (p-total of 2)

**Interception:** vs. New England 9/25/88

**Touchdown:** 10-yd. fumble ret. vs. Detroit 11/26/92

# ERNEST GIVINS

**Wide Receiver**

# 81

**Height**.....5-9  
**Weight**.....172  
**Born**.....9/3/64  
**College**.....Louisville  
**How Acq.**.....D2, 1986  
**NFL**.....8th Year



**1992:** Continued reputation as one of AFC's most exciting receivers...Considering hits taken, again showed amazing durability by starting all 16 games as slot receiver in Oilers' "Run 'N Shoot"...Also saw limited action as an outside receiver to utilize speed...Earned second Pro Bowl berth by catching 67 passes (6th AFC, 3rd on team) for 787 yards (9th AFC, 3rd on team)...Also averaged 10.7 on seven reverses for 75 yards...Had career-best ten touchdown snags which was most by any receiver in AFC (3rd NFL)...Marked first time since 1988 that an Oiler had produced double-digit TD receptions (Drew Hill's 10)...Was one of four Oilers (also Haywood Jeffires, Curtis Duncan, Lorenzo White) to rank among AFC's top ten receivers...Actually was tied with Curtis Duncan in Pro Bowl voting for final AFC receiver spot but NFL decided both would go, thus giving one team three WRs for first time in Pro Bowl history...By exceeding 50 receptions, set club record for most seasons with 50+ catches (7)...In individual games, led team in receiving yards four times...In 29-24 opening day loss to Steelers (9/6), had pair of touchdown catches to move past Bill Groman (32) into fourth place on Oilers' all-time TD reception list...Got fourth multi-TD game of regular season career (plus 3 in playoffs) with two in 38-24 win at Cincinnati (10/11)...Led team with eight catches for 79 yards and a score while going over 6000 career receiving yards in 27-21 loss at Denver (10/18)...Got first of two '92 regular season 100-yard games (8/100 yds.) and also became sixth player in Oiler history to amass 400 receptions as Houston defeated Cincinnati 26-10 (10/25)...Other Oilers with 400 career catches include Hill, Charlie Hennigan, and Ken Burrough...In 24-14 loss to Browns (11/8), moved past Hennigan (410) into second place on team's all-time receptions list...In 100th career game played/started for Oilers, collected eight grabs for 91 yards and a TD in 17-13 come-from-behind win at Minnesota (11/15)...Suffered first quarter ankle sprain and did not return in 19-16 loss at Miami (11/22)...Notched 16th regular season 100-yard game (4/100 yds.) and had season-best 41-yard catch in 24-21 Thanksgiving Day triumph at Detroit (11/26)...In next game, had career-best 44-yard rush on reverse in 24-7 Monday night win against Chicago (12/7)...With 34 seconds left in game, caught winning three-yard TD pass from QB Cody Carlson in 17-14 victory at Cleveland (12/20)...Recorded third career 100-yard playoff performance by leading team in receptions (9) and yards (117) in Oilers' 41-38 OT loss at Buffalo (1/3/93).

**PRO:** Is considered one of the NFL's best "after-the-catch" receivers...Has produced a 100-yard game in 16.5% of 115 regular season and playoff games...A durable player, has missed just two games due to injury in seven-year career...Entering '93 season, ranked seventh in AFC and 16th in NFL among active career receivers with 438 catches...Ranks second behind Drew Hill's 480 on Oilers' all-time receptions list (needs 43)...Is fourth on all-time receiving yards chart with 6527 behind Hill's 7477 (needs 951), Ken Burrough's 6907 (needs 381), and Charlie Hennigan's 6823 (needs 297)...Is one of only 15 active NFL players with 6000 receiving yards...Also rates fourth in Houston career receiving TDs with 41, trailing Hennigan's 51 and Burrough and Hill's 47 each...Entering '93, had caught at least one ball in

last 52 consecutive games which tied Burrough for second longest streak in club annals (Hill's 76 stands as team record)...In playoff games, is Oilers' career leader in receptions (53), yards (711), TDs (7), and total points (42)...Going into 1993, had team's second longest consecutive starts streak with 52 (Bruce Matthews had 85)...**1991:** Started all 16 games as member of Oilers' "Fab Four" receivers...Ranked third on team in both receptions (70, T-7th AFC) and yards (996, 9th AFC), was second in receiving TDs (5), and was first in average-per-catch for fourth time in six years (14.2)...Also rushed four times for 30 yards...For fourth time in last five years, just missed out on 1000 receiving yards (933 in 1987, 976 in '88, 979 in '90)...Was thus four yards short of allowing Oilers to tie NFL record for most 1000-yard receivers in a season (3)... "Fab Four" set NFL record for receptions by four players on same team with 315, surpassing 299 by 1989 Redskins...In individual games, led team in receptions four times and in yards six times...Earned AFC Offensive Player of the Week honors with five receptions for 151 yards (long 49) in 42-14 rout of Denver (10/6)...Became fourth Oiler to amass 5000 receiving yards (Charlie Hennigan, Ken Burrough, Drew Hill) in 23-20 edging of Jets (10/13)...Returned punts for first time since rookie year of 1986 in 17-13 triumph at Miami (3/50 yds., 10/20)...In following week's 35-3 beating of Bengals (10/27), had team's season-best 29-yard punt return which was longest PR by an Oiler in ten years (Carl Roaches 40 yds. vs. 49ers 12/13/81)...Suffered concussion in first half of 26-23 OT win over Dallas (11/10), but returned for second half...In 13-6 Monday night loss to Philadelphia (12/2), suffered fractured nose on hit by Wes Hopkins and underwent surgery the following day...Forced to wear protective shield for remainder of season...Started both playoff games and led team in catches (12), yards (194), and TDs (2)...In post-season win over Jets (12/29), grabbed six passes for 83 yards while racking up third straight two TD performance in a playoff game...Had second career playoff 100-yard game with six catches for 111 yards in loss at Denver (1/4/92)...Underwent off-season surgery (3/6/92) to repair nose injury suffered during season...**1990:** Started all 16 games and established personal best with 72 catches (3rd on team, 4th AFC, 8th NFL) for nine TDs (2nd on team, T-6th AFC) while gaining 979 yards (3rd on team, 5th AFC)...Also rushed three times for 65 yards (21.7 avg.)...Earned first Pro Bowl trip and was also AP Second Team All-Pro and was named to CBS' All-Madden team... "Fab Four" ended up with 286 combined receptions (14 short of breaking NFL record they eventually broke in 1991) while becoming first quartet in league annals to each get 65 catches...In individual games, led team in receptions six times and in yards five times...In season-opening loss at Atlanta (9/9), caught four balls for 109 yards and two TDs, including season-best 80-yarder...Went over 4000-yard mark for career in 24-10 win over Colts (9/23)...Had second and final 100-yard game of season with six catches for 101 yards and a TD in 48-17 rout of Bengals (10/14)...In 34-14 triumph over Pittsburgh (12/30), caught 300th career pass and rushed for 44 yards on pair of reverses...In playoff loss to Bengals (1/6/91), caught six passes for 60 yards and two touchdowns...**1989:** Started 15 games and had 55 receptions (2nd on team) for 794 yards and three TDs...Was fourth straight season as Oiler runner-up in receptions and for third time in four years, had team's highest per-catch average (15 or more catches)...In individual games, led team in receptions six times and in yards three times...With fourth quarter catch at Minnesota in season-opener (9/10), went over 3000-yard mark...Scored most spectacular Oiler TD in recent memory with 26-yard pass play that culminated with somersault into end zone in 47-41 OT loss to Buffalo (9/24)...Had five grabs for 128 yards including season best 48-yarder in loss at New England (10/8)...Caught 200th career pass in third quarter of 27-0 whitewash of Steelers (10/22)...Injured ankle in second quarter of 23-7 win over Raiders (11/19) and thus missed only game of season following week at K.C....In regular season finale versus Cleveland (12/23), tied season high with six catches while also recovering fumble on infamous lateral by Brown LB Clay Matthews...In one of best games of career, caught



personal-best 11 balls for Oiler playoff-best 136 yards and two TDs (18, 9 yds.) in wild card loss to Pittsburgh (12/31)...**1988:** Started all 16 games and finished second on team (behind Drew Hill) with 60 receptions (8th in AFC) for 976 yards (5th in AFC) and five scores...Was club leader with 16.3-yard per-catch average and shared club lead with Hill for most 100-yard games with four...For the second year in a row, combined with Hill for most receiving yards (2117) of any duo in NFL...During course of season, led team in receptions in seven games and in yards seven times...Went over 2000-yard receiving mark in just 28th NFL game in opening day OT win at Indianapolis (9/4)...In 38-35 win over Raiders (9/11), had personal regular season best nine catches for 108 yards and TD...Had key play in that game with 14-yard fourth-and-ten catch in Houston's winning drive...Was shut out against New England (9/25) for only time in NFL career...In loss at Philadelphia (10/2), was knocked unconscious by Eagle S Andre Waters and spent night in Philly as precaution...As Oilers defeated Cardinals 38-20 (11/20), snagged five balls for 118 yards while producing first multi-TD game (2) plus season-best 46-yard catch...That contest marked only time in '88 that two Oilers had 100-yard efforts in same game (Hill)...In regular season finale at Cleveland, had six receptions for 119 yards...Started both playoff games and caught two balls for 31 yards...**1987:** Started all 12 non-strike games and led Oilers in receptions with 53 (7th in AFC) while finishing second in yards with 933 (4th in AFC, trailed Drew Hill's 989)...Tied with Hill for team TD lead with six while catching at least three passes in every regular season and playoff game...Combined with Hill for 1922 receiving yards, the most of any WR teammates in NFL...In season-opening 20-16 win over Rams (9/13), caught seven balls for 117 yards including spectacular, game-winning 59-yard TD with three minutes left in game...Against Browns (11/22), had season-best 126 yards and also caught 83-yard pass that was Oilers' longest since Dan Pastorini threw to Ken Burrough for 85 yards (vs. Bears, 11/6/77)...That was also AFC's longest pass play in '87...Caught 100th NFL pass against Chargers (12/6)...Started both playoff games and led Oilers in receptions (13) while finishing second in yards (173)...**1986:** Had sensational rookie season, starting 15 games and catching 61 balls (2nd on team behind Drew Hill's 65) for 1062 yards (9th in AFC), three TDs, and team-leading 17.4 per-catch average...Also ran nine reverses for 148 yards and returned eight punts for 80 yards...Finished tenth in AFC in total yards from scrimmage with 1210...Averaged 16.5 yards in each of 78 times touching the ball...Became only ninth rookie receiver in NFL annals to produce 1000-yard season...Along with Hill's 1112 yards, became the 19th tandem in NFL history to each go over 1000 receiving yards in same season...That achievement had been accomplished one other time in Oiler history by Charles Hennigan (1746) and Bill Groman (1175) in 1961 (happened again in 1990 and 1991)...Was one of three players to earn unanimous NFL First Team All-Rookie honors from Pro Football Weekly while also being named to same honor by Football News...Had four 100-yard games and caught at least two balls in all 15 games played...Had first NFL TD on 35-yard catch against Steelers (9/28) and had first 100-yard game following week at Detroit with five receptions for 155 yards...Scored only rushing TD on 43-yard reverse versus Raiders (10/26) to lead all Oiler rushers...Also led team in rushing at Miami (11/2, 3/52 yds.), but was carried from field on stretcher and later hospitalized in Miami with concussion and neck sprain...Missed next game versus Bengals but returned against Steelers (11/16) to post season-highs in catches (8) and yards (156, career-best) that included 33-yard TD...Drafted by Oilers in second round (34th overall) in 1986.

**COLLEGE:** At various times in collegiate career, was utilized as receiver, rusher, passer, kick returner, and punt returner...Enjoyed successful two-year career at Louisville following transfer from Northeast Oklahoma Junior College...Two-year Cardinal career statistics included 67 receptions for 1266 yards (18.9 avg.) and eight touchdowns...Also rushed 20 times for 222 yards (11.1 avg.), returned 43 kickoffs for

1054 yards (24.5 avg., 2 TDs), and had 22 punt returns for 176 yards (8.0 avg.)...As a 1985 **senior** for first-year Head Coach Howard Schnellenberger, single-handedly accounted for 34% of Louisville's offense with 1847 total offensive yards...Finished '85 with 34 catches for 577 yards (17.0 avg., long 49) and four TDs while excelling on the reverse with 15 rushes for 204 yards (13.6 avg., 1 TD)...Finished second in the nation in kickoff returns (behind Utah's Erroll Tucker) with 29 for 801 yards (27.6 avg., 2 TDs)...Two kickoff returns for scores came on 94-yarder versus Western Kentucky and 93-yarder against Indiana...Also returned 18 punts for 154 yards (8.6 avg., long 40) and completed four of five passes for 111 yards and two touchdowns...Earned AP Honorable Mention All-America honors and was AP First Team All-South Independent selection...Received invitations to play in Blue-Gray Game, Hula Bowl, and Senior Bowl...Won MVP honors in Senior Bowl with four catches for 115 yards and two TDs...Was selected Cardinals' MVP...In 1984 **junior** season, caught 33 balls for 689 yards (20.9 avg.) and four touchdowns (5 rush/18 yds.)...Returned 14 kickoffs for 253 yards, and four punts for 22 yards...Had four 100-yard games in '84...Top game of career came with 148 yards on seven receptions in game with SMU...JuCo statistics included 37 catches for 712 yards (19.2 avg.) and ten TDs...Also was member of Northeast Oklahoma's track team, earning Honorable Mention All-America honors...Was timed by pro scouts at 4.36 in 40-yard dash...Holds B.S. in physical therapy.

**PERSONAL:** Single, lives in St. Petersburg, Florida during off-season...Spends considerable time giving anti-drug speeches to schools...Runs successful annual talent show in St. Petersburg to help "discover" local musical acts...During past off-season, coached a semi-pro football team in St. Petersburg...Hobbies include swimming, dancing, singing, and bicycling...Lists favorite movies as "Nightmare on Elm Street I-V," favorite TV shows as "Sanford and Son" and "Three's Company," and favorite book as Donald Trump's "The Art of the Deal"...Enjoys listening to Michael and Janet Jackson...Competed in "NFL's Fastest Man" race in 1987...Attended Lakewood High School in St. Petersburg, lettering in football, baseball, and track...Was school's Player of the Year as well as achieving All-America status as a senior...In high school, had two 105-yard kickoff returns called back in same game...Father played in Cleveland Indians' farm system...A good high school baseball player, decided to concentrate on football after facing Dwight Gooden in H.S. game...Full name is Ernest Pastell Givins, Jr., born September 3, 1964 in St. Petersburg, Florida.

### NFL STATISTICS

YEAR	TEAM	G-S	RECEIVING					RUSHING				
			NO.	YDS.	AVG.	LG	TD	ATT.	YDS.	AVG.	LG	TD
1986	Houston	15-15	61	1062	17.4	60	3	9	148	16.4	43t	1
1987	Houston	12-12	53	933	17.6	83t	6	1	-13	-13.0	-13	0
1988	Houston	16-16	60	976	16.3	46	5	4	26	6.5	10	0
1989	Houston	15-15	55	794	14.4	48	3	0	0	0	0	0
1990	Houston	16-16	72	979	13.6	80t	9	3	65	21.7	31	0
1991	Houston	16-16	70	996	14.2	49	5	4	30	7.5	23	0
1992	Houston	16-16	67	787	11.7	41	10	7	75	7.5	44	0
<b>7-YR. TOTALS</b>			<b>106-106</b>	<b>438 6527</b>	<b>14.9</b>	<b>83t 41</b>		<b>28</b>	<b>331</b>	<b>11.8</b>	<b>44</b>	<b>1</b>
<b>PLAYOFFS</b>			<b>9-9</b>	<b>53 711</b>	<b>13.4</b>	<b>35</b>	<b>7</b>	<b>2</b>	<b>-2</b>	<b>-2.0</b>	<b>0</b>	<b>0</b>

### ADDITIONAL STATS

**Punt Returns:** 8 for 80 yds., 10.0 avg., long 17 in 1986; 11 for 107 yds., 9.7 avg., long 29 in 1991 for total of 19 for 187 yds., 9.8 avg., long 29

**Passing:** 0 for 2 in 1986

## 100-YARD GAMES

(16 regular season, 3 playoff)

DATE	OPPONENT	NO.	YDS.	AVG.	LONG	TD
10/5/86	at Detroit	5	155	31.0	60	0
11/16/86	at Pittsburgh	8	156	19.5	33	1
11/23/86	INDIANAPOLIS	7	102	14.6	28	0
12/14/86	MINNESOTA	6	108	18.0	48	1
9/13/87	L.A. RAMS	6	117	19.5	59	1
11/22/87	CLEVELAND	3	126	42.0	83	1
9/11/88	L.A. RAIDERS	9	108	12.0	22	1
10/16/88	at Pittsburgh	5	104	20.8	43	1
11/20/88	PHOENIX	5	118	23.6	46	2
12/18/88	at Cleveland	6	119	19.8	31	0
10/8/89	at New England	5	128	25.6	48	0
* 12/31/89	PITTSBURGH	11	136	12.4	30	2
9/9/90	at Atlanta	4	109	27.3	80	2
10/14/90	CINCINNATI	6	101	16.8	30	1
10/6/91	DENVER	5	151	30.2	49	0
* 1/4/92	at Denver	6	111	18.5	29	0
10/25/92	CINCINNATI	8	100	12.5	30	1
11/26/92	at Detroit	4	100	25.0	41	0
* 1/3/93	at Buffalo	9	117	13.0	27	0

\*Playoff game

# LEONARD HARRIS

**Wide Receiver**

# 83

**Height**.....5-8  
**Weight**.....162  
**Born**.....11/27/60  
**College**.....Texas Tech  
**How Acq.**.....FA, 1987  
**NFL**.....8th Year



**1992:** By far, had most productive season of seven-year Oiler career...Began season as newest member of "Fab Four" receiving corps following departure of Drew Hill...Started first seven games before losing starting spot to Webster Slaughter...Overall, played in 14 games (DNP vs. Lions 11/26, Browns 12/20) with seven starts and posted career-bests in receptions (35) and yards (435)...Averaged 12.4 yards per catch and scored two TDs...Had surpassed prior full season bests for catches after third game and for yards following fifth contest...In opening day loss to Steelers (9/6), got first start in five years and recorded career-high seven catches for 49 yards...Went over 1000 career receiving yards with snag in 27-0 shutout of San Diego (9/27)...In 26-10 victory over Cincinnati (10/25), had season-high 70 yards including career-long 47-yard catch...Replaced injured Ernest Givins (ankle) in first quarter of 19-16 loss at Miami (11/22) and contributed four grabs for 59 yards (including 44-yarder) plus an eight-yard rush...Caught a 13-yard TD pass from QB Cody Carlson in 27-3 triumph over Bills (12/27) in regular season finale...Played in post-season loss at Buffalo (1/3/93) and caught pair of passes for 15 yards.

**PRO:** Can run with the ball after the catch and is good blocker for size...Played first two pro seasons for Denver Gold of United States Football League...Also played first NFL season for Tampa Bay Buccaneers...Entering '93, was tied for 14th among active AFC kickoff returners with a 20.9-yard career average...**1991:** Slowed by injuries, appeared in nine games as backup slot receiver in Oilers' "Run 'N Shoot"...Caught eight passes for 101 yards (12.6 avg.) and also returned two kickoffs for 34 yards...Caught 50th NFL pass on season-

best 29-yarder in 47-17 victory over the Raiders (9/1)...Contributed two catches (18 yds.) and replaced Pat Coleman as kickoff returner in 30-7 triumph at Cincinnati (9/8)...In 17-7 Monday night win over Chiefs (9/16), suffered tibial plateau fracture (leg) and was placed on injured reserve (9/20)...Missed five games before being activated (11/1) prior to Washington game...Did not play against Dallas (11/10) due to calf injury...Played in one of Oilers' two playoff games, catching one pass for seven yards in 17-10 win over Jets (12/29)...**1990:** Missed all of training camp plus regular season opener due to contract holdout...Following signing (9/11), was placed on Commissioner's Roster Exemption before activation (9/15)...Played in 14 games and had 13 receptions for 172 yards and personal-high three TDs...Had two snags for 55 yards including 42-yard score in 48-17 romp over Cincinnati (10/14)...Caught three-yard TD for what proved to be winning score in 26-24 Monday night victory over Bills (11/26)...Final touchdown of season came on 17-yard reception in 58-14 besting of Browns (12/9)...Got extensive playing time in 41-14 playoff loss at Cincinnati (1/6/91) and was second on team with four catches for 37 yards...**1989:** Saw action in 11 contests, playing as receiver in four-wide-out offense while also serving as kick returner for first five games...Finished seventh on club with 13 receptions for 202 yards and two TDs (team-best 15.5-yard average)...Also returned 14 kickoffs for 331 yards and Oiler-high 23.6-yard average...Returned six KO's for 142 yards (23.7 avg.) in season-opening loss at Minnesota (9/10)...Surpassed 1000 career KO yards with personal-best 63-yarder in 34-27 victory at San Diego (9/17)...In 26-24 Monday night win over Cincinnati (11/13), replaced injured Drew Hill (back) in second quarter and caught three passes for game-high 77 yards (2nd best of career) including first career TD on a 23-yard throw from Warren Moon...Had 11-yard TD versus Raiders (11/19), and with both Hill and Ernest Givins out of lineup in loss at K.C. (11/26), led team with four receptions for 49 yards...Played both at WR and on special teams in playoff loss to Steelers (12/31)...**1988:** Appeared in all 16 games and caught ten passes for 136 yards while leading team in kickoff returns with 34 for 678 yards (19.9 avg.)...Had 56-yard kick return in loss at Philadelphia (10/2)...Enjoyed top game of season in 24-17 victory over Cleveland (11/7) with four catches for 69 yards including 42-yard snag...Saw action in both playoff contests with two catches for 44 yards...**1987:** Originally signed by Oilers as replacement player and started all three of those games...Following final replacement game, suffered knee injury that required arthroscope and was placed on injured reserve (10/24)...In those three contests, caught ten passes for 164 yards...In 15-10 win at Cleveland (10/11), led all players with six receptions for career-best 104 yards...**1986:** Was signed as free agent by Tampa Bay Buccaneers (8/12)...Played six games for Bucs with three receptions for 52 yards (17.3 avg.), four kickoff returns for 63 yards, and three punt returns for 16 yards...Was placed on injured reserve (11/10) due to hamstring injury and remained there for rest of season...**1985:** In 18 games for Denver, caught 101 balls for USFL leading 1432 yards (14.2 avg.) and eight touchdowns...Also averaged 21.5 yards on kickoff returns...**1984:** Played all 18 games for the Gold with 35 catches for 657 yards (18.8 avg.) and four TDs...Also served as team's kickoff returner with 43 for 1086 yards (25.3 avg.)...Had been selected in USFL's 1984 territorial draft.

**COLLEGE:** Had three-year career at Texas Tech after transferring from Austin College...A three-year starter, finished sixth on Red Raiders' all-time reception list with 77 for 1026 yards (13.3 avg.) and four touchdowns...As a **senior**, led the team with 35 snags (5th best in school annals) for 546 yards (14.5 avg.) and pair of TDs...That season, set a Texas Tech single game record with 12 catches for 248 yards against Houston...Paced team as a **junior** with 30 receptions for 366 yards and two scores after catching 12 balls for 114 yards as a **sophomore**...Majored in business administration.

**PERSONAL:** Married to Lisa, couple resides in Houston with sons

Jerome (4/14/79) and Jarod (5/1/84)...Brother Jamie was wide receiver for British Columbia and Calgary in CFL...Hobbies include golf and basketball...Lists favorite movie as "Flowers in the Attic," favorite TV show as "The Cosby Show," and favorite recording artist as Stevie Wonder...Attended McKinney (Tex.) High School, lettering in football, basketball, and track...Full name is Leonard Milton Harris, born November 27, 1960 in McKinney, Texas.

### NFL STATISTICS

YEAR	TEAM	G-S	RECEIVING				KICKOFF RETURNS						
			NO.	YDS.	AVG.	LG	TD	NO.	YDS.	AVG.	LG	TD	
1986	Tampa Bay	6-0	3	52	17.3	23	0	4	63	15.8	23	0	
1987	Houston	3-3	10	164	16.4	39	0	3	87	21.4	43	0	
1988	Houston	16-0	10	136	13.6	42	0	34	678	19.9	56	0	
1989	Houston	11-0	13	202	15.5	36	2	14	331	23.6	63	0	
1990	Houston	14-0	13	172	13.2	42t	3	0	0	0	0	0	
1991	Houston	9-0	8	101	12.6	29	0	2	34	17.0	19	0	
1992	Houston	14-7	35	435	12.4	47	2	0	0	0	0	0	
<b>7-YEAR TOTALS</b>			<b>73-10</b>	<b>92</b>	<b>1262</b>	<b>13.7</b>	<b>47</b>	<b>7</b>	<b>57</b>	<b>1193</b>	<b>20.9</b>	<b>63</b>	<b>0</b>
<b>PLAYOFFS</b>			<b>6-0</b>	<b>9</b>	<b>103</b>	<b>11.4</b>	<b>29</b>	<b>0</b>	<b>0</b>	<b>0</b>	<b>0</b>	<b>0</b>	<b>0</b>

### ADDITIONAL STATS

**Punt Returns:** 3 for 16 yds., 5.3 avg., long 8 in 1986

**Tackles:** 1-0-1 in 1987, 1-0-1 in 1988, 3-0-3 in 1992 for total of 5-0-5

**Rushing:** 1 for 17 yds. vs. Patriots 10/18/87, 1 for 8 yds. vs. Dolphins 11/22/92

### USFL STATISTICS

YEAR	TEAM	G	RECEIVING				KICKOFF RETURNS			
			NO.	YDS.	AVG.	TD	NO.	YDS.	AVG.	TD
1984	Denver	18	35	657	18.8	4	43	1086	25.3	0
1985	Denver	18	101	1432	14.2	8	4	86	21.5	0
<b>2-YEAR TOTALS</b>		<b>36</b>	<b>136</b>	<b>2089</b>	<b>15.4</b>	<b>12</b>	<b>47</b>	<b>1172</b>	<b>24.9</b>	<b>0</b>

## STEVE JACKSON

**Cornerback**



# 24

**Height**.....5-8  
**Weight**.....182  
**Born**.....4/8/69  
**College**.....Purdue  
**How Acq.**.....D3a, 1991  
**NFL**.....3rd Year



**1992:** In second season, got significant playing time as cornerback in nickel/dime defense and on special teams...Played in all 16 games with one start and contributed 33 tackles (22, 11) plus additional eight (5, 3) on special teams...Tied for second on team with three interceptions and also had a sack and seven passes defensed...In 27-0 win over San Diego (9/27), replaced Cris Dishman (neck) in third quarter and got first career interception off Stan Humphries pass at Oilers' two-yard line to preserve shutout...Recovered blocked punt (by Bubba McDowell) and returned it eight yards to Denver 14 to set up TD in 27-21 loss (10/18)...In 24-21 Thanksgiving Day win at Detroit (11/26), tied for team tackle lead with seven while also getting interception...Got final pickoff of season in clutch 17-14 road victory versus Browns (12/20)...Racked up career-best nine tackles, lone sack of season, two pass break-ups, and made only start of regular season when Oilers opened game in nickel formation in 27-3 besting of Bills

(12/27)...Again started at nickel back and had four solos and pair of passes defended in playoff loss at Buffalo (1/3/93).

**PRO:** Possesses good coverage ability, speed, and toughness...**1991:** Was key contributor as rookie, appearing in 15 games with two starts at cornerback while also playing extensively on special teams...Statistically, finished with 24 total tackles (19,5) plus seven solos and three assists on special teams (T-2nd on team)...Also had a sack, two fumble recoveries, and two passes defended...In Oilers' 42-14 victory over Denver (10/6), had season-best six tackles but suffered mild groin injury...Got first NFL start at RCB in place of Richard Johnson (knee) and had three tackles in 17-13 edging of Dolphins (10/20)...Replaced injured Cris Dishman (ankle) at LCB in second half of 28-24 besting of Browns (11/17) and had two solos...Started in place of Dishman following week and contributed five solos and first career sack in 26-14 loss at Pittsburgh (11/24)...Suffered ankle sprain in Monday night loss to Eagles (12/2) and was sidelined for team's next game versus Steelers (12/8)...Played in both post-season contests and totaled one solo as CB, one ST solo, and a pass break-up...Drafted by Oilers with first of two third round picks (71st overall) in 1991.

**COLLEGE:** Was a four-year starter for Purdue at cornerback (4.38 in 40-yard dash)...Career statistics included 171 total tackles (154, 17), three interceptions, a school-record 35 passes defended, three forced fumbles, and three blocked kicks...In **senior** season, was named AP Honorable Mention All-America and Gannett First Team All-America plus All-Big Ten...Was semi-finalist for Jim Thorpe Award, team's MVP, and co-captain...Playing LCB, contributed career-best 82 tackles (65, 17), two forced fumbles, and pair of pick-offs...Played last eight games of campaign with broken hand...Had 12 tackles against Notre Dame, 11 stops versus Michigan, and season-best 16 in game with Iowa...Interceptions came against Ohio State and Northwestern...Was AP Honorable Mention All-Big Ten as a **junior** with 65 tackles (61, 4) plus personal high 15 pass break-ups (led Big-Ten) and three kick blocks...Notched season-high 11 hits and an interception versus Michigan State...Punt blocks came in games with Illinois, Michigan, and Iowa...**Sophomore** honors included UPI Honorable Mention All-Big Ten after starting ten games at LCB and finishing with 45 tackles (40, 5) and two interceptions...Had five tackles, a fumble recovery, and first career pick-off against Ohio State...Had season-best eight tackles against Minnesota with other pass theft coming versus Michigan State...As true **freshman**, started seven games at RCB and notched 61 tackles (53, 8) and ten passes defended...Had nine stops versus Notre Dame and season-high 11 against Michigan State...Majored in advertising.

**PERSONAL:** Single, lives in Houston year-round...Has donated considerable time to Houston chapter of "Just Say No to Drugs"...Hobbies include playing chess and reading...List favorite movie as "The Five Heartbeats," favorite TV show as "A Different World," and favorite book as the biography of Malcom X...Enjoys listening to Alex Bugnon...Has brother John who was a DB/RB at Purdue...Attended Klein Forest High School in Houston, lettering in football and track...Was a wide receiver and cornerback in H.S....Full name is Steven Wayne Jackson, born April 8, 1969 in Houston.

## NFL STATISTICS

YEAR	TEAM					FUM. QB			YDS.
		G-S	TACK.	ASST.	TOTAL.	REC.	SACK	INT.	
1991	Houston	15-2	26	8	34	2	1	0	0
1992	Houston	16-1	27	14	41	0	1	3	18
<b>2-YEAR TOTALS</b>		<b>31-3</b>	<b>53</b>	<b>22</b>	<b>75</b>	<b>2</b>	<b>2</b>	<b>3</b>	<b>18</b>
<b>PLAYOFFS</b>		<b>3-1</b>	<b>6</b>	<b>0</b>	<b>6</b>	<b>0</b>	<b>0</b>	<b>0</b>	<b>0</b>

## ADDITIONAL STATS

**Passes Defensed:** 2 in 1991, 7 in 1992 for total of 9 (p-total of 3)

# HAYWOOD JEFFIRES

**Wide Receiver**



# 84

**Height** .....6-2  
**Weight** .....201  
**Born** .....12/12/64  
**College** ..N. Carolina State  
**How Acq.** .....D1b, 1987  
**NFL** .....7th Year



**1992:** Enjoyed another outstanding statistical season for Oilers in earning second straight Pro Bowl berth as starter plus First Team All-AFC recognition from UPI and Pro Football Weekly...Signaled first time in Pro Bowl history that one team provided three receivers (also Curtis Duncan, Ernest Givins)...Started all 16 games at WR and collected an AFC-leading 90 catches (3rd NFL) for 913 yards (4th AFC, 10th NFL) and personal-best nine touchdowns (T-4th AFC)...That marked third straight season to lead AFC in receptions (74 in 1990, 100 in '91), thus becoming only second player since 1970 merger to achieve that feat (in either AFC or NFC)...Only other was San Diego's Kellen Winslow from 1980-82 with totals of 89, 88, and 54 (in '82 strike season)...Prior to merger, three players from NFL and one from AFL led their respective leagues in catches for three or more seasons in a row including the Packers' Don Hutson from 1941-45 (58, 74, 47, 58, 47), the Rams' Tom Fears from 1948-50 (51, 77, 84), the Eagles' Pete Pihos from 1953-55 (63, 60, 62), and the Broncos' Lionel Taylor from 1960-63 (92, 100, 77, 78)...190 receptions in last two years is third highest two-year total in NFL history behind Taylor's 192 (92 in 1960, 100 in 1961) and Art Monk's 197 (106 in 1984, 91 in 1985)...Now owns two of three most prolific receptions seasons in Oiler history...Was one of four Oilers (also Duncan, Givins, Lorenzo White) to rank among AFC's top ten receivers...In individual games, led team in receptions six times and in receiving yards team-best five times...Had only 100-yard game of season (4th career) with seven snags for NFL week one best 117 yards in 29-24 loss to Steelers (9/6)...Went over 3000 career yards in that Pittsburgh contest...In 27-0 whitewash of Chargers (9/27), collected ten catches (2nd most of career) for 77 yards and a score...Tied Oilers' single-game record (set 11 times) and notched first career multi-TD game with three touchdown catches (9/82 yds.) in 38-24 road win over Cincinnati (10/11)...Grabbed nine balls for 68 yards in 21-20 loss at Pittsburgh (11/1)...Had 24-game streak with at least four catches snapped with just one in 24-14 loss to Cleveland (11/8)...Registered 300th career catch in 19-16 loss at Miami (11/22)...In 24-21 Thanksgiving Day win at Detroit (11/26), had fourth quarter scoring catch, then snagged clutch 37-yarder with 1:33 left to set up game-winning TD...In 41-38 OT playoff loss at Buffalo (1/3/93), caught eight balls for 98 yards and two touchdowns (3, 27 yds.), thus becoming only third Oiler ever to

have pair of TD catches in a post-season game (also Givins, Mike Barber).

**PRO:** Possesses tremendous talent with combination of size, speed, and ability to run away from defenders after the catch...Ranks fifth on Oilers' all-time chart in receptions (320), receiving yards (3899), and receiving TDs (27)...On team's all-time playoff list, is third in catches (32), third in receiving yards (425), and second in receiving TDs (3)...Entering 1993, owned streak of 48 consecutive games with at least one reception...Going into '93, consecutive starts streak of 48 was tied (with Curtis Duncan) for third longest on team...Has 190 receptions over last two seasons (third best in NFL history) and has chance in '93 to have highest three-year (consecutive) total in league annals (Art Monk's 270, Lionel Taylor's 269)...Total of 264 catches from 1990-92 already ranks third on that list...**1991:** Had best season of career and one of best statistical seasons of any receiver in league history...Earned first Pro Bowl berth (was starter)...Other honors included First Team All-Pro selection from AP, PFWA, NEA, Football Digest, and College and Pro Football Newsweekly, and First Team All-AFC accolades from UPI, Pro Football Weekly, and Football News...Led NFL with 100 catches for 1181 yards (1st AFC, 3rd NFL) and seven touchdowns (1st among Oiler WRs, 2nd on team)...Yards also rated fourth in AFC in total yards from scrimmage...Became just fifth player (now six) in league history to amass 100 receptions in a single season joining Washington's Art Monk (106 in 1984), Houston's Charlie Hennigan (101 in 1964), Denver's Lionel Taylor (100 in 1961), and San Francisco's Jerry Rice (100 in 1990)...Along with Drew Hill, was fourth time in Oiler history that team had pair of 1000-yard receivers in same season (Charlie Hennigan and Bill Groman in 1961, Hill and Ernest Givins in 1986, Hill and Jeffires in 1990)...Became first player since Baltimore's Raymond Berry (1959-60) to lead a conference (or a league before AFL-NFL merger) in receptions and receiving yards in consecutive seasons...Also is first player since San Diego's Lance Alworth (1965-66) to lead AFC (or AFL before merger) in reception yards in back-to-back seasons...Combined with Hill for 190 catches which was more than any other duo in NFL annals (surpassed 171 by San Diego's Kellen Winslow and John Jefferson in 1980)...Thus was member of first same-team twosome to rank 1-2 in AFC receptions since aforementioned Chargers...In individual games, led team in receptions eight times and in receiving yards six times...Member of "Fab Four" that set NFL record for receptions by four players on same team with 315, surpassing 299 by 1989 Redskins...In 23-20 edging of Jets (10/13), was named AFC Offensive Player of the Week after tying 30-year-old club record with 13 catches (Hennigan vs. Patriots 10/13/61) for 186 yards (2nd best of career, 9th best in team history)...Led team with eight receptions for 122 yards (3rd career 100-yard game) and a score despite 26-14 loss at Pittsburgh (11/24)...In 13-6 loss to Philly (12/2), snagged eight balls for 82 yards to move past Tim Smith into fifth place on Oilers' all-time receptions list...Had season-best 44-yard grab among 91 receiving yards and game-winning TD in 17-14 besting of Browns (12/15)...100th catch of season came on fourth quarter six-yarder in regular season-ending loss to Giants (12/21)...Started both playoff games and contributed 11 catches for 148 yards and a TD...In post-season loss at Denver (1/4/92), led team with seven receptions for 99 yards and first playoff TD...**1990:** Started all 16 games finishing with 74 catches (T-1st AFC, T-5th NFL, T-1st on team) for 1048 yards (1st AFC, 6th NFL), a team-best 14.2 per-catch average, and eight TDs (T-10th AFC)...In leading AFC in both yards and receptions, recorded first 1000-yard season and earned Second Team All-NFL honors from College and Pro Football Newsweekly and The National...Along with Drew Hill, was third time in Oiler history that team has had pair of 1000-yard receivers in same season (accomplished 4th time in '91)...In individual games, led team in receptions club-best seven times and in receiving yards three times...Member of "Fab Four" that ended up with 286 catches, 14 shy of eclipsing NFL record for four



players on same team (broken in '91), and also was first quartet in league history to each get 65 or more receptions...Caught third TD pass in four games while snagging eight balls for 89 yards in 17-12 loss to Jets (10/28)...100th career reception went for 37-yard TD in 27-24 Monday night victory over Buffalo (11/26)...In 27-10 win at K.C. (12/16), had sensational game with nine catches for 245 yards (NFL's best in 1990) including 87-yard TD (longest by an Oiler since 12/13/70)...That marked second best receiving performance in team history behind Hennigan's 272 yards versus Boston (10/13/61)...Had two grabs for 33 yards in playoff loss at Cincinnati (1/6/91)...**1989:** Played in all 16 games with four starts while finishing third on club with 47 catches for 619 yards and pair of scores...Started regular season opener at Minnesota (9/10) in place of Drew Hill...To take advantage of height and leaping ability, actually played defensive back at end of first half in 39-7 win over Miami (10/1)...Finished with 72 receiving yards including spectacular 45-yard diving TD grab in 33-28 victory at Chicago (10/15)...Started three consecutive games versus Raiders, Chiefs, and Steelers (weeks #11-13) in place of injured Hill (back)...Had play of game with leaping 37-yard reception in snow-storm that led to Lorenzo White's winning TD in 23-16 triumph at Pittsburgh (12/3)...Had three catches for 16 yards in post-season loss to Steelers (12/31)...**1988:** Spent most of season on injured reserve (on 8/29) due to ankle injury...Activated prior to 14th game (12/2), had acrobatic 42-yard snag in 41-6 win over Bengals (12/11)...Caught first NFL touchdown pass (7 yds, from Warren Moon) in loss to Browns (12/18)...Really began to emerge in playoffs, finishing second on team in both receptions (8) and yards (130)...Had five catches for 78 yards in divisional playoff at Buffalo (1/1/89)...**1987:** As a rookie, appeared in nine games with one start, catching seven balls for 89 yards...Recorded first NFL reception on 22-yard pass from Warren Moon in 20-16 win over Rams (9/13)...Got first NFL start in 21-7 replacement team loss to New England (10/18)...Longest reception of season came on 23-yarder versus Colts (11/29)...Drafted by Oilers with their second of two first round picks (20th overall) in 1987...That pick had been acquired from Rams in Jim Everett trade...Had been ranked by most scouting services as top receiver in that draft.

**COLLEGE:** Finished four-year career for Wolfpack with 111 receptions (second in school history) for 1733 yards (third) and 14 touchdowns (first)...As a **senior**, racked up 40 catches for 591 yards (14.8 avg.) and four TDs to earn Second Team All-Atlantic Coast Conference honors...Added 67 yards on three rushing attempts including 62-yard TD reverse against Clemson...Top '86 game included seven snags for 164 yards and a touchdown in game with Western Carolina...Also caught pair of passes in East-West Shrine Game...Led Wolfpack as a **junior** with 36 catches for 542 yards (15.1 avg.) and school-best six touchdowns...Earned ACC Player of the Week honors against South Carolina with five receptions for 114 yards and two scores...In that game with Gamecocks, seven and 75-yard TDs came in contest's final 4:10 and rallied N.C. State to 21-17 win...Caught 22 balls for 405 yards (18.4 avg.) and four touchdowns as a **sophomore**...Credited with 53-yard TD against Wake Forest and 32-yard score versus Clemson...Played in seven games with two starts as a **freshman**, contributing 13 receptions for 195 yards (15.0 avg.)...Timed at 4.47 in 40-yard dash, was fastest member of North Carolina State team...Holds B.A. in recreation administration.

**PERSONAL:** Married to Robin (6/13/92), couple splits off-season between Houston and Greensboro, North Carolina...Participated last winter in "Superstars" competition in Cancun...In May of 1988, was one of eight league players who competed in the "NFL's Fastest Man" event in California...While a student in Raleigh, spent considerable time working with handicapped children...Hobbies include fishing, jogging, and playing basketball...Lists favorite movie as "The Exorcist" and favorite TV show as "The Cosby Show"...Enjoys listening to Stevie Wonder...Attended Page High School in Greensboro, lettering in football, basketball, and track...As a senior, had 27 receptions for 500

yards and five TDs to help lead team to Class 4-A state championship...Also averaged 14 points and seven rebounds for 4-A state basketball champs...Had several basketball scholarship offers...Nominated Page's Stephanie Henderson for NFL Teacher of the Month which she won in November, 1992...Full name is Haywood Franklin Jeffires, born December 12, 1964 in Greensboro, North Carolina.

### NFL STATISTICS

YEAR	TEAM	G-S	NO.	YDS.	AVG.	LONG	TD
1987	Houston	9-1	7	89	12.7	23	0
1988	Houston	2-0	2	49	24.5	42	1
1989	Houston	16-4	47	619	13.2	45	2
1990	Houston	16-16	74	1048	14.2	87t	8
1991	Houston	16-16	100	1181	11.8	44	7
1992	Houston	16-16	90	913	10.1	47	9
<b>6-YEAR TOTALS</b>		<b>75-53</b>	<b>320</b>	<b>3899</b>	<b>12.2</b>	<b>87t</b>	<b>27</b>
<b>PLAYOFFS</b>		<b>8-4</b>	<b>32</b>	<b>425</b>	<b>13.3</b>	<b>49</b>	<b>3</b>

## SEAN JONES

**Defensive End**

# 96

**Height**.....6-7  
**Weight**.....268  
**Born**.....12/19/62  
**College**.....Northeastern  
**How Acq**....Trade, 1988  
**NFL**.....10th Year



**1992:** For third consecutive year, missed all of training camp...Announced "retirement" during off-season, then changed mind and reported to Oilers (9/9) following first regular season game...Immediately reclaimed starting right end spot and started final 15 regular season games...Ranked eighth (2nd among linemen) with 53 tackles (34, 19) and was third with 8.5 sacks despite not getting QB drop until eighth game. ...Also chipped in with an interception, two fumble recoveries, and three pass bat-downs...Set up TD with first career interception as Lee Williams tipped Boomer Esiason pass in 38-24 victory at Cincinnati (10/11)...Notched eight sacks in streak of five consecutive games (#8-12)...In 19-16 loss at Miami (11/22), contributed two sacks as Oilers tied record for most sacks of Dan Marino in a game (4)...Had another multi-sack performance (12th of career, 9th as an Oiler) with three in following week's 24-21 win at Detroit (11/26)...That matched career best for sacks in single game (also 3 vs. Jets 9/8/85, Redskins 9/14/86)...In 24-7 Monday night beating of Bears (12/7), forced a fumble that led to TD and deflected a pass that was intercepted and returned for score by Bubba McDowell...Got first playoff sack to go with six solos in 41-38 OT loss at Buffalo (1/3/93).

**PRO:** Over last eight NFL seasons, has produced 74.5 QB sacks...Entering '93, ranked 18th on list of active AFC sackers with 75.5...Was acquired by Oilers from Raiders (4/21/88) along with L.A.'s second and third round selections in 1988 draft in exchange for one of Houston's two first round choices (9th overall) plus Oilers' '88 third and fourth rounders...At 30 years old and already with nine years of NFL experience, is still considered one of top pass rushers in AFC...Since entering NFL, has played in 138 of 140 non-strike games...**1991:** Missed entire pre-season due to contract dispute, eventually signing (8/30), two days prior to opening game...Did not start for first four games before reclaiming starting right end spot for

remainder of season...Overall, played in all 16 games with 12 starts and finished seventh on club (2nd among DLs) with 60 total tackles (43, 17)...Ranked second on team (behind William Fuller) with ten sacks (T-6th AFC) while also contributing a pass break-up and two blocked field goals (vs. Bengals 9/8, vs. Giants 12/21)...Had four multi-sack games...In 42-14 hammering of Broncos (10/6), registered seven tackles, two sacks, and a forced fumble...In wins over next three weeks against Jets, Dolphins, and Bengals, helped Oiler defense limit opposition to rushing totals of 43, 57, and 37 yards...Notched consecutive two-sack efforts in 26-23 OT win over Dallas (11/10) and in 28-24 clipping of Cleveland (11/17)...Had season-best eight tackles in Monday night loss to Eagles (12/2)...Had two of team's seven sacks (most by Oilers since 8 vs. Bills 11/10/85) as Houston defeated Pittsburgh 31-6 (12/8)...Started both playoff games and ended up with two total tackles...**1990:** Started at RE in all 16 games and recorded 12.5 sacks (T-5th AFC, T-8th NFL), most by an Oiler since Jesse Baker's team record of 15.5 in 1979...Was one of three Oilers to notch at least eight sacks (also Ray Childress, William Fuller)...Finished ninth on team (2nd among DLs) with 56 total tackles (34, 22) plus four pass break-ups, two blocked PATs, and a blocked FG...Contributed at least one sack in seven of final eight games...Missed all of training camp, not signing contract until August 24...Had multi-sack contest with two plus a blocked FG and pass break-up in 23-10 win over Saints (10/21)...In 35-23 triumph at Cleveland (11/18), had five stops plus 1.5 QB drops...Had season-high eight tackles plus a sack in 27-24 Monday night edging of Buffalo (11/26)...Had two blocked PATs while also racking up two-sack performance in 40-20 loss at Cincinnati (12/23)...Started and had pair of tackles in post-season loss to Bengals (1/6/91)...**1989:** Appeared in all 16 games with five starts (1st 4 games plus #6), and had 35 tackles (21, 14), six QB sacks (3rd on team), two fumble recoveries, and two passes defended...Began season as starter at RE in revamped defensive line due to injury to Doug Smith...In 27-0 shutout of Steelers (10/22), had sack and fumble recovery as defense limited Pittsburgh to 132 offensive yards (fewest in 12 years)...Had multi-sack game (2) plus season-best four tackles in 20-17 win over Tampa Bay (12/10)...Played in post-season loss to Steelers (12/31) and had two tackles...**1988:** In first season with Oilers, appeared in all 16 games and ended up with 37 tackles (22, 15), 7.5 QB sacks, a fumble recovery, and two pass bat-downs...Helped Oiler defense accumulate 42 sacks which tied for third in AFC...In first appearance versus former Raider teammates, had four tackles and a sack in 38-35 win (9/11)...Had season-best six tackles plus a sack in loss to Jets (9/18)...Notched multi-sack game with two as Houston defeated Patriots 31-6 (9/25)...**1987:** For Raiders, started all 12 non-strike contests, contributing 37 tackles (24, 13), six sacks (2nd on club), and two fumble recoveries...Had sacks in four consecutive games played (vs. Lions, Seahawks, Patriots, Vikings)...Fumble recoveries came in back-to-back games with Seattle and Buffalo (11/30, 12/6)...**1986:** Enjoyed banner season, starting all 16 games and leading the AFC (4th in NFL) with 15.5 QB sacks while notching 74 total tackles (39, 35) which ranked second among Raider DLs...Registered three QB drops against Redskins (9/14)...**1985:** Appeared in 15 games, starting weeks #12-15 in place of injured Lyle Alzado...Ended up with 35 total hits (20, 15) plus 8.5 sacks...Notched three sacks in game with Jets (9/8) and blocked extra point in loss to Seahawks (11/3)...Missed regular season finale against Rams (12/23)...Also started playoff loss to New England (1/5/86)...**1984:** As a rookie, saw action in all 16 games plus playoff loss to Seattle (12/22)...Contributed 15 tackles (9, 6) and a sack...Was drafted by Raiders in second round (51st overall) in 1984.

**COLLEGE:** Had four-year career at Northeastern...Played first two seasons as offensive tackle for Huskies before conversion to defensive tackle...Two-year defensive statistics included 131 total tackles (70 61), ten QB sacks, and eight pass bat-downs...As a **senior**, had 59 tackles (33, 26) and four QB drops...Top senior game came with 12

tackles and a sack against Maine while also adding two sacks versus Massachusetts...**Junior** totals included 72 tackles (37, 35) plus six QB drops...Also played lacrosse for Huskies...Holds B.S. in marketing.

**PERSONAL:** Married this past June to Tina, couple makes off-season home in Santa Monica, California...Spends off-season working as stockbroker for Dean Witter in Beverly Hills...While in college, had worked as tax assistant in New York corporate headquarters of F.D. Woolworth...Has spearheaded fund-raising for memorial fund for former Raider teammate and roommate Stacey Toran who was killed in 1989 automobile accident...In 1987, served as Raiders' spokesman for United Way and was the club's Miller Defensive Lineman of the Year...Hobbies include going to movies and real estate...Lists favorite movie as "Runaway Train," favorite TV shows as "thirtysomething" and "Married With Children," and favorite book as "Before the Mayflower"...Enjoys listening to Michael Franks, Al Jarreau, and Michael Tomlinson...Attended Montclair-Kimberly Academy in Montclair, New Jersey, lettering in football, lacrosse, and basketball...As a senior, Earned All-State honors as defensive end and fullback...In high school, lost a county hurdles race against former 49er Renaldo Nehemiah...Has brother Max who played linebacker for Birmingham of USFL and was signed by Oilers for '90 training camp...Full name is Dwight Andre Sean-O'Neil Jones, born December 19, 1962 in Kingston, Jamaica.

### NFL STATISTICS

YEAR	TEAM	G-S	TACK.	ASST.	TOTAL	FUM. REC.	FUM. FOR.	QB SACK
1984	Raiders	16-0	9	6	15	0	0	1
1985	Raiders	15-4	20	15	35	1	0	8.5
1986	Raiders	16-16	39	35	74	0	0	15.5
1987	Raiders	12-12	24	13	37	2	0	6
1988	Houston	16-0	22	15	37	1	0	7.5
1989	Houston	16-5	21	14	35	2	0	6
1990	Houston	16-16	34	22	56	1	1	12.5
1991	Houston	16-12	43	17	60	0	1	10
1992	Houston	15-15	34	19	53	0	2	8.5
<b>9-YEAR TOTALS</b>		<b>138-80</b>	<b>246</b>	<b>156</b>	<b>402</b>	<b>7</b>	<b>4</b>	<b>75.5</b>
<b>PLAYOFFS</b>		<b>9-6</b>	<b>18</b>	<b>3</b>	<b>21</b>	<b>0</b>	<b>0</b>	<b>1</b>

### ADDITIONAL STATS

**Passes Defensed:** N/A 1984-87, 2 in 1988, 2 in 1989, 4 in 1990, 1 in 1991, 3 in 1992

**Blocked PAT:** vs. Seattle 11/3/85, 2 vs. Cincinnati 12/23/90

**Blocked FG:** vs. New Orleans 10/21/90, vs. Cincinnati 9/8/91, vs. N.Y. Giants 12/21/91

**Interception:** vs. Cincinnati 10/11/92

## SCOTT KOZAK

Linebacker



# 56

Height.....6-3  
 Weight.....222  
 Born.....11/28/65  
 College.....Oregon  
 How Acq. ....D2, 1989  
 NFL.....5th Year



**1992:** For fourth consecutive season, appeared in all 16 games...Led Oilers in special teams tackles with 15 (9, 6), thus snapping Eugene

Seale's streak of being club leader in that category for four straight seasons...Had pair of special teams tackles in four games...Saw only action of season at linebacker in 17-14 win at Cleveland (12/20)...Appeared in playoff loss at Buffalo (1/3/93) and had one special teams solo.

**PRO:** Intelligent player with good speed and agility...Has not missed a game in four-year career...**1991:** Played in all 16 games for Oilers...Most action came on special teams with very limited duty at linebacker...Finished with one solo and one assist as LB plus a half sack and a forced fumble...Tied for second on club (behind Eugene Seale) in special teams tackles with ten (9, 1)...In 17-7 Monday night win over Chiefs (9/16), had two solos and forced a Fred Jones fumble on a punt return (recovered by Mike Dumas) that led to a Houston TD...Also had pair of ST tackles in wins over Denver (10/6) and Cleveland (12/15)...In 31-6 win over Steelers (12/8), replaced Johnny Meads at LB in final quarter and recorded three tackles and a half-sack...Had a special teams solo in each of team's two playoff games...**1990:** Appeared in all 16 contests, primarily on special teams, and ended up fifth on team with 11 ST tackles plus a forced fumble and a fumble recovery...Had pair of special teams tackles in loss to 49ers (10/7) while also forcing a John Taylor fumbled punt...Also had two ST tackles in games against Cleveland (11/18) and Cincinnati (12/23)...Played on special teams and at LB in post-season loss at Cincinnati (1/6/91)...**1989:** As a rookie, appeared in all 16 games and ended up with ten tackles (9, 1) at LB plus six on special teams...Got considerable playing time at linebacker in 38-7 loss at Minnesota in season-opener (9/10) and had three solos...In 26-24 Monday night win over Bengals (11/13), recovered Kendal Smith's fumbled kickoff (forced by Bubba McDowell)...Suffered concussion in 23-7 win against Raiders (11/19) and did not return to game...Credited with career-best four solos in loss at Cincinnati (12/17)...Had one ST hit in post-season loss to Steelers (12/31)...Underwent arthroscopy on knee in June...Drafted by Oilers in second round (50th overall) in 1989.

**COLLEGE:** Four-year Oregon totals included 206 total tackles (156, 50), plus two interceptions, ten QB sacks, nine fumble recoveries, and four forced fumbles...As a **senior**, was named Second Team All-PAC 10, was Oregon's Player of the Year, and was a finalist for the Butkus Award (given annually to the nation's top linebacker)...Also earned GTE Academic All-America honors and was selected to play in the Senior Bowl and the Japan Bowl...Started at left outside linebacker, finishing second on the team in total tackles with 92, and leading the Duck defense in solos (67), QB sacks (6), fumble recoveries (4), and tackles for losses (11)...Also had pair of interceptions...Had season-high 11 tackles against Arizona, UCLA, and Hawaii...**Junior** totals included 51 total tackles (34, 17), a team-high nine tackles for losses, and three sacks in ten games...Had two of those sacks against Colorado and had season-best ten tackles against San Diego State...In **sophomore** season, finished with 32 tackles (29, 3) with four for losses in nine contests (2 starts)...In **freshman** year, missed four games due to back injury...Was key reserve LB, ending up with 31 tackles (26, 5) plus a sack in seven games...Recovered two fumbles versus Stanford, picking one out of the air and returning it 28 yards for a touchdown...Was redshirted in 1984...Holds B.S. in physical education.

**PERSONAL:** Married to Kim (3/18/89), couple spends off-season in Clackamas, Oregon with son Kody (12/16/92)...During off-season, works for own Portland-based contracting company called Kozak Enterprises...Has donated time as a weightlifting instructor for Special Olympics...Hobbies include coin collecting, snow skiing, and traveling...Lists favorite movie as "Predator" and favorite TV show as "Cheers"...Enjoys listening to Phil Collins and Steve Winwood...Played on same Oregon team as brother Kyle...Father was minor league baseball player...Attended Colton (Ore.) High School, lettering in football, basketball, and track...Played linebacker, tailback, safety, and

punter...Was three-time Oregon Class A champion in long jump, 200, and 400-meter dashes...Also was member of National Honor Society...Full name is Scott Allen Kozak, born November 28, 1965 in Hillsboro, Oregon.

### NFL STATISTICS

YEAR	TEAM	G-S	TACK.	ASST.	TOTAL	FUM. REC.	FUM. FOR.	QB SACK
1989	Houston	16-0	14	2	16	1	0	0
1990	Houston	16-0	11	0	11	1	1	0
1991	Houston	16-0	10	2	12	0	1	.5
1992	Houston	16-0	9	6	15	0	0	0
<b>4-YEAR TOTALS</b>		<b>64-0</b>	<b>44</b>	<b>10</b>	<b>54</b>	<b>1</b>	<b>2</b>	<b>.5</b>
<b>PLAYOFFS</b>		<b>5-0</b>	<b>4</b>	<b>0</b>	<b>4</b>	<b>0</b>	<b>0</b>	<b>0</b>

## LAMAR LATHON

Linebacker

# 57

**Height**.....6-3  
**Weight**.....252  
**Born**.....12/23/67  
**College**.....Houston  
**How Acq.**.....D1, 1990  
**NFL**.....4th Year



**1992:** Started season's first 11 games at left linebacker before suffering regular season-ending injury...Despite missing five games, still ranked sixth on team in tackles with 54 (40, 14) while also chipping in with 1.5 sacks, two forced fumbles, and a pass defended...Had best game of season in opening 29-24 loss to Pittsburgh (9/6) with team-best seven solos, two forced fumbles, and a sack...That sack of Steeler QB Neil O'Donnell forced a fumble that was returned 15 yards for a TD by LB Johnny Meads...In 23-20 OT win over Kansas City (9/20), had seven tackles but suffered ankle/foot injury and was eventually replaced by Rick Graf...Tied for team tackle lead (with Al Smith) with six at Minnesota in 17-13 victory (11/15)...Suffered leg injury in third quarter during 19-16 loss at Miami (11/22)...MRI results later showed fracture just below knee and was placed on injured reserve (11/24)...Activated from IR (1/2/93) on day before team's playoff loss at Buffalo...Did not start in that game but had two assists...Had off-season surgery to repair wrist (1/25/93).

**PRO:** Combines size, strength, speed (timed as fast as 4.5 in 40-yard dash), and quickness...**1991:** Completed one of most remarkable on-field turnarounds in recent memory...Won left linebacker job and started all 16 games after rebounding from January (1991) shoulder surgery...Ranked second on team in total tackles with 115 (behind Al Smith's 143) on 85 solos and 30 assists (plus 1 ST solo), was first in forced fumbles with six, was third in interceptions with three, and was third in passes defended with ten...Had streak of four straight games with at least one turnover (5 forced fumbles, 2 interceptions during streak)...In individual games, led team in solos seven times and in total tackles five times...Got first NFL sack (on Vince Evans) in 47-17 opening-day win over Raiders (9/1)...In 30-7 victory at Cincinnati (9/8), intercepted Boomer Esiason pass and returned it 52 yards (longest by Oiler since Eugene Seale's 73-yarder vs. Broncos 10/4/87) for a TD to earn AFC Defensive Player of the Week honors...Had ten tackles in 42-14 beating of Broncos (10/6)...In 17-13 win at Miami (10/20), started turnover streak with pair of forced fumbles including one by Sam-

mie Smith at Oiler one-yard line with three minutes remaining in game (recovered in end zone by Cris Dishman)...In following week's 35-3 romp over Cincinnati (10/27), chipped in with nine tackles, an interception (that led to TD on next play), and a forced fumble...Contributed seven tackles, an interception, and a forced fumble in 16-13 OT loss at Washington (11/3)...As Houston beat Dallas 26-23 in OT (11/10), had seven hits, three pass break-ups, and key forced fumble (in OT on Emmitt Smith at Oiler 15-yard line)...Had ten tackles in 28-24 clipping of Cleveland (11/17), then had career-high 13 stops in Monday night 13-6 loss to Philadelphia (12/2)...In 31-6 rout of Pittsburgh (12/8), had seven tackles, a sack, and forced a Neil O'Donnell fumble that was returned 70 yards for a TD by Al Smith...Notched ten solos in 17-14 win at Cleveland (12/15), then in next game, suffered rib/back injury on opening series as Oilers lost to Giants (12/21)...Started both playoff games and led team in total tackles with 18...Had 11 tackles in win over Jets (12/29) and seven in loss at Denver (1/4/92)...Had arthroscope during off-season (2/12/92) to repair lateral meniscus tear in left knee...**1990:** As a rookie, played in 11 games with one start as special teamer and reserve linebacker...Had ten tackles (8, 2) at LB and added three solos on special teams to go with a forced fumble and a fumble recovery...Was on two-man inactive list for season-opener, played in week #2, then went on injured reserve (9/19) due to shoulder injury...Had arthroscopic surgery on shoulder (9/25, had tear in lining around shoulder joint) but was later activated from IR (10/19)...Got first tackle of career on Eric Metcalf in 35-23 win at Cleveland (11/18)...Got first playing time at LB in place of Al Smith (shoulder) in loss at Seattle (12/2)...Had first career start (at LLB) in regular season finale versus Pittsburgh (12/30) and had seven tackles while forcing a Tim Worley fumble on Steelers' first play that led to Oilers' initial points...Also started playoff loss at Cincinnati (1/6/91) and had six solos, an ST hit, and a pass break-up...Drafted by Oilers in first round (15th overall) in 1990.

**COLLEGE:** Made decision to apply for NFL draft despite having one season of eligibility at Houston remaining...Two-year (plus one game) totals included 188 total tackles (111, 77)...Played just one game as a **senior** due to injuries that required surgery...Suffered fractured and displaced sternum in auto accident that required surgery in late July...Returned to action in season's second game versus Arizona State and had three tackles before incurring torn anterior cruciate knee ligaments in practice the next week...Underwent surgery and was sidelined for remainder of season...Had been pre-season First Team All-Southwest Conference selection after being moved to inside linebacker during spring drills...In **junior** campaign, racked up 103 total tackles (60, 43) to go along with two interceptions, two forced fumbles, two fumble recoveries, three passes defended, and a QB sack...Was Cougars' starter at left outside linebacker...Earned Second Team All-SWC and Associated Press Honorable Mention All-America honors...Top tackle game of season included 15 versus Arkansas and 12 in game with Texas A&M...Had 11 tackles against both Missouri, Baylor (plus interception), and Texas Christian (sack, forced fumble)...Played left outside linebacker as a **sophomore** and finished with 82 total tackles (48, 34) to go with one pass defended...Had five hits against Oklahoma State in first college game...Notched 12 tackles in contest with Baylor and recorded season-high 15 stops in loss to Texas A&M...Due to NCAA's Proposition 48, did not play for UH as a **freshman**...Majored in education.

**PERSONAL:** Has daughter Octavia and resides year-round in Houston...Is represented by former Oiler Assistant General Manager Tom Williams...Hobbies include hunting and motorcycle riding...Lists favorite movie as "RoboCop" and favorite TV show as "The Cosby Show"...Enjoys listening to Angela Winbush...Attended Wharton (Tex.) High School, lettering in football, basketball, and track...Named First Team All-District as linebacker...Was basketball team captain and also finished second in 110 hurdles in state championship...Full name is Lamar Lavantha Lathon, born December 23, 1967 in Wharton, Texas.

## NFL STATISTICS

YEAR	TEAM	G-S	TACK.	ASST.	TOTAL	FUM. FUM.			QB	
						REC.	FOR.	INT.	YDS.	SACK
1990	Houston	11-1	11	2	13	1	1	0	0	0
1991	Houston	16-16	86	30	116	0	6	3	77	2
1992	Houston	11-11	40	14	54	0	2	0	0	1.5
<b>3-YR. TOTALS</b>		<b>38-28</b>	<b>137</b>	<b>46</b>	<b>183</b>	<b>1</b>	<b>9</b>	<b>3</b>	<b>77</b>	<b>3.5</b>
<b>PLAYOFFS</b>		<b>4-3</b>	<b>17</b>	<b>10</b>	<b>27</b>	<b>0</b>	<b>0</b>	<b>0</b>	<b>0</b>	<b>0</b>

## ADDITIONAL STATS

**Passes Defensed:** 10 in 1991, 1 in 1992 for total of 11 (p-total of 1)

**Touchdown:** 52-yd. interception ret. vs. Cincinnati 9/8/91

# DARRYLL LEWIS

**Cornerback**

# 29



**Height**.....5-9  
**Weight**.....188  
**Born**.....12/16/68  
**College**.....Arizona  
**How Acq.**....D2b, 1991  
**NFL**.....3rd Year

**1992:** In second season, appeared in 13 games as nickel/dime back and on special teams while also serving as part-time kick returner...As a DB, contributed 27 tackles (21, 6) and ranked fourth on club in special teams stops with 11 (9, 2)...Additionally, had a sack, three passes defensed, and eight KORs for 171 yards (team-best 21.4 avg.)...Got three tackles and a sack in 20-10 road win at Indianapolis (9/13)...Had top tackle effort of season with six plus two hits on special teams in 23-20 OT clipping of Chiefs (9/20)...In following Sunday's 27-0 shutout of Chargers (9/27), notched five tackles as DB and pair of ST solos...Had season-best 26-yard kickoff return in 27-21 loss at Denver (10/18). ...Was scheduled to make rare start in 17-13 triumph at Minnesota (11/15) but suffered knee sprain on opening kickoff and was replaced by Tony Brown...MRI results next day on knee were negative, but sprain caused placement on two-man inactive list for next three games (vs. Dolphins, Lions, Bears)...Participated in regular season's final three games but did not register any tackles...Saw action in playoff loss at Buffalo (1/3/93) and had one kickoff return for seven yards after replacing Spencer Tillman (stomach contusion).

**PRO:** Effective coverage man with good speed...**1991:** As a rookie, appeared in all 16 games with one start as special teamer and cornerback in nickel/dime packages...Statistics included 26 tackles as DB (17, 9) plus six total hits (5, 1) on special teams...Also added an interception, a sack, a fumble recovery, and tied for fifth on club with seven passes defensed...In 23-20 victory over Jets (10/13), registered four tackles and a fumble recovery...Scored Oilers' first touchdown on 33-yard interception return of Dan Marino pass in 17-13 triumph at Miami (10/20)...In following week's 35-3 rout of Cincinnati (10/27), got first start of career (at RCB) in place of Richard Johnson (knee) and notched three tackles and a pass break-up...Had top tackle effort of season with seven (5, 2) plus a pass defensed in 17-14 victory over Browns (12/15), then got first NFL sack (Phil Simms) in following week's 24-20 loss to Giants (12/21)...Played in both playoff games and ranked seventh in tackles with seven (4 vs. Jets 12/29, 3 vs. Broncos 1/4/92)...Drafted by Oilers with second of three second round picks (38th overall) in 1991.



**COLLEGE:** Actually played running back for redshirt and freshman seasons at Arizona before conversion to cornerback...Three-year Wildcat CB totals included 146 total tackles (105,41), 14 interceptions, 18 passes defensed, five fumble recoveries, and five forced fumbles...Also had 53 punt returns for 463 yards for an 8.7 average...As a **senior**, was consensus First Team All-PAC 10 choice and was also All-America at LCB...Named by Sporting News as hardest hitting DB in PAC-10 (5th in nation)...Won Jim Thorpe Trophy (nation's outstanding DB) and was also conference's Co-Defensive Player of the Year, racking up 48 tackles (32, 16) to go with seven pick-offs (192 return yds. was a U of A record), 11 pass break-ups, and a pair of TDs...Had 22 punt returns for 220 yards (10.0 avg.)...Was PAC-10 Defensive Player of the Week against Oregon, USC, and UCLA...Versus Ducks, intercepted pair of passes (1 ret. 52 yds. for TD) and tackled QB on fourth down play at one-yard line with nine seconds left to preserve 22-17 win...Against Bruins, picked off pass and raced 70 yards for TD with 50 seconds remaining to give Arizona 28-21 win...Nabbed two interceptions in 35-26 besting of USC...Earned Second Team All-PAC 10 accolades as a **junior**...Started every games and notched 54 tackles (39, 15), five interceptions, plus career-best three fumble recoveries and three forced fumbles...Returned 22 PRs for 152 yards (6.9 avg.)...Had season-best 11 tackles against Oregon and picked off pair of passes in 23-21 edging of Washington State...During spring practice prior to **sophomore** season, shifted from RB to CB...Started every game of campaign, finishing with 44 stops (34, 10), to go with pair of pick-offs and nine PRs for 91 yards...Had blocked punt and interception of Troy Aikman pass versus UCLA...Had ten starts at running back as a **freshman**, gaining 197 yards on 46 carries (4.3 avg.) for three TDs while also catching 16 passes (2nd on team) for 272 yards (17.0 avg.) and one score...Ran for 59 yards (7 att., 1 TD) and caught three passes for 54 more in win over Oregon State...Was redshirted as incoming freshman in 1986...Majored in sociology.

**PERSONAL:** Married to Stacey (7/13/92), couple now lives year-round in Houston...Hobby is going to movies...Has twin brother who played college baseball...Very quiet, did not tell Arizona sports information department that they were misspelling his first name until senior season...Hobbies include computers and playing basketball...Lists favorite movie as "Boomerang," favorite TV show as "Martin," and favorite book as The Bible...Enjoys listening to Luther Vandross...Attended Nogales High School in West Covina, California, lettering in football and baseball...Was CB and RB (1423 yds., 9.1 avg. as senior) in H.S. and was conference Co-MVP in final season...Was team captain in both football and baseball...Full name is Darryll Lamont Lewis, born December 16, 1968 in West Covina, California.

### NFL STATISTICS

YEAR	TEAM	G-S	TACK.	ASST.	TOTAL	FUM.			QB
						REC.	INT.	YDS.	SACK
1991	Houston	16-1	22	10	32	1	1	33	1
1992	Houston	13-0	30	8	38	0	0	0	1
<b>2-YEAR TOTALS</b>		<b>29-1</b>	<b>52</b>	<b>18</b>	<b>70</b>	<b>1</b>	<b>1</b>	<b>33</b>	<b>2</b>
<b>PLAYOFFS</b>		<b>3-0</b>	<b>7</b>	<b>0</b>	<b>7</b>	<b>0</b>	<b>0</b>	<b>0</b>	<b>0</b>

### ADDITIONAL STATS

**Passes Defensed:** 7 in 1991, 3 in 1992 for total of 10

**Touchdown:** 33-yd. interception ret. vs. Miami 10/20/91

**Kick Returns:** 8 for 171 yds., 21.4 avg., long 26 in 1992

# ROBERT LYLES

Linebacker

# 93



**Height**.....6-1  
**Weight**.....230  
**Born**.....3/21/61  
**College**.....TCU  
**How Acq.**.....FA, 1993  
**NFL**.....9th Year

**1992:** Returned to the Oilers as a free agent this past May 17...Was waived by Falcons prior to last season in contract dispute (8/13)...Did not play in NFL in '92.

**PRO:** Solid, hustling player with outstanding leadership capabilities...Played for Houston from 1984-90 before being waived and joining Atlanta for final 11 games of '90 campaign...**1991:** Played in 16 games with 14 starts in first full season with Falcons and finished with 51 tackles (18, 33) and three passes defended...In 23-20 win at New Orleans (11/24), notched season-best ten tackles...In 27-20 playoff victory at New Orleans (12/28), recovered Ken McAfee fumble at Saints' 30-yard line with score tied 20-20...Despite knee injury, racked up eight tackles in 24-7 post-season loss at Washington (1/3/92)...**1990:** Was with Oilers for season's first six games before being waived (10/16) and claimed by the Falcons two days later...Overall, played in 14 games with 13 starts at outside LB (11/11 with Atlanta), finishing with 51 tackles (22, 29), 1.5 sacks, two passes defended, and a fumble recovery...Top tackle performance of season came with eight in 38-17 win over Bengals (10/28), and also had seven stops plus a sack in 13-10 loss at Cleveland (12/16)...In 30-24 loss at Chicago (11/11), was ejected from game for leaving sideline during a fight...**1989:** Served as Oilers' defensive co-captain (with Ray Childress) for second straight season...For first time since rookie year of 1984, did not start every non-strike game...Started 13 contests at LOLB and ranked fourth on team with 65 tackles (43, 22) to go with two sacks, career-best four interceptions (T-2nd on team), two forced fumbles, and a LB-leading five passes defended...Led or shared team solo tackle lead in four games...In 34-27 win at San Diego (9/17), intercepted a Jim McMahon pass that led to TD and also forced a fumble (LB Al Smith recovered)...Picked off Dan Marino pass and had career-best 48-yard return to set up TD in 39-7 rout of Dolphins (10/1)...Intercepted pair of Mike Tomczak passes with one setting up TD and other with one minute remaining that preserved 33-28 win at Chicago (10/15)...That marked third multi-interception game of career (vs. Browns 11/30/86, Cardinals 11/20/88)...Credited with season-best 11 tackles plus a forced fumble in 35-31 victory over Detroit (11/5)...Suffered medial collateral knee sprain in second quarter of 23-7 win over Raiders (11/19) and missed following three games...Recorded 500th career tackle with stop of Cleveland's Kevin Mack (12/23)...Had three tackles and a pass breakup in playoff loss to Pittsburgh (12/31)...**1988:** Started all 16 games and ranked third on team with 92 tackles (58, 34) to go with two interceptions, 1.5 sacks, two fumble recoveries, and career-high 12 passes defended...Led or shared team tackle lead in four games...In season-opening 17-14 OT win at Indianapolis (9/4), recovered Eric Dickerson fumble (LB John Grimsley forced) in overtime that led to Tony Zendejas' winning FG...In 38-20 triumph over Phoenix (11/20), had two interceptions and a half-sack...Had career-high (and Oiler season-high) 15 tackles (11, 4) in 28-23 loss at Cleveland (12/18)...Started both playoff games and totaled five tackles...**1987:** Started all 12 non-strike contests and placed fourth in team tackles with 80 (55, 25) while adding two special teams hits, two interceptions, and team-leading three fumble recover-

ies...Was Oilers' only non-DB to get more than one pickoff...In 37-33 win over Atlanta (10/25), had eight tackles, recovered two fumbles (1 with 23 seconds left to seal victory), and forced one...Had season-high 11 tackles three times (vs. 49ers 11/8, vs. Browns 11/22, vs. Bengals 12/21)...In 33-18 victory over San Diego (12/6), scored TD on 55-yard recovery of Dan Fouts fumble (forced by S Keith Bostic sack)...Started both playoff games and was fourth on team with eight tackles plus a half-sack...**1986:** Started all 16 contests and finished fourth on team (2nd among LBs) with career-best 135 tackles (78, 57)...Also had an LB-leading three sacks and pair of interceptions...Posted first multi-sack game (2) of career in game at Kansas City (9/21)...With 96 seconds left at Cincinnati (10/19), recovered Larry Kinnebrew fumble (forced by DE Ray Childress) and ran 93 yards for TD to put Oilers ahead 28-24 in game they eventually lost 31-28...It was eighth longest fumble return in league history and second longest in Oiler annals behind C.L. Whittington's 96-yarder against New Orleans (10/3/76)...In 13-10 OT loss at Cleveland (11/30), had first interception of NFL career and first multi-interception game (off QB Bernie Kosar) of entire football career...**1985:** With departure of Gregg Bingham and Robert Brazile, won starting OLB spot...Started all 16 games and ended up with 132 total tackles (61, 71)...Had double-figure tackles in five games including 14 versus Bengals (12/1) and 12 against Giants (12/8)...**1984:** As a rookie, saw limited action before injury to right knee required surgery...Overall, appeared in six games and had two solos...Placed on injured reserve (9/25) and remained there for ten weeks (off 12/7)...Drafted by Oilers in fifth round (114th overall) in 1984.

**COLLEGE:** Was a running back at TCU for first two seasons before being shifted to linebacker...As a **senior** LB and DE, finished fifth on team with 89 tackles (44, 45) to go with three sacks...Returned a fumble 80 yards for TD versus Texas...Won Horned Frogs' team leadership award...In **junior** year, compiled 27 tackles (11, 16) plus a forced fumble...Holds B.A. in communications.

**PERSONAL:** Married to Pamela (5/23/81), couple lives in Sugar Land, Texas with daughter Delisa (10/14/85) and son Bryan (6/1/88)...Has donated significant time to "Say No to Drugs" campaign...In late 1980's, dubbed Astrodome "The House of Pain"...Hobbies include photography and watching videos...Lists favorite movie as all "Rocky" films, favorite TV show as "The Cosby Show," and favorite book as "Texas Thunder" by former Cowboy Harvey Martin...Enjoys listening to Maze...College nickname was "Roger Ram Jet" but was always known to Oiler teammates as "Captain Video"...Attended Belmont High School in Los Angeles, lettering in football, basketball, baseball, and track...Full name is Robert Damon Lyles, born March 21, 1961 in Los Angeles.

### NFL STATISTICS

YEAR	TEAM	G-S	TACK.	ASST.	TOTAL	FUM.		QB		INT.	YDS.
						REC.	FOR.	SACK	INT.		
1984	Houston	6-0	2	0	2	0	0	0	0	0	0
1985	Houston	16-16	61	71	132	0	0	0	0	0	0
1986	Houston	16-16	78	57	135	1	1	3	2	0	0
1987	Houston	12-12	57	25	82	3	1	2	2	42	0
1988	Houston	16-16	58	34	92	2	0	1.5	2	3	0
1989	Houston	13-13	43	22	65	0	2	2	4	66	0
1990	Hou.-Atl.	14-13	22	29	51	1	0	1.5	0	0	0
1991	Atlanta	16-14	18	33	51	0	0	0	0	0	0
<b>8-YR. TOTALS</b>		<b>109-100</b>	<b>339</b>	<b>271</b>	<b>610</b>	<b>7</b>	<b>4</b>	<b>10</b>	<b>10</b>	<b>111</b>	<b>0</b>
<b>PLAYOFFS</b>		<b>7-7</b>	<b>14</b>	<b>12</b>	<b>26</b>	<b>0</b>	<b>0</b>	<b>.5</b>	<b>0</b>	<b>0</b>	<b>0</b>

### ADDITIONAL STATS

**Passes Defensed:** 2 in 1986, 3 in 1987, 12 in 1988, 5 in 1989, 2 in 1990, 3 in 1991 for total of 27

**Touchdowns:** 93-yd. fumble rec. vs. Cincinnati 10/19/86, 55-yd. fumble rec. vs San Diego 12/6/87

# WILBER MARSHALL

Linebacker



# 58

Height.....6-1  
Weight.....231  
Born.....4/18/62  
College.....Florida  
How Acq....Trade, 1993  
NFL.....10th Year



**1992:** Was acquired by the Oilers from the Redskins this past July 2 in exchange for Houston's third round draft choice in 1994 and its fifth rounder in 1995...Deal was ultimately the result of NFL Commissioner Paul Tagliabue's ruling on a dispute between Houston and Washington over the proposed trade...Last season, started all 16 games at outside linebacker for the Redskins and enjoyed outstanding season...Finished with career bests in solos (99) and total tackles (138) while also adding 39 assists, six sacks, two interceptions, three forced fumbles, two fumble recoveries, and team-best 15 passes defended...That marked fifth consecutive season with 100+ tackles...Honors included third Pro Bowl selection; NFL Alumni Linebacker of the Year; 101 NFC Defensive Player of the Year; First Team All-Pro selection by AP, PFWA, Pro Football Weekly, NEA, and College and Pro Football Newsweekly; and UPI First Team All-AFC...In 34-3 romp over Broncos (10/12), had a sack, a forced fumble, and returned an interception 20 yards for fourth career regular season TD...In following week's 16-12 edging of Eagles (10/18), earned NFC Defensive Player of the Week honors with 11 tackles, a sack, and a pass defended...Notched eight tackles, a sack, a forced fumble, and a pass defended in 15-13 win at Minnesota (10/25)...Was named NFC Defensive Player of the Month for October (3rd such selection), totaling 33 tackles, four sacks, an interception, and a TD...Had ten stops in 24-7 loss to Giants (11/1), then in following Sunday's 16-3 victory at Seattle (11/8), was credited with eight tackles, a sack, an interception, and a forced fumble..In 20-3 Monday night loss at New Orleans (11/23), contributed season-best 15 tackles (13, 2)...Racked up 14 tackles in regular season-ending 21-20 loss to Raiders (12/26)...Started at LLB in Washington's two playoff games and notched four total tackles (2, 2).

**PRO:** Considered not only one of the premier linebackers in the NFL but is also one of the top defensive players in the league...A three-time Pro Bowler (1986, 1987, 1992), leads all active NFL linebackers with 21 career interceptions...Is only LB in league history to record 20 career sacks and 20 career interceptions...Played from 1984-87 for Chicago before joining Washington...Has played on two Super Bowl championship teams (1985 Bears, 1991 Redskins)...Is one of only four players to start for two different franchises in Super Bowl victories (also Charles Haley, Matt Millen, Matt Bahr)..No player has ever started for three different franchises in the Super Bowl...Averaged 124 tackles in five seasons with Washington as part of streak that included five consecutive 100+ tackle campaigns...Very durable player, has not missed a non-strike game in last seven years and has missed just two in nine-year career...**1991:** Started all 16 contests and contributed 135 tackles (84, 51), 5.5 sacks, five interceptions (T-2nd NFC), four forced fumbles, two fumble recoveries, and seven passes defended...Honors included Second Team All-Pro from AP and NEA, and UPI and Football News First Team All-NFC...Racked up pair of interceptions with one returned 54 yards for a TD in 34-0 whitewash of Cardinals (9/15)...In 20-7 triumph over former Bear teammates (10/6), had 12 tackles, a sack, and an interception...Followed that up the next week with 11 tackles, a forced fumble, a fumble recovery, and an in-

terception in 42-17 beating of Browns (10/13)...Had ten tackles and game-winning interception in 17-13 win over Giants (10/27)...Aforementioned three-game spurt earned NFC Defensive Player of the Month honors for October...Over last half of season, chipped in with ten tackles versus Oilers (11/3), 11 against the Rams (12/1), and ten in game with the Giants (12/15)...Started all three playoff games and totaled 19 tackles, four sacks, two forced fumbles, a fumble recovery, and two pass breakups...In 41-10 win over Lions in NFC Championship Game, was credited with three sacks...In 37-24 victory over Bills in Super Bowl XXVI, led team with 11 tackles to go with pair of forced fumbles and a sack...**1990:** Played in all 16 games with 15 starts and chipped in with 107 tackles (76, 31), five sacks, an interception, two fumble recoveries, two forced fumbles, and two passes defended...In 27-17 loss to Cowboys (11/22), posted season-best 13 tackles plus a sack, then in 10-9 edging of Bears (12/9), led team with 11 tackles...Was named NFC Defensive Player of the Week following performance in 29-24 regular season-ending win over Buffalo...On Bills' first three series in that game, had a sack to end first drive, recovered a fumble on second possession, and forced one on the third...Started both playoff games and finished with six solos...**1989:** Was Redskins' starter in all 16 matches and had 108 stops (60, 48), four sacks, a pickoff, two fumble recoveries, and a forced fumble...Had a sack and an interception in 30-7 triumph over Cowboys (9/24)...Contributed eight tackles against both Cardinals (12/2) and Chargers (12/10)...**1988:** Signed by the Redskins as a free agent (3/15) after Bears did not match Washington's offer (Chicago received Redskins' first round picks in 1988 and '89)...Thus became first "true" NFL free agent to switch teams since 1977...In initial Washington season, started all 16 games despite knee injury and ended up with 133 tackles (87, 46), four sacks, three interceptions, and three forced fumbles...Racked up 13 stops in 30-29 squeaker over Steelers (9/11)...Had interception in three consecutive games versus Cardinals (9/25), Giants (10/2), and Cowboys (10/9)...In 33-17 crushing of Cardinals (10/16), notched 14 tackles including 13 solos plus a sack...**1987:** In final Chicago campaign, started all 12 non-strike games and had 93 tackles (53, 40) and five sacks...Was voted by peers to Pro Bowl...Had three sacks in season-opening 34-19 win over Giants (9/14)...In final game as a Bear, led team with eight tackles in 21-17 playoff loss to future Redskin teammates (1/10/88)...**1986:** Participated in 16 games with 15 starts (missed 10/19 start vs. Vikings due to calf injury), accumulating 105 tackles (60, 45), 5.5 sacks, five interceptions, four forced fumbles, and three fumble recoveries...Five pickoffs were most by a Bear LB in ten years (Ross Brupbacher's 7 in 1976)...Earned Pro Bowl selection and was consensus all-pro pick...Had ten tackles and returned interception 58 yards (career long) for TD in season-opening 41-31 win over Cleveland (9/7)...Had season-high 11 tackles in 13-10 victory over Philadelphia (9/14)...In 13-7 victory over Lions (10/26), got team's only TD after forcing fumble on sack of QB Eric Hipple and returning it 12 yards for score...Got pair of sacks in 16-13 win at Detroit (12/15)...In 21-17 playoff loss to Washington (1/3/87), had ten total tackles...**1985:** Played in 16 games with 15 starts for Chicago (did not start vs. Jets 12/14 due to flu) in their storybook season (15-1)...Statistics included 78 tackles (60, 18), six sacks, four interceptions, two forced fumbles, and a fumble recovery...Got first NFL interception plus a fumble recovery in 33-24 win at Minnesota (9/19), then in 27-9 rematch win over Vikings (10/27), grabbed two pickoffs to go with eight tackles...Got season-best nine tackles in 45-10 rout of Washington (9/29)...Started all three playoff games...In 24-0 playoff shutout of Rams (1/12/86), scored touchdown on 52-yard fumble return...In Super Bowl XX 46-10 win over Patriots (1/26/86), collected four tackles, a sack, and a fumble recovery...**1984:** As a rookie, appeared in 15 games with one start and contributed 19 tackles (17, 2)...Got eight tackles in first NFL start in place of injured Otis Wilson in 23-14 loss to Dallas (9/30)...Did not play against Cardinals (10/14) due to hamstring injury...Participated in both playoff games but did not start...Drafted by Bears in first round (11th overall) in 1984.

**COLLEGE:** Enjoyed outstanding four-year career at Florida...Played tight end as a freshman before conversion to linebacker...Three-year LB totals included 339 tackles (207, 132), 23 sacks, four interceptions, seven fumble recoveries, six forced fumbles, and 14 passes defended...As a **senior**, recorded 95 tackles (59, 36), six sacks, and two pickoffs...Honors included First Team All-America accolades from AP, UPI, NEA, Walter Camp, Football Coaches Association, and Football News...Was also a Lombardi Trophy finalist...Suffered broken hand in Gators' second game against USC...Had season-best 12 stops against Kentucky...In 14-6 Gator Bowl win over Iowa, recorded 11 tackles and twice sacked Hawkeye QB Chuck Long...In **junior** campaign, totaled collegiate-best 123 tackles (70, 53) and six QB drops...Was only junior among 12 semi-finalists for Lombardi Trophy...**Sophomore** statistics included 121 stops (78, 43), a career-high 11 sacks, four forced fumbles, and four fumble recoveries...Was team leader in tackles, sacks, forced fumbles, and fumble recoveries ...11 sacks broke school record...Saw limited playing time as a **freshman** tight end...Majored in criminal justice.

**PERSONAL:** Married to Janelle, couple will be relocating to Houston area with daughters Brittany and Bryanna...While with Redskins, donated considerable time to Washington's Kingsbury Center which provides educational services to inner-city D.C. students...Is one of 13 children ...Attended Astronaut High School in Titusville, Florida, lettering in football, basketball, and tennis...High school honors included Florida's Player of the Year, Academic All-America, and First Team All-America recognition from Parade Magazine and National High School Athletic Coaches...Was a three-time All-State selection and played one year of H.S. football with former Bengal WR Cris Collinsworth...Full name is Wilber Buddyhia Marshall, born April 18, 1962 in Titusville, Florida.

### NFL STATISTICS

YEAR	TEAM	G-S	TACK.	ASST.	TOTAL	FUM.			QB	
						REC.	FOR.	SACK	INT.	YDS.
1984	Chicago	15-1	17	2	19	0	0	0	0	0
1985	Chicago	16-15	60	18	78	1	2	6	4	23
1986	Chicago	16-15	60	45	105	3	4	5.5	5	68
1987	Chicago	12-12	53	40	93	1	2	5	0	0
1988	Wash.	16-16	87	46	133	0	3	4	3	61
1989	Wash.	16-16	60	48	108	2	1	4	1	18
1990	Wash.	16-15	76	31	107	2	2	5	1	6
1991	Wash.	16-16	84	51	135	2	4	5.5	5	75
1992	Wash.	16-16	99	39	138	2	3	6	2	20
<b>6-YR. TOTALS</b>		<b>139-122</b>	<b>596</b>	<b>320</b>	<b>916</b>	<b>13</b>	<b>21</b>	<b>41</b>	<b>21</b>	<b>271</b>
<b>PLAYOFFS</b>		<b>14-12</b>	<b>48</b>	<b>14</b>	<b>62</b>	<b>3</b>	<b>3</b>	<b>3.5</b>	<b>0</b>	<b>0</b>

### ADDITIONAL STATS

**Passes Defended:** 4 in 1985, 6 in 1986, 6 in 1987, 4 in 1988, 1 in 1989, 2 in 1990, 7 in 1991, 15 in 1992 for total of 45 (p-N/A)

**Touchdown:** 52-yd. fumble rec. vs. L.A. Rams 1/12/86 (playoffs), 58-yd. interception ret. vs. Cleveland 9/7/86, 12-yd. fumble rec. vs. Det. 10/26/86, 54-yd. interception ret. vs. Phoenix 9/15/91, 20-yd. interception ret. vs. Denver 10/12/92

**Rushing:** 1 for 1 yd. in 1987

# BRUCE MATTHEWS

Center/Guard

74

Height.....6-5  
 Weight.....291  
 Born.....8/8/61  
 College.....USC  
 How Acq. ....D1, 1983  
 NFL.....11th Year



**1992:** Perhaps the top offensive lineman in football, possesses amazing versatility...For fifth consecutive year, started all 16 games (In second season at center)...Also served as team's deep snapper...Voted as starter in earning fifth straight Pro Bowl selection...Also was named NFL Offensive Lineman of the Year by NFLPA...Other honors included First Team All-Pro recognition from AP, PFWA, Pro Football Weekly, NEA, and Sporting News...Was UPI and Pro Football Weekly First Team All-AFC as well as College and Pro Football Newsweekly Second Team All-Pro...Helped offense tie for seventh in NFL in fewest sacks allowed per game (2.0) while ranking second in league in average gain per rush (4.6)...Also helped team complete third straight year with NFL's top passing offense while also rating among league's top three offenses for third consecutive season...Helped Oilers generate over 400 yards of offense in five of season's first seven games...Line did not permit a sack in four of first nine contests...In 24-21 win at Detroit (11/26), moved past Robert Brazile (147) into third place on Oilers' all-time games played list (Gregg Bingham is second with 173)...Key block sprung RB Lorenzo White on 65-yard screen pass that set up last-minute game-winning TD in 17-14 win at Cleveland (12/20)...Started at C in 41-38 OT post-season loss at Buffalo (1/3/93).

**PRO:** Superb and unselfish performer who has started games at all five line positions during Oiler tenure...With loss of Don Maggs, could see training camp shift to tackle...That would permit possibility to become first player to earn Pro Bowl selection at three different positions...In career, has started 75 games at guard, 43 at center, and 30 at tackle...Entering 1993, consecutive starts streak of 85 is longest of any Oiler...**1991:** Began training camp expecting to shift to center, but moved back to guard during camp before eventual return to center...Started all 16 games at center (also served as deep snapper) and earned multitude of honors in first season following positional shift...Was selected as Pro Bowl starter for fourth consecutive year...Other accolades included First Team All-Pro honors from AP, NEA, Pro Football Weekly, and Football Digest; Second Team All-Pro from College and Pro Football Newsweekly; and First Team All-AFC by Pro Football Weekly...Was also NFLPA runner-up to Raiders' Steve Wisniewski as league's Offensive Lineman of the Year...Member of offensive line that ranked second in NFL in percentage of QB sacks allowed (3.6%) and was second in AFC (T-4th NFL) in total sacks allowed (24)...Also helped team complete second straight season with NFL's top passing offense while also finishing second in total offense and among league's top ten in average gain per rush...Actually started at center in season-opening 47-17 win over Raiders (9/1) in place of injured Doug Dawson (knee)...Helped Oilers surpass 30-year-old club record with 583 yards of total offense in 26-23 OT win versus Dallas (11/10)...Started both playoff games versus Jets (12/29) and Broncos (1/4/92)...**1990:** Started all 16 games including 15 at right guard and regular season finale at center while also handling long snapping duties...Many honors included third straight Pro Bowl as starter plus First Team All-Pro recognition from AP, PFWA, Sports Illustrated, Pro Football Weekly, Sporting News, NEA, and College and Pro Football

Newsweekly...Additional honors included First Team All-AFC from UPI and Pro Football Weekly plus being named to CBS' All-Madden team...Was one of key reasons for Oilers leading NFL in offense with 388.9 yards per game while finishing second in points scored with 405...In season-opening loss at Atlanta (9/9), started at RG but moved to C after Jay Pennison left game with cramps...Agreed to multi-year contract extension October 20...With playoff berth on line against Pittsburgh in final game (12/30), replaced Pennison as starting center with Doug Dawson moving to RG (Oilers won 34-14)...Also started at center in playoff loss at Cincinnati (1/6/91)...**1989:** Started all 16 games (15 at RG, 1 at C) and was long snapper...Accolades included second straight Pro Bowl spot (starter); First Team All-Pro honors from AP, Sports Illustrated, Sporting News, and Pro Football Weekly; First Team All-AFC honors from UPI and Pro Football Weekly; and Second Team All-Pro mention from PFWA, NEA, and College and Pro Football Newsweekly...For second year in a row, brother Clay, a LB with the Browns, was also selected for Pro Bowl...They are the only set of brothers to be chosen for that prestigious event in the same season and only the second pair of brothers to be Pro Bowlers in any season (Patriots' Sam Cunningham in '79 and Eagles Randall Cunningham in '88)...Prime reason why line did not permit a QB sack in six games, the most sackless contests by Oilers since 1978 (also 6)...In 23-7 win over Raiders (11/19), moved from guard to center in place of injured George Yarno (knee) who was playing C in place of injured starter Jay Pennison (knee)...In following week's loss at K.C. (11/26), got first start at center since 1984...Got 100th career NFL start as Oilers piled up 483 yards (most since 9/4/83) in 24-20 loss to Cleveland (12/23)...**1988:** Started all 16 games at right guard while also handling long snapping duties...Many honors included first Pro Bowl selection (starter), plus First Team All-Pro honors from AP, PFWA, Sports Illustrated, Sporting News, and Pro Football Weekly as well as UPI First Team All-AFC, and Second Team All-Pro accolades from World Almanac and College and Pro Football Newsweekly...Was prominent member of offensive line that permitted just 24 QB sacks which tied for fourth fewest in NFL and was fewest allowed by Oilers since giving up 17 in 1978...Prior to playoff loss at Buffalo (1/1/89), Oilers had only allowed seven sacks in nine games...Helped Oilers decrease sacks allowed by 50% over last three seasons from 48 in 1986 (3.0 per game) to 30 in '87 (2.0 per game) to 24 in '88 (1.5 per game)...Helped Houston's NFL running game ranking improve from 19th in 1986 to 14th in '87 to fourth (tie) in '88...Started both playoff games...**1987:** Missed portion of season due to contractual hold-out...Saw first action at San Francisco (11/8) after signing multi-year pact (11/4)...Did not start versus 49ers, thus ending streak of 63 consecutive starts that dated back to second game of rookie season...Regained starting job in game with Colts (11/29), but at right guard, marking first time to play that spot since 1984...Was also Oilers' long snapper...Overall, played eight regular season games with five starts, then started both playoff games...**1986:** Started all 16 contests at left tackle, enduring severe back pain all season...Finally underwent microscopic disectomy (2/25/87) to alleviate problem...Helped offensive line decrease QB sacks allowed 17.2% over 1985...Was also long snapper plus back-up center following early-season injury to Jim Romano...Was selected as alternate for Pro Bowl and was one of five finalists for NFL Miller Lite Offensive Lineman of the Year...**1985:** Started all 16 contests at right tackle while also serving as long snapper...A durable performer, played every down and was honored by peers by being chosen as alternate for Pro Bowl...**1984:** Started all 16 games including a three-week stretch with starts at center, right guard, and right tackle...Started first nine games at center until Houston acquired Jim Romano, then returned to previous right guard position, but only for one game...An injury in that game to Dean Steinkuhler forced shift to right tackle for season's final six games...**1983:** Did not start season opener versus Green Bay, but then started all remaining 15 games, primarily at right guard...Was named to all-rookie teams selected by Pro Football Weekly, Pro Football Writers of Ameri-



ca, and Football Digest...Was the second of three consecutive number one draft choices invested by Oilers in offensive linemen (Mike Munchak in '82, Dean Steinkuhler in '84)...Drafted in the first round (ninth overall) in 1983.

**COLLEGE:** Had outstanding career at USC...Selected to virtually every All-America team as a **senior**, including AP, UPI, NEA, Walter Camp, Football News, College and Pro Football Newsweekly, and Football Coaches of America...Also was an All-PAC 10 choice in both **junior** and senior seasons...At various times during Trojan career, played all five offensive line positions as well as serving as deep snapper...Holds B.S. in industrial engineering.

**PERSONAL:** Married to Carrie (5/28/83), couple lives in Missouri City, Texas year-round with sons Steven (3/16/85), Kevin (2/4/87), and Jacob (2/11/92), and daughter Marilyn (4/14/88)...Hobbies include golf, hockey, and singing...Lists favorite movie as "The Natural," favorite TV show as "The Rush Limbaugh Show," and favorite book as The Bible...Enjoys listening to Elvis Presley and The Beatles...Brother Clay plays linebacker for Cleveland Browns while father Clay, Sr. played LB for San Francisco 49ers (1950, 1953-55)...Attended Arcadia (Cal.) High School, lettering in football, wrestling, and baseball...Was a two-time all-league wrestler and was a prep All-America as both offensive and defensive lineman in final two seasons...Full name is Bruce Rankin Matthews, born August 8, 1961 in Raleigh, North Carolina.

### NFL STATISTICS

**GAMES/STARTS:** 1983: 16/15, 1984: 16/16, 1985: 16/16, 1986: 16/16, 1987: 8/5, 1988: 16/16, 1989: 16/16, 1990: 16/16, 1991: 16/16, 1992: 16/16. **10-YEAR TOTALS: 152/148 (P-9/9)**

### ADDITIONAL STATS

**Tackles:** N/A 1983-85, 6-2-8 in 1986, 1-0-1 in 1987, 3-0-3 in 1988, 1-1-2 in 1990, 4-1-5 in 1991, 4-0-4 in 1992 for total of 19-4-23  
**Fumbles Recovered:** 1 in 1989, 1 in 1990, 1 in 1991 for total of 3

## DAMON MAYS

**Wide Receiver**

**86**

**Height**.....5-9  
**Weight**.....170  
**Born**.....5/20/68  
**College**.....Missouri  
**How Acq**.....FA, 1992  
**NFL**.....2nd Year



**1992:** Spent most of the season on Oilers' practice squad...Was very impressive in training camp but suffered separated shoulder in pre-season game at Dallas (8/15)...Was eventually waived/injury settlement (8/28)...Was signed to practice squad (10/8) and spent three games there before shift to 47-man roster (10/30)...Dressed but did not see action for next five games...Played briefly on final offensive series in 24-7 win over Bears (12/7)...In games #14 and 15, dressed but did not play, and then was on two-man inactive list for regular season finale...Dressed but did not get into post-season loss at Buffalo (1/3/93).

**PRO:** Has outstanding speed and is good after-the-catch receiver...**1991:** Spent the entire season on Dallas' practice squad...Drafted by Cowboys in ninth round (235th overall) in 1991.

**COLLEGE:** Played two years at Missouri after transferring from junior college...Two-year Tiger totals included 52 receptions for 896 yards (17.2 avg.) and eight touchdowns...Also rushed three times for 24 yards...Did not play football until sophomore year at Glendale (Ariz.) Junior College...As a **senior**, caught 26 balls for 524 yards (20.2 avg.) and five scores...Prime contributor as Missouri set Big Eight records for passing yards, completions, and attempts while shattering 28 school passing records...Started ten games, missing Kansas State contest due to ankle sprain...Against Colorado (that season's national champs), had best game with five receptions for 153 yards and pair of scores...In 30-9 win over Arizona State, contributed five snags for 108 yards and two TDs (10, career-long 61 yds.)...In **junior** season, racked up 26 catches for 372 yards (14.3 avg.) and three TDs...Grabbed five balls for 90 yards and a TD versus Oklahoma State...Walked on as a **sophomore** at Glendale (Ariz.) Community College...Played just four games due to fractured collarbone...Caught seven balls for 263 yards and an amazing 37.5 average...Team went 10-0 and won national JuCo championship...As a **freshman**, attended Scottsdale (Ariz.) Community College but did not play football...Majored in sports management.

**PERSONAL:** Married to Bahia, couple spends off-season in Phoenix with son Damon III (12/24/90) and daughter Jazmin (5/17/93)...Is very active in battle against gang violence...Has also done extensive work for American Cancer Society...Hobby is fishing...Lists favorite movie as "Ricochet," favorite TV show as "Unsolved Mysteries," and favorite book as "Does the Lord Remember Me"...Enjoys listening to Anita Baker and Michael Jackson...Father Damon was a halfback/flanker for Michigan State in the 1970s and was teammate of current Oiler Receivers Coach Charlie Baggett...Attended Central High School in Phoenix, lettering in basketball...Appeared in just one play of football in H.S.--a 50-yard kickoff return for junior varsity...Full name is Damon Mays Jr., born May 20, 1968 in Phoenix.

### NFL STATISTICS

YEAR	TEAM	G-S	NO.	YDS.
1992	Houston	1-0	0	0

## BUBBA McDOWELL

**Safety**



# 25

**Height** .....6-1  
**Weight** .....198  
**Born** .....11/4/66  
**College** .....Miami (Fla.)  
**How Acq.** .....D3, 1989  
**NFL** .....5th Year



**1992:** Considered one of the top safeties in AFC and maintained that standing with solid '92 campaign...Started all 16 games at strong safety and has thus missed just one start in four pro seasons...Was one of only four defensive players to start all 16 games for Oilers (also Ray Childress, Jerry Gray, Al Smith)...Was third on team's tackle chart

with 71 (56, 15) and added two special teams hits...Was leading tackler among DBs for fourth time in four-year career...Also tied for team lead (with Ray Childress) in forced fumbles with three, tied for second in interceptions with three, was third in passes defended with 12, and had 1.5 sacks...In 23-20 OT victory over Kansas City (9/20), suffered hyperextended elbow which caused problem for remainder of season...Tied for team tackle lead and got third career blocked punt (plus one in playoffs) off foot of Mike Horan which led to Houston TD in 27-21 loss at Denver (10/18)...Produced season-best seven solos in 24-14 AstroDome loss to Cleveland (11/8), then helped secondary limit Minnesota to 32.1 completion percentage (9 of 28) in following week's 17-13 road win (11/15)...In 24-21 Thanksgiving Day triumph at Detroit (11/26), got sack of QB Erik Kramer, thus forcing a fumble that was recovered and returned ten yards for a TD by DE William Fuller...Notched first career interception return for a touchdown by bringing back Peter Tom Willis pass 26 yards for score in 24-7 Houston win (12/7)...Racked up six tackles, a forced fumble, an interception, and pair of pass breakups in 27-3 regular season-ending win over Bills (12/27)...In 41-38 OT playoff loss at Buffalo (1/3/93), got second interception return for TD in Oiler playoff history (also Vernon Perry, 75 yds. vs. Steelers 1/6/80) with 58-yarder on Frank Reich throw that gave Houston 35-3 third quarter lead.

**PRO:** Outstanding player, combines size, strength, and intelligence with ferocious hitting ability...Won starting job as a rookie in training camp and has missed just one game in four-year career (12/23/90)...Entering 1993, consecutive starts streak stands at 33...**1991:** Honors included Second Team All-Pro selection from AP and College and Pro Football Newsweekly...Was awarded Ed Block Memorial Courage Award for Oilers that recognizes "a player's courage in the pursuit of professional excellence"...Started all 16 games at strong safety and ranked third on team (1st among DBs) in total tackles with 91 (65, 26) while adding four special teams hits (3, 1)...Also tied for second on team in interceptions with four, tied for first in fumble recoveries with three, and was second in passes defended with career-best 13...In individual games, led the team in total tackles twice and in solos twice...In 47-17 opening day win over Raiders (9/1), had a fumble recovery on L.A. 30 that led to TD, plus an interception...Enjoyed best game of season in 42-14 beating of Broncos (10/6) with career-best 11 tackles (9, 2), a sack, and a blocked field goal while also recovering a blocked punt (by Bo Orlando, punted by Mike Horan) and returning it 12 yards for a TD...Had second multi-interception game of career (also vs. Steelers 10/22/89) with pair in 17-13 victory at Miami (10/20)...Second pick-off in that Dolphin game came at Houston's three-yard line and helped to preserve the win...Recovered an Emmitt Smith fumble at Oilers' 15-yard line in overtime (forced by Lamar Lathon) that set stage for winning FG in 26-23 triumph over Dallas (11/10)...Led team with nine total hits in 31-6 pasting of Pittsburgh (12/8)...Started both playoff games and contributed nine tackles (5, 4), two interceptions, and three pass break-ups...In 17-10 post-season win over Jets (12/29), nabbed two interceptions with first coming on Houston's two-yard line that prevented N.Y. TD and second coming on Oilers' one-yard line on game's final play...Underwent surgery in off-season (2/18/92) to have epiglottal (throat) cyst removed...**1990:** Started 15 games and was fourth on team (1st among DBs) with 81 tackles (55, 26)...Also had pair of interceptions and blocked punt...Chipped in with a half-sack (vs. Saints 10/21), a fumble recovery (vs. Colts 9/23), and five passes defended...Led team in total tackles in three games and in solos twice...First interception of season came in 17-7 win at San Diego (9/30), then had six tackles while also playing outside LB in nickel packages in loss to 49ers (10/7)...In 17-13 loss to Rams (11/4), blocked a Keith English punt...Notched interception (led to TD) plus eight solos as Oilers won in Cleveland 35-23 (11/18)...Had season-best ten stops in key 27-24 Monday night edging of Buffalo (11/26)...Suffered partial dislocation of kneecap in fourth quarter of

27-10 win at K.C. (12/16) and was replaced by Leander Knight...Underwent MRI on knee and spent following game at Cincinnati (12/23) on two-man inactive list...Returned to lineup for playoff-clinching 34-14 victory over Pittsburgh (12/30), but was replaced by Knight in third quarter due to knee...Had seven tackles and two pass break-ups in playoff loss at Cincinnati (1/6/91)...**1989:** Started all 16 games at SS, one of five defensive Oilers and one of nine drafted NFL rookies to do so...Honors included First Team All-Rookie accolades from Pro Football Weekly and Football News...Finished second on team in total tackles (88), second in solo hits (63), fifth in special teams tackles (9), tied for second in interceptions (4), led the team in forced fumbles (4), and was fourth in passes defended (10)...Also had a blocked punt, a QB sack, and a fumble recovery...In individual games, led Oilers in solos a team-best seven times and in total tackles on five occasions...Notched first career NFL sack against Jim McMahon in 34-27 win at San Diego (9/17)...In loss to Bills (9/24), blocked a John Kidd punt that was returned for a touchdown by Cris Dishman...Had standout game in key 33-28 win at Chicago (10/15) with team-leading eight tackles plus pair of forced fumbles (recovered by John Grimsley, Richard Byrd)...In 27-0 shutout of Steelers (10/22), had multi-interception game with two as Oilers limited Pittsburgh to 105 passing yards...Credited with interception though 29-yard return for TD was nullified in loss at Cleveland (10/29)...In 26-24 Monday night win over Bengals (11/13), had season-high ten tackles and forced Kendal Smith fumble on kickoff return (recovered by Scott Kozak)...Scored safety by tackling Steeler P Harry Newsome in end zone in 23-16 triumph (12/3)...Started in post-season loss to Pittsburgh and had seven tackles, a fumble recovery, and also blocked a Newsome punt...Drafted by Oilers in third round (77th overall) in 1989.

**COLLEGE:** Four-year Miami totals included 181 total tackles (99, 82), plus four interceptions, 18 pass break-ups, two fumble recoveries, and ten tackles for losses...Also returned six punts for 15.0-yard average...Is Miami's all-time leader in blocked punts with nine...As a **senior**, started first five games of season at free safety before switching over to right cornerback...Earned selection on several All-America teams and was selected to play in Japan Bowl...Finished with 69 tackles (38, 31) to go with two interceptions and five tackles for losses...Helped UM become nation's second stingiest defense...Had 11 tackles and an interception in one-point loss to Notre Dame and also had interception and a blocked punt in win over East Carolina...In Orange Bowl versus Nebraska, had a blocked punt and a sack while helping Hurricanes limit Huskers to 55 passing yards (8 of 22)...**Junior** stats showed 51 total tackles (28, 23) plus career-best seven passes defended in ten games...Was inserted into starting lineup at CB in third game after injury to Donald Ellis...In game Ellis was injured, made top play of career in batting away two-point conversion pass in 26-25 win over Florida State...Had 11 tackles, two pass break-ups, and blocked a punt that was returned for a TD in earning game ball against Maryland...Deflected a pass on a last-ditch drive against Oklahoma in Orange Bowl that secured national title for UM...**Sophomore** statistics featured 45 tackles (28, 17), a pair of interceptions, and an incredible five blocked punts (4 led directly to UM TDs)...Had two blocked punts against both Texas Tech and Cincinnati...Versus Red Raiders, also returned an interception 30 yards for a touchdown...Against Bearcats, returned one of two blocks 34 yards for a score...**Freshman** totals included 16 stops (5, 11) while being considered Hurricanes' top special teamer...Blocked a punt against Notre Dame that was recovered in end zone for TD...Was redshirted in 1984 but was a member of scout team that faced QB Bernie Kosar (Browns) and WR Eddie Brown (Bengals) every day in practice...Holds B.S. in business management.

**PERSONAL:** Single, splits off-season between Missouri City, Texas and Merritt Island, Florida...Enjoys volunteer work, especially with kids

and with the Sickle Cell Foundation...Hobbies include video games and automobile racing...Lists favorite TV show as "Family Ties"...Enjoys listening to Stephanie Mills...Attended Merritt Island (Fla.) High School, lettering in football, basketball, and track...Full name is Leonard McDowell, born November 4, 1966 in Fort Gaines, Georgia.

### NFL STATISTICS

YEAR	TEAM	G-S	TACK.	ASST.	TOTAL	FUM. FUM.			QB	
						REC.	FOR.	INT.		YDS.
1989	Houston	16-16	72	25	97	1	4	4	65	1
1990	Houston	15-15	55	26	81	1	0	2	11	.5
1991	Houston	16-16	68	27	95	3	0	4	31	2
1992	Houston	16-16	57	16	73	1	3	3	52	1.5
<b>4-YR. TOTALS</b>		<b>63-63</b>	<b>252</b>	<b>94</b>	<b>346</b>	<b>6</b>	<b>7</b>	<b>13</b>	<b>159</b>	<b>5</b>
<b>PLAYOFFS</b>		<b>5-5</b>	<b>18</b>	<b>8</b>	<b>26</b>	<b>1</b>	<b>0</b>	<b>3</b>	<b>90</b>	<b>0</b>

### ADDITIONAL STATS

- Passes Defensed:** 10 in 1989, 5 in 1990, 13 in 1991, 12 in 1992 for total of 40 (p-total of 6)
- Blocked Punts:** vs. Buffalo 9/24/89, vs. Pittsburgh (playoff) 12/31/89, vs. L.A. Rams 11/4/90, vs. Denver 10/18/92
- Blocked FG:** vs. Denver 10/6/91
- Safety:** vs. Pittsburgh 12/3/89
- Touchdowns:** 12-yd. blocked punt recovery vs. Denver 10/6/91, 26-yd. interception return vs. Chicago 12/7/92, 58-yd. interception return vs. Buffalo (playoff) 1/3/93

## GLENN MONTGOMERY

Def. Tackle

# 94

Height.....6-0  
 Weight.....278  
 Born.....3/31/67  
 College.....Houston  
 How Acq. ....D5, 1989  
 NFL.....5th Year



**1992:** Saw action in all 16 games as reserve defensive tackle and special teamer...Contributed six tackles (5, 1) as DT, a half-sack, and two fumble recoveries...In 24-14 loss to Cleveland (11/8), recovered a Randy Baldwin fumble that set up a Houston TD...Returned a kickoff 13 yards in 24-21 Thanksgiving Day win at Detroit (11/26), then in following game, got a half-sack (with Lee Williams) in 24-7 besting of Bears (12/7)...In 27-3 clipping of Bills (12/27), replaced injured Jeff Alm (knee) in third quarter and contributed two solos and a fumble recovery...Saw action but did not record any stats in playoff loss at Buffalo (1/3/93).

**PRO:** Tough, aggressive player who has succeeded despite lack of size for a defensive tackle...**1991:** Appeared in all 16 games as reserve defensive tackle and special teamer...Finished with just one solo and one assist as DT, but tied for second on club (behind Eugene Seale) with ten special teams tackles (7, 3)...Had pair of ST tackles in wins over Broncos (10/6), Jets (10/13), and Bengals (10/27)...Played in both playoff games and had one ST solo in 17-10 victory over Jets (12/29)...In 26-24 post-season loss at Denver (1/4/92), replaced injured Ray Childress (rib/back) at LDT but did not record a tackle...**1990:** Participated in 15 games on special teams and as back-up defensive tackle...Notched seven tackles (6, 1) plus a half-sack at DT and added nine solos on special teams...In 20-9 loss at Pittsburgh (9/16), relieved Doug Smith in third quarter and recorded two tack-

les...Had best game of season in 17-7 road win at San Diego (9/30) with five tackles and half-sack (shared with William Fuller) which came on fourth quarter goal-line stand...Had one of Oilers' hardest hits in recent seasons with tackle that knocked helmet off head of Bengals' Mitchell Price in 48-17 Houston win (10/14)...Missed only game due to quad injury in 17-12 loss to Jets (10/28, two-man inactive list)...Was ejected from 58-14 beating of Browns (12/9) for fighting with Gregg Rakoczy...Played special teams in playoff loss at Cincinnati (1/6/91)...**1989:** As a rookie, played in 15 games (DNP at New England 10/8), both on special teams and at nose tackle...Contributed 19 tackles (10, 9) at NT, plus four ST tackles...Had season-best four tackles and half-sack in 26-24 Monday night win over Cincinnati (11/13)...In 23-7 victory over Raiders (11/19), had first full NFL sack (Vince Evans) while also forcing Tim Ware to fumble on kickoff...Saw action in playoff loss to Steelers (12/31) and had one assist plus ST tackle...Drafted by Oilers in fifth round (131st overall) in 1989...Was first University of Houston player drafted by Oilers since WR Eddie Foster in 1977 (8th round).

**COLLEGE:** Four-year Houston statistics included 283 total tackles (175, 108), plus 21 QB sacks, 35 tackles for losses, and six pass bat-downs...In **senior** season, finished with career highs in solos (68), total tackles (team-leading 107), sacks (12), and tackles for losses (20)...12 sacks was one short of UH school record set by Mack Mitchell in 1973...Earned First Team All-Southwest Conference honors and was also AP, UPI, and Sporting News Honorable Mention All-America...Contributed pair of QB drops in season-opening win over Louisiana Tech...Forced two fumbles and had eight tackles in win over TCU...In Cougar victory over Wyoming, had an incredible six sacks...In that game, had 11 tackles (7 behind the line of scrimmage) and was named Southwest Conference Player of the Week...As a **junior**, ended up with 86 total stops (41, 45), plus four sacks (tied for team lead)...Had top '87 game against Texas Tech with 15 tackles (8, 7) and two sacks...**Sophomore** totals showed 63 total hits (48, 15) and a sack in ten games as a starter at nose guard...High game of season was ten-tackle effort against Rice...As a **freshman**, played as a reserve in all 11 games with 27 tackles (18, 9) and four sacks...Had six tackles and a sack against Texas Tech...Majored in sports administration.

**PERSONAL:** Married to Dwannah, resides in Houston with son Glenn Jr. (8/29/88)...Hobbies include fishing, music, and watching TV...Lists favorite movie as "Predator," favorite TV show as "Wild Kingdom," and favorite recording artists as Maze and Heavy D...Attended West Jefferson High School in Harvey, Louisiana, lettering in football, wrestling, and track...Was standout fullback, rushing for 1664 yards as a senior...Full name is Glenn Steven Montgomery, born March 31, 1967 in New Orleans, Louisiana.

### NFL STATISTICS

YEAR TEAM	G-S	TACK.	ASST.	TOTAL.	FUM. REC.	FUM. FOR.	QB SACK
1989 Houston	15-0	14	9	23	0	1	1.5
1990 Houston	15-0	15	1	16	0	0	.5
1991 Houston	16-0	8	4	12	0	0	0
1992 Houston	16-0	5	1	6	2	0	.5
<b>4-YEAR TOTALS</b>	<b>62-0</b>	<b>42</b>	<b>15</b>	<b>57</b>	<b>2</b>	<b>1</b>	<b>2.5</b>
<b>PLAYOFFS</b>	<b>5-0</b>	<b>2</b>	<b>1</b>	<b>3</b>	<b>0</b>	<b>0</b>	<b>0</b>

### ADDITIONAL STATS

**Kickoff Return:** 1 for 13 yds. in 1992

# GREG MONTGOMERY

**Punter**



**9**

**Height**.....6-4  
**Weight**.....215  
**Born**.....10/29/64  
**College**.....Michigan St.  
**How Acq.**.....D3, 1988  
**NFL**.....6th Year



**1992:** Punted in all 16 games for Oilers and led NFL in punting average with career-best 46.9-yard mark (53 punts) while ranking fourth in AFC in net average with 37.3...46.9 mark broke own team record of 45.0 set in 1990...Had six punts of 60+ yards...Had nine touchbacks, 14 kicks inside the 20, and had two punts blocked...Also credited with two rushes for -14 yards...In 24-14 loss to Cleveland (11/8), established personal single-game bests for punts (8) and yards (413) in averaging 51.6...In that contest, five of eight punts were 50+ yards including 62-yarder and career-best 66-yard boot (1st of 2 times with 2 60+ kicks in same game)...Crossed 10,000-yard mark in career punting in 17-13 road win at Minnesota (11/15)...Had perhaps best game of career in 27-3 bashing of Bills (12/27) by setting career single-game high with 59.2 average (49.4 net) on five kicks including punts of 57, 58, 61, 59, and 61 yards...That single game average was fourth best in NFL history (Detroit's Bob Cifers, 61.75 vs. Bears 11/24/46; Green Bay's Roy McKay, 61.6 vs. Cardinals 10/28/45; and Washington's Sammy Baugh, 59.4 vs. Lions 10/27/40) and highest in 46 years...In 41-38 OT playoff loss at Buffalo (1/3/93), punted twice for 24.5 average.

**PRO:** Possesses exceptionally strong leg...Owns four of top five punting seasons in Oiler history (Jim Norton has other)...Has 43.2-yard career average which is tops in club annals (had been tied with Norton at 42.3)...Entering '93 season, ranked third among active NFL punters with 43.2 mark (behind Rohn Stark's 44.0, Reggie Roby's 43.3)...**1991:** Punted in 15 games for Oilers...Missed all of training camp and first regular season game against Raiders (Kent Sullivan punted vs. L.A.) due to contract holdout (signed 9/6)...Ranked third in AFC and fifth in NFL with 43.9-yard average...Also finished third in AFC and tied for fourth in NFL with 36.8-yard net mark...Had career-low four touchbacks while also placing 13 kicks inside the 20 and suffering two blocks...Tied career-best with three punts inside the 20 (also vs. Browns 10/29/89) in 24-20 loss at New England (9/22)...In 35-3 romp over Cincinnati (10/27), did not punt for fourth time in career (5th game in club history without an Oiler punt)...Had two punts blocked by Dallas in Houston's 26-23 OT victory (11/10)...Punted in both playoff games, averaging 44.3 yards on three kicks...**1990:** Enjoyed standout season, averaging 45.0 yards on 34 punts (36.6 net, T-5th NFL) with seven kicks inside the 20, five touchbacks, and no blocks...Punting average was NFL's best, but was six short of required minimum of 40 punts (2.5 per game) to officially qualify...Lack of punting opportunities was tied to Oilers' offense which was ranked #1 in NFL...Nicknamed "The Maytag Repairman," punted just 18 times in team's last 11 games...45.0 average eclipsed Jim Norton's 25-year-old single season record of 44.2 set in 1965 (broken with 46.9 in 1992)...In season-opening loss at Atlanta (9/9), averaged 50.3 yards on three kicks including season-best 60-yarder...In loss at Pittsburgh (9/16), had punt returned for TD (52 yds.) by Rod Woodson marking first PR for a score versus Oilers in 12 years (Bills' Keith Moody, 10/15/78)...In 48-17 rout of Bengals (10/14) and in 27-24 Monday night win over Bills (11/26), Oilers did not punt for third and fourth times in franchise history (vs. Bills 9/9/62, vs. Lions 11/5/89)...Had

51.0 average in 23-10 besting of New Orleans (10/21)...Punted six times for 256 yards (42.6 avg.) in post-season loss at Cincinnati (1/6/91)...**1989:** Led the AFC (2nd in NFL behind Cardinals' Rich Camarillo's 43.4) with a 43.3-yard average...Also led the conference in net average with 36.1-yard mark (3rd in NFL)...Punted 56 times and had 15 kicks inside the 20 and seven touchbacks...Honors included UPI First Team All-AFC...Enjoyed quite a turnaround from 1988 when he ranked 12th in AFC gross and ninth (tied) in net...Houston allowed 8.0 yards per punt return which ranked fifth (tied) in NFL...Had season-best 46.7-yard average on seven punts (2 in. 20) in loss at Minnesota (9/10)...In next game, suffered first regular season block in win over Chargers (also 1 vs. Chiefs 11/26)...Boomed 63-yarder in 39-7 rout of Dolphins (10/1)...Rushed for first downs in consecutive games against Patriots (10/8) and Bears (10/15)...Had personal-best (since tied) three punts inside the 20 in loss at Cleveland (10/29)...Punted three times for 44.0 average in playoff loss to Steelers (12/31)...**1988:** As a rookie, won punting job in training camp and appeared in all 16 games...Punted 65 times for 38.8-yard average, five TBs, and 12 punts inside the 20...Oilers permitted just 5.9 yards per punt return which tied for third best in NFL...In first NFL game at Indianapolis (9/4), had four punts for 44.0 average including 50-yarder...As Oilers defeated Dallas 25-17 (11/24), notched average of 48.2 that included long boot of season (61 yds.)...Punted in both play-off games, averaging 42.0 yards on eight kicks, but suffered block in loss at Buffalo (1/1/89)...Drafted by Oilers in third round (72nd overall) in 1988.

**COLLEGE:** Attended Penn State as a freshman before transferring to Michigan State...Also handled kickoffs for Spartans...Three-year career statistics for MSU included 170 punts for a 45.4-yard average, 31 inside the 20, two blocked, and a long boot of 86 yards...Career average was tops in Spartan history, besting 43.8 mark of Ralf Majsiejenko, formerly with San Diego Chargers...Had at least one punt of 50 yards in every MSU game played except two while also booting nine punts over 60 yards during Spartan tenure...In **senior** season, earned several First Team All-America honors as well as being selected First Team All-Big Ten...Finished season with 44.7-yard average on 62 kicks with career-best 13 inside the 20...Against USC, averaged 52.8 yards on five punts with all five being downed inside the 20 (season lg. 65-yd.)...Tied a school record with 11 punts versus Florida State...In 13-7 win over Ohio State, averaged 43.8 yards on seven kicks, all downed inside the 20...As a **junior**, was First Team All-Conference and Honorable Mention All-America...Punted 39 times for 47.8-yard average with only two blocks of college career...Was one short of punts required to qualify as national leader but 47.8 average established school record, eclipsing Ray Stachowicz's mark of 46.2 set in 1980...Booted an 86-yard punt versus Michigan which was the third longest in Big Ten annals...**Sophomore** honors included Honorable Mention All-America and First Team All-Big Ten, finishing with 69 punts for 44.7-yard mark and 12 inside the 20...Had then-school record boot of 80 yards versus Notre Dame...Sat out '84 season after transferring from Penn State...Played in ten games for Nittany Lions as **freshman** kickoff specialist in 1983...Holds B.S. in communications.

**PERSONAL:** Single, splits off-season between Houston and Ada, Michigan...Donates considerable time to Special Olympics, Better Boys Foundation, and aiding the homeless...Is part-owner of restaurant and is close follower of stock market...Father, Greg Sr., played quarterback at Michigan State from 1957-58 and was teammate of current Head Coach George Perles...During career at MSU, wore same jersey #23 that father wore...Also has brother Steve who was a Spartan fullback and who signed a '91 free agent contract with Chicago Bears...Hobbies include golf, mountain biking, and traveling...Lists favorite movie as "Easy Rider" favorite TV show as ESPN's "SportsCenter," and favorite book as "The Electric Kool-Aid Acid Test"...En-



joys listening to The Arc Angels, Maggie's Dream, and Pearl Jam...Attended Red Bank Regional High School in Little Silver, New Jersey, lettering in football, hockey, baseball, and golf...Was All-County in both football and baseball...Full name is Gregory Hugh Montgomery, Jr., born October 29, 1964 in Morristown, New Jersey.

### NFL STATISTICS

YEAR	TEAM	G	NO.	YDS.	AVG.	TB	IN 20	LG	BLK.	NET
1988	Houston	16	65	2523	38.8	5	12	61	0	34.1
1989	Houston	16	56	2422	43.3	7	15	63	2	36.1
1990	Houston	16	34	1530	45.0	5	7	60	0	36.6
1991	Houston	15	48	2105	43.9	4	13	60	2	36.8
1992	Houston	16	53	2487	46.9	9	14	66	2	37.3
<b>5-YEAR TOTALS</b>		<b>79</b>	<b>256</b>	<b>11067</b>	<b>43.2</b>	<b>30</b>	<b>61</b>	<b>66</b>	<b>6</b>	<b>36.1</b>
<b>PLAYOFFS</b>		<b>7</b>	<b>22</b>	<b>906</b>	<b>41.2</b>	<b>2</b>	<b>3</b>	<b>51</b>	<b>0</b>	<b>32.8</b>

### ADDITIONAL STATS

**Rushing:** 3 for 17 yds., long 11 in 1989; 2 for -14 yds., long 0 in 1992 for total of 5 for 3 yds., .6 avg., long 11

## WARREN MOON

Quarterback

1

Height.....6-3  
 Weight.....212  
 Born.....11/18/56  
 College.....Washington  
 How Acq.....FA, 1984  
 NFL.....10th Year



**1992:** Despite injury, still played up to usual high standard...Started season's first ten games before suffering fractured upper left arm at Minnesota (11/15, on hit by S Vencie Glenn)...Missed five games, but still earned Pro Bowl berth for fifth straight season...Ranked first in AFC (4th NFL) in passing efficiency with an 89.3 mark, fifth in AFC in passing yards with 2521, fifth in AFC in completions with 224, sixth in AFC in attempts with 346, second in AFC (3rd NFL) in completion percentage with career-best 64.7, third in AFC (T-8th NFL) in TD passes with 18, T-sixth in AFC (9th NFL) in average gain per pass play with 7.29, and first in AFC (3rd NFL) in TDs per pass attempt with 5.2...Had four regular season 300-yard games...Also was second on club in rushing with 147 yards on 27 carries (career-best 5.4 avg.) with a TD...Led Oiler attack that for third consecutive season, ranked first in NFL in passing (251.8) and in league's top three in total offense (353.4)...In 29-24 opening day loss to Steelers (9/6), completed 29 of 45 passes for 330 yards and two TDs, but suffered career-worst five interceptions (also 5 int. vs. Pittsburgh 11/24/91)...Completed 74.4% of passes with 29 of 39 for 361 yards and pair of scores in 20-10 road clipping of Colts (9/13)...Went over 50,000 professional passing yards with second quarter six-yarder to WR Ernest Givins in 27-0 shutout of San Diego (9/27)...In 38-24 win at Cincinnati (10/11), for third time in NFL career, tossed five touchdown passes in moving past George Blanda into Oilers' top spot for career TD tosses...In 15th season, became all-time leading passer in pro football history in 27-21 loss at Denver (10/18), surpassing Ron Lancaster's 50,535 (19 years)...Passed Lancaster with fourth quarter 72-yarder (season long) to WR Curtis Duncan...In 26-10 Astrodome besting of Bengals (10/25), was 27 of 40 for 342 yards and two scores in registering 35th regular season 300-yard game...In 21-20 loss at Pittsburgh (11/1), suffered concussion on hit by CB Rod Woodson on second play of

third quarter and did not return...Despite still experiencing effects from concussion, started next game (24-14 loss to Browns 11/8) but threw for only 70 yards before being replaced by Cody Carlson following third quarter...In 17-13 win at Minnesota (11/15), reached 30,000 NFL passing yards, taking 125 games to do so which was second fastest in league history behind Dan Marino's 115...In that Vikings' game, got highest rushing total in seven years with 46 yards (career best: 47 vs. Redskins 9/15/85) before incurring arm injury with 3:03 left in fourth quarter...Was not placed on IR but was on two-man inactive list for next five games...During two-game absence of Offensive Coordinator Kevin Gilbride due to cancer surgery (vs. Packers 12/13, vs. Browns 12/20), actually served as sideline coach with responsibilities that included obtaining plays on headset and relaying them to Carlson...In regular season-ending 27-3 win over Bills (12/27), returned to action, but in first non-starting role in 11 years (since 1981 for CFL's Edmonton Eskimos)...In three second quarter series, completed six of 13 for 80 yards in leading team to a TD and FG...In 41-38 OT playoff loss at Buffalo (1/3/93), had NFL record 36 completions in 50 attempts for 371 yards (3rd playoff 300-yard game), four TDs (all in first half), and two interceptions...Thus established Oiler post-season single game records for completions, attempts, yards, and TD passes.

**PRO (NFL):** Considered one of the elite quarterbacks in the NFL...Has thrown for more total yards (51,428 in 15 years) than any other player in professional football history...Is only player in football history to throw for over 20,000 yards in two different leagues (30,200 NFL, 21,228 CFL)...Entering '93 season, 81.0 career rating ranked ninth among active NFL QBs (6th AFC) and 15th on all-time list...Owns every Oiler career regular season and playoff passing record (regular season) except highest career completion percentage...Has 35 career regular season 300-yard games (plus 3 in playoffs) which ranks third in NFL history behind Dan Fouts' 51 and Dan Marino's 44...Also has four career 400-yard games...Has 46 career games without an interception (Oilers' record: 29-17) and has not been sacked in 29 contests (17-12)...Has thrown just 38 interceptions in last 1412 passes...Has served as Oilers' offensive co-captain for past five years...In 1989, was named to Oilers' 30th Anniversary "Dream Team"...On August 31, 1992, agreed to terms on contract extension that now runs through 1995 season (actually signed contract on 12/10)...**1991:** Started all 16 games at QB and broke Dan Marino's NFL single-season records for completions (404) and attempts (655)...Culminated season by earning fourth consecutive Pro Bowl berth...Ranked first in NFL in passing yards with 4690, fifth in AFC in passing efficiency with 81.7, third in AFC and fifth in NFL in TD passes with 23, seventh in AFC in average gain per pass play with 7.16, fourth in AFC and seventh in NFL in completion % with 61.7, eighth in AFC in TDs per pass attempt with 3.5, and T-ninth in AFC in interceptions per pass attempt with 3.2...Career-best 4690 yards passing was one yard better than 1990 total and is fifth best in NFL history...Thus became just third QB in NFL annals to record back-to-back 4000-yard seasons (also Marino, Dan Fouts)...Also rushed 33 times for 68 yards and two TDs...Directed Oiler attack that ranked first in NFL in passing for second straight season (288.8 per game), second in league in total offense (374.2), and fourth in scoring (24.1)...Posted six 300-yard games and two 400-yard games...Made 100th NFL career start in 47-17 opening-day dissecting of Raiders (9/1)...In 30-7 win at Cincinnati (9/8), passed for 315 yards while throwing at least one touchdown pass in 15th consecutive game to break George Blanda's team record (extended streak to 21 before having it stopped in loss at Washington 11/3)...In following week's 23-20 road victory over Jets (10/13), completed 35 of 50 for 423 yards and two TDs...Completions versus N.Y. marked second best of career, attempts was fourth best, and yardage was third best and fifth highest in team history...Went over 25,000-yard mark for NFL career (18-yarder to Drew Hill) in 35-3 romp over Bengals (10/27)...In 26-23 OT edging of Dallas, completed career-high 41 passes (2nd best in NFL annals behind

Jets' Richard Todd's 42 vs. 49ers 9/21/80) of personal-best 56 attempts for 432 yards (2nd best of career, 4th best in Oiler history)...In that Cowboy contest, completed all 11 passes in overtime while surpassing Fran Tarkenton on all-time pro passing yards list...Named AFC Offensive Player of the Week after being accurate on 31 (4th best of career) of 44 throws (70.5%) for 399 yards (5th best) and three scores in 28-24 trimming of Cleveland (11/17)...Despite racking up 300-yard game, suffered career-worst (since tied) five interceptions in 26-14 loss at Pittsburgh (11/24)...Surpassed 4000 yards for season in 31-6 victory over Steelers (12/8)...With fourth quarter three-yard toss to Hill in 17-14 win at Cleveland (12/15), broke Marino's NFL record for completions in a season...With second quarter 23-yard pass to Ernest Givins in 24-20 loss to Giants (12/21), broke Marino's NFL record for attempts in a season...Started both playoff games and completed 55 of 76 passes (72.4%) for 596 yards, five TDs, and four interceptions...In 26-24 loss at Denver (1/4/92), connected on 27 of 36 passes (75%) for 325 yards, three touchdowns, and one pick-off...**1990:** In first season of team's "Run 'N Shoot" offense, started 15 games at QB (missed final game and playoff due to dislocated thumb)...Completed 362 (1st NFL) of 584 passes (1st NFL) for 62.0% (2nd NFL) for 4689 yards (1st NFL, 6th best in league history) with 33 touchdowns (1st NFL) and 13 interceptions...Had 96.8 QB efficiency rating (2nd NFL), 8.03 average gain per pass play (3rd NFL), and 5.7% TDs per pass attempt (T-4th NFL)...Also rushed 55 times for 215 yards and two TDs...Led Oiler attack that paced NFL in total offense (388.9 yds. per game) and was second in league in scoring (25.3)...Tied Dan Marino's NFL record with nine 300-yard games in a season and also tied AFC record for consecutive 300-yard performances with four (1 short of NFL mark)...Many honors included third straight Pro Bowl selection (starter), AP Offensive Player of the Year, UPI AFC Offensive Player of the Year, USA Today AFC MVP, 8th place in AP Male Athlete of the Year, NFL Alumni Quarterback of the Year, 101 AFC Offensive Player of the Year, 2nd place Miller Lite NFL Player of the Year, Sporting News First Team All-Pro, AP Second Team All-Pro, and First Team All-AFC recognition from UPI, Pro Football Weekly, and Football News...Was also named AFC Offensive Player of the Week three times (vs. Bengals, Browns, Chiefs) and AFC Offensive Player of the Month for November...In season-opening 47-27 loss at Atlanta (9/9), completed 31 of 52 passes for 397 yards and four TDs...With 308 yards in 24-10 victory over Colts (9/23), surpassed George Blanda's team passing record of 19,149 yards...In clutch 17-7 road win at San Diego (9/30), tossed for 355 yards while completing passes to 11 different receivers...Passed for 369 yards, threw career-high (since tied) five TD passes to five different receivers, and surpassed 20,000 career passing yards (on 42-yarder to Leonard Harris in 2nd qtr.) in 48-17 rout of Bengals (10/14)...Despite 17-12 defeat at hands of Jets (10/28), was 30 of 43 for 381 yards though had costly fumble when sacked in end zone by DE Darrell Davis (Davis recovered for TD)...Passed for 343 yards and became Oilers' all-time attempts leader (passed Blanda's 2784) in loss to Rams (11/4)...Connected on 75% of passes (24 of 32) for 322 yards with five TD tosses to five separate catchers in 35-23 triumph at Cleveland (11/18)...Enjoyed top game of career in 27-10 win at K.C. (12/16), completing 27 of 45 passes for 527 yards (career-long 87-yarder to Haywood Jeffires, Oilers' longest since 12/13/70), three TDs, and no interceptions...527 yards was second best in NFL history, trailing only Norm Van Brocklin's 554 for Los Angeles against New York Yanks (9/28/51)...In loss at Cincinnati (12/23), suffered open dislocation of throwing thumb late in fourth quarter when hitting hand on helmet of Bengals' LB James Francis...Ended season by throwing just five interceptions in final 409 passes...Though missing regular season finale and playoff loss (replaced by Cody Carlson), did recover sufficiently to play in Pro Bowl...**1989:** Started all 16 games and completed 280 of 464 passes (60.3%, 3rd AFC) for 3631 yards (2nd AFC), 23 TDs (4th AFC), and 14 interceptions...Had passing efficiency of 88.9 (2nd AFC, 4th NFL) and 3.0% interception rate (4th AFC)...Including playoffs, was not

picked off in seven games and had just seven in last 351 throws of season...Had four 300-yard games plus one in playoffs...Also had personal bests in rushes (70) and yards (268) to go with four TDs...Honors included Football News AFC Player of the Year and UPI First Team All-AFC while also earning second consecutive Pro Bowl start...Received one of league's most prestigious honors when named NFL's Traveler's Man of the Year for outstanding off-field community work...Led offense that was third in AFC and seventh in NFL in points scored with 365...Passed for 338 yards while going over 15,000 career yards in 47-41 OT loss to Buffalo (9/24)...Was accurate on 19 of 23 passes for personal-best 82.6% in 39-7 beating of Miami (10/1)...Was named Offensive Player of the Week after connecting on 16 of 26 throws for 317 yards in 33-28 road win over Bears (10/15)...In 35-31 edging of Detroit (11/5), was accurate on 30 of 38 passes (78.9%) for 345 yards while also rushing for winning TD in fourth quarter...In regular season finale versus Browns (12/23) was 32 of 51 for 414 yards which was highest total by Oiler in 28 years (Blanda's 418 vs. N.Y. Titans 11/19/61)...Also threw 100th NFL TD pass (9 yds. to Drew Hill) in that game...In playoff loss to Pittsburgh (12/31), completed 29 of 48 for 315 yards, two TDs, and no pickoffs...**1988:** Started 11 games (0 int. in 6), completing 160 of 294 passes (54.4%) for 2327 yards, 17 TDs, and just eight interceptions...Passing efficiency rating of 88.4 ranked fifth in NFL while 2.7% interception rate tied for second in AFC...For first time in NFL career, had better than two-to-one TD pass to interception ratio...Had 7.91-yard average per pass attempt to rank third in league...Also rushed 33 times for 88 yards and a career-best five TDs...Was sacked just 12 times in 11 contests...Honors included UPI Second Team All-AFC and AP Honorable Mention All-Pro, and first Pro Bowl selection (started due to injury to Bengals' Boomer Esiason and completed 13 of 20 for 134 yards)...Directed offense that scored second most points in NFL (424, Bengals had 448) which was most points scored by Oilers since club record was set in 1961 (513)...In Oilers' opening day 17-14 OT win at Indianapolis (9/4), suffered fractured scapula (shoulder blade) in throwing arm on third quarter hit by Colt LB Cliff Odom while attempting to advance own fumble...Was placed on injured reserve the next day, missing five games before activation (10/15)...In 41-17 prime time win over Redskins (10/30), threw three TD tosses to Drew Hill while also rushing for a score...Had season-best run (35 yds.) and pass (57 yds. to Hill) as team averaged 7.4-yards per play (most since 8.2 vs. 49ers 10/21/84) in loss at Seattle (11/17)...In 37-34 loss to Steelers (12/4), ran for two TDs for first time in career while having streak of 98 passes without an interception snapped by Dwayne Woodruff...Was 14 of 25 for 254 yards and two scores in Oilers' 41-6 rout of Bengals (12/11) that was Houston's largest margin of victory in 11 years (47-0 over Bears 11/6/77) and eighth largest in team annals...Started both playoff games, connecting on 33 of 59 passes (55.9%) for 453 yards, one TD, and four interceptions...**1987:** Started all 12 non-strike games, completing 184 of 368 passes (50%) for 2806 yards (7th in NFL), 21 TDs (7th in NFL), and 18 pick-offs...21 TD passes were most by an Oiler since George Blanda tossed 24 in 1963...Was also third in club rushing with 112 yards on 24 tries and three TDs (tied for team lead)...In Houston's 20-16 win over Rams (9/13), threw for 310 yards (21 of 43) and pair of scores...Rallied Oilers from 15-point deficit with six minutes left to play in 31-29 win at Cincinnati (11/1), scoring winning TD on one-yard sneak with 59 seconds remaining...Threw 50th touchdown pass of NFL career at San Francisco (9 yds. to Curtis Duncan, 11/8) ...In loss to Browns (11/22), suffered shoulder impingement when sacked by Carl Hairston...Hooked up with Ernest Givins for 83-yard TD play in that Browns' game that was longest in AFC in '87 and longest in an Oilers' game since Dan Pastorini connected with Ken Burrough for 85 yards (vs. Chicago 11/6/77)...Versus Colts (11/29), established season highs for completions (24), attempts (44), yards (327), and TD passes (3, tied)...Started both post-season games, completing 45 of 75 passes (60%) for 537 yards, two TDs, and three interceptions...In 23-20 OT wild card win over Seattle (1/3/88), was accurate

on 21 of 32 throws (65.6%) for 273 yards, and led team on clutch 12-play 61-yard march from own 15-yard line that led to winning FG...Underwent post-season arthrogram on shoulder...**1986:** Started 15 games (missed 12/7 vs. Chargers due to thumb injury), completing 256 of 488 passes (52.5%) for 3489 yards (5th in AFC), 13 TDs, and 26 interceptions...Also was fourth in team rushing with 157 yards plus pair of TDs...Had 14 completions, all for either first down or TD in opening day 31-3 win at Green Bay (9/7)...Completed season-best 71% of passes (22 of 31, 264 yds.) versus Browns (9/14)...Threw for season-best 398 yards against Detroit (10/5) which was most by an Oiler since George Blanda's 418 against New York Titans (11/19/61)...Threw for 304 yards against Raiders (10/26) and 310 yards in game with Bengals (11/9)...Had season-best three TD tosses (22 of 35, 294 yds.) in win over Colts (11/23)...Was forced to leave game at Cleveland (11/30) after hitting thumb on Browns' player's helmet...Ended season with streak of 66 pass attempts without an interception...Underwent post-season arthroscopy on right knee (3/9)...**1985:** Started 14 games, missing contests with San Diego and Cincinnati (11/24, 12/1) due to hip pointer...Overall, completed 200 of 377 passes (53.1%) for 2709 yards, 15 TDs, and 19 interceptions while also finishing fourth in team rushing with 130 yards on 39 totes...Engineered opening day 26-23 upset over Miami (9/8) by completing 12 of 17 tosses (71%) for 270 yards and an 80-yard score. Butch Woolfolk...Over last three games of season, tossed for 1033 yards, an average of 344.3 per game...Against the Giants (12/8), was accurate on season-best 26 of 47 passes for 330 yards and pair of TDs...Following week versus Browns, threw for 339 yards thanks to 22 of 48 effort and two more scores...Closed season at Indianapolis (12/22) by hitting on 22 of 40 for 364 yards...**1984:** Signed with Oilers on February 3 after months of travel and negotiations with other NFL clubs...Started all 16 games, completing 259 of 450 passes (57.6%) for then-club record 3338 yards, 12 touchdowns, and 14 interceptions...Also rushed 58 times for 211 yards...Tied George Blanda's 1961 team mark (since broken) of four 300-plus yard games in a season...Accomplishments earned All-NFL Rookie honors from Pro Football Writers, UPI, Pro Football Weekly, and Football Digest...Various bests for season included attempts (47) and completions (27) versus Pittsburgh (12/2), yards (365) versus Colts (9/9), and longest completion (76 yds. to Herkie Walls) versus Cincinnati (10/28)...Also hit 75-yard TD pass to Tim Smith against Chargers (9/16) and tossed three scoring passes in game with Jets (11/18)...Did not throw an interception in first 130 NFL passes and had eight games without a pick-off to compile third lowest interception rate (3.1) in AFC...First pass in Astrodome pre-season game was 61-yard TD to Eric Mullins against Jets (8/11).

**PRO (CFL):** Played six seasons for the Edmonton Eskimos, completing 1369 of 2832 passes (57.5%) for 21,228 yards, 144 TDs, and 77 interceptions (93.8 QB rating by NFL system)...Also proved to be outstanding runner, gaining 1700 yards on 330 carries (5.2 avg.) and 16 touchdowns...Threw for over 5000 yards in each of final two CFL campaigns...Best season came in 1983, connecting on 380 of 664 passes (57.2%) for 5648 yards, most ever in a single season in pro football history...Won the Schenley Award that year, symbolic of the CFL's MVP...All single game CFL bests came in game with Montreal (10/15/83) including most attempts (51), most completions (31), yards passing (555, also a league record), and TDs (5)...Eskimos won Grey Cup (league title) five consecutive seasons (1978-82) and posted overall regular season record of 78-23-5 (.759) during tenure with club...Coached in Edmonton by former Oiler head coach, Hugh Campbell.

**COLLEGE:** Finished career at Washington with 242 completions in 496 attempts (48.8%) for 3277 yards, 19 TDs, and 17 interceptions...Also rushed 239 times for 429 yards with nine scores...Was PAC-8 Player of the Year as a **senior**, hitting on 113 of 199 throws

for 1584 yards and 11 scores...Ran 99 times for 266 yards and six TDs...Was selected as MVP of '78 Rose Bowl for guiding Huskies to 27-20 win over Michigan...**Junior** totals showed 81 completions in 175 attempts for 1106 yards, and six TDs...Ran 80 times for 69 yards with a touchdown...As a **sophomore**, was accurate on 48 of 122 tosses for 587 yards and pair of scores (60/94 yds., 2 TDs rushing)...Played **freshman** season at West Los Angeles Junior College and is a member of their Hall of Fame...Also had scholarship named for him there in May, 1989...Majored in communications at UW.

**PERSONAL:** Married to Felicia (3/8/81), couple resides in Sugar Land, Texas with sons Joshua (7/17/82) and Jeffrey (1/7/88), and daughters Chelsea (12/16/83) and Blair (8/22/84)...When area church needed over \$200,000 in 1988 to complete new community center, donated the entire amount...Does extensive charity work with United Negro College Fund, United Way, Sickle Cell Foundation, Urban League, Ronald McDonald House, Special Olympics, March of Dimes, Muscular Dystrophy Association, Cystic Fibrosis Foundation, American Heart Association, Juvenile Diabetes, and Cerebral Palsy Foundation...Was honored by former Mayor Kathy Whitmire when February 21, 1988 was proclaimed "Warren Moon Day" in Houston and Harris County...In 1989, created "The Crescent Moon Foundation" to help raise money for Houston-area charities...Hosts annual "Warren Moon Celebrity Golf Tournament" for charity...Was presented with the National Urban Coalition Superstar Award in Washington in May, 1989 for work in "Say Yes to a Youngster's Future" Program...Other community honors have included Houston Firefighters Man of the Year (1989), South Texas March of Dimes "Headliner of the Year," was named one of Five Outstanding Houstonians, and was selected to President George Bush's Media Advisory Committee for the 1990 Economic Summit...Was only NFL player chosen to perform in halftime show at Super Bowl XXV...Said coaching great Sid Gillman during the 1990 season, "I think he's great, not good but great. He could be the best ever. I've never seen a better exhibition of throwing the football than in his performance against Kansas City (527 yards) and I've seen a lot of football games"...Hobbies include fishing, swimming, and attending sporting events and the theater...Lists favorite movies as "Halloween I" and "Poltergeist," favorite TV show as "The Cosby Show," and favorite recording artists as Luther Vandross and Lionel Richie...Attended Hamilton High School in Los Angeles, lettering in football...As a senior, was City MVP and All-America...Was able to sign with Oilers following CFL career due to NFL free agent status (signed with Edmonton prior to NFL draft and was never selected by an NFL team)...Full name is Harold Warren Moon, born November 18, 1956 in Los Angeles, California.

## NFL STATISTICS PASSING

											QB
YEAR	TEAM	GS	ATT.	COMP.	YDS.	PCT.	TD	INT.	LG	TKLD	RAT.
1984	Houston	16-16	450	259	3338	57.6	12	14	76	47/371	76.9
1985	Houston	14-14	377	200	2709	53.1	15	19	80	46/366	68.5
1986	Houston	15-15	488	256	3489	52.5	13	26	81	41/332	72.3
1987	Houston	12-12	368	184	2806	50.0	21	18	83	25/198	74.2
1988	Houston	11-11	294	160	2327	54.4	17	8	57	12/120	88.4
1989	Houston	16-16	464	280	3631	60.3	23	14	55	35/267	88.9
1990	Houston	15-15	584	362	4689	62.0	33	13	87	36/252	96.8
1991	Houston	16-16	655	404	4690	61.7	23	21	61	23/174	81.7
1992	Houston	11-10	346	224	2521	64.7	18	12	72	16/105	89.3
<b>9-YR. TOTALS</b>		<b>126-125</b>	<b>4026</b>	<b>2329</b>	<b>30200</b>	<b>57.8</b>	<b>175</b>	<b>145</b>	<b>87</b>	<b>281/2185</b>	<b>81.0</b>
<b>PLAYOFFS</b>		<b>8-8</b>	<b>308</b>	<b>198</b>	<b>2272</b>	<b>64.3</b>	<b>14</b>	<b>11</b>	<b>49</b>	<b>13/99</b>	<b>86.7</b>

## RUSHING

YEAR	TEAM	ATT.	YDS.	AVG.	LG	TD
1984	Houston	58	211	3.6	31	1
1985	Houston	39	130	3.3	17	0
1986	Houston	42	157	3.7	19	2
1987	Houston	34	112	3.3	20	3
1988	Houston	33	88	2.7	14	5
1989	Houston	70	268	3.8	19	4
1990	Houston	55	215	3.9	17	2
1991	Houston	33	68	2.1	12	2
1992	Houston	27	147	5.4	23	1
<b>9-YEAR TOTALS</b>		<b>391</b>	<b>1396</b>	<b>3.6</b>	<b>31</b>	<b>20</b>
<b>PLAYOFFS</b>		<b>30</b>	<b>83</b>	<b>2.8</b>	<b>15</b>	<b>0</b>

## CFL STATISTICS PASSING

YEAR	TEAM	G-S	ATT.	COMP.	YDS.	PCT.	TD	INT.	LG
1978	Edmonton	16-0	173	89	1112	57.4	5	7	56
1979	Edmonton	16-0	274	149	2382	54.4	20	12	77
1980	Edmonton	16-0	331	181	3127	54.7	25	11	89
1981	Edmonton	16-9	378	237	3959	62.7	27	12	91
1982	Edmonton	16-16	562	333	5000	59.2	36	16	58
1983	Edmonton	16-16	664	380	5648	57.2	31	19	48
<b>6-YEAR TOTALS</b>		<b>96-41</b>	<b>2382</b>	<b>1369</b>	<b>21228</b>	<b>57.5</b>	<b>144</b>	<b>77</b>	<b>91</b>

## RUSHING

YEAR	TEAM	ATT.	YDS.	AVG.	LG.	TD
1978	Edmonton	30	114	3.8	17	1
1979	Edmonton	56	150	2.7	17	2
1980	Edmonton	55	352	6.4	29	3
1981	Edmonton	50	298	6.0	27	3
1982	Edmonton	54	259	4.8	33	4
1983	Edmonton	85	527	6.2	25	3
<b>6-YEAR TOTALS</b>		<b>330</b>	<b>1700</b>	<b>5.2</b>	<b>33</b>	<b>16</b>

### 300-YARD GAMES (NFL) (35 regular season, 3 playoff)

DATE	OPPONENT	ATT.	COMP.	YDS.	PCT.	TD	INT.	LG	TKLD.
9/9/84	INDIANAPOLIS	43	23	365	53.5	0	0	30	4/22
10/21/84	SAN FRAN.	33	25	356	75.8	2	2	45t	2/6
12/2/84	PITTSBURGH	45	27	303	60.0	1	3	31	0/0
12/16/84	CLEVELAND	31	19	306	61.3	0	0	47	0/0
12/8/85	N.Y. GIANTS	47	26	330	55.3	2	2	47	3/32
12/15/85	at Cleveland	48	22	339	45.8	2	2	37	4/36
12/22/85	at Indianapolis	40	22	364	55.0	2	2	40t	3/19
10/5/86	at Detroit	38	21	398	55.3	1	3	81t	0/0
10/26/86	L.A. RAIDERS	46	18	304	39.1	0	4	46	6/51
11/9/86	CINCINNATI	44	25	310	56.8	1	0	45	1/13
9/13/87	L.A. Rams	43	21	310	48.9	2	2	59	2/23
11/29/87	at Indianapolis	44	24	327	54.5	3	2	40	1/9
9/24/89	BUFFALO	42	28	338	66.7	1	2	48	3/27
10/15/89	at Chicago	26	16	317	61.5	2	2	47	0/0
11/5/89	DETROIT	38	30	345	78.9	2	1	32	0/0
12/23/89	CLEVELAND	51	32	414	62.7	2	1	37	5/33
*12/31/89	PITTSBURGH	48	29	315	60.4	2	0	32	0/0
9/9/90	at Atlanta	52	31	397	59.6	4	2	80t	2/8
9/23/90	INDIANAPOLIS	39	29	308	74.4	3	1	28	1/5
9/30/90	at San Diego	46	27	355	58.7	2	1	31	3/26
10/14/90	CINCINNATI	33	21	369	63.6	5	1	42t	0/0
10/28/90	N.Y. JETS	43	30	381	69.8	1	0	31	5/38
11/4/90	at L.A. Rams	43	26	343	60.5	1	2	47	1/10
11/18/90	at Cleveland	32	24	322	75.0	5	0	46t	5/38
11/26/90	BUFFALO	22	16	300	72.7	2	0	43	3/17
12/16/90	at Kansas City	45	27	527	60.0	3	0	87t	4/28
9/8/91	at Cincinnati	37	22	315	59.5	1	1	42	0/0
10/6/91	DENVER	31	19	334	61.3	2	1	49	1/7
10/13/91	at N.Y. Jets	50	35	423	70.0	2	2	37t	1/14
11/10/91	DALLAS	56	44	432	73.2	0	0	28	2/7
11/17/91	CLEVELAND	44	31	399	70.5	3	1	42	1/4
11/24/91	at Pittsburgh	48	24	324	50.0	2	5	35	2/17
*1/4/92	at Denver	36	27	325	75.0	3	1	49	0/0
9/6/92	PITTSBURGH	45	29	330	64.4	2	5	47	0/0
9/13/92	at Indianapolis	39	29	361	74.4	2	0	69t	2/11
10/18/92	at Denver	39	23	321	59.0	2	1	72	4/23
10/25/92	CINCINNATI	40	27	342	67.5	2	1	47	2/10
*1/3/93	at Buffalo	50	36	371	72.0	4	2	32	4/24

\*Playoff game

### TEAM-BY-TEAM

TEAM	GAMES	ATT.	COMP.	YDS.	PCT.	TD	INT.	LG	TKLD.
Atlanta	3	114	63	847	55.3	8	5	80t	7/37
Buffalo	6	147	80	1090	54.4	6	6	48	9/73
Chicago	2	55	28	521	50.9	3	3	47	5/49
Cincinnati	17	541	310	4130	57.3	29	21	76	34/289
Cleveland	16	493	284	3706	57.6	21	18	83t	36/278
Dallas	3	111	67	873	60.4	2	4	57t	16/105
Denver	3	87	50	777	57.5	5	2	72	9/66
Detroit	2	76	51	743	67.1	3	4	81t	0/0
Green Bay	1	21	14	218	66.7	2	1	44t	0/0
Indianapolis	7	255	160	2156	62.8	13	7	69t	14/96
Kansas City	7	232	144	1802	62.1	9	6	87t	24/166
L.A. Raiders	4	138	68	1004	49.3	6	5	51	13/115
L.A. Rams	3	115	66	533	57.4	3	5	59	6/49
Miami	5	111	76	910	68.5	5	6	80t	9/97
Minnesota	3	95	58	592	61.1	2	2	48	14/106
New England	2	73	34	495	46.6	3	4	48	3/25
New Orleans	3	81	42	496	51.9	2	2	50	5/37
N.Y. Giants	2	83	48	566	57.8	3	2	47	5/46
N.Y. Jets	3	121	85	1011	70.2	6	2	37t	7/60
Philadelphia	1	46	24	262	52.2	0	0	24	4/36
Phoenix	2	61	31	453	50.8	4	2	50t	3/21
Pittsburgh	17	519	293	3645	56.5	20	26	52	37/284
San Diego	5	164	89	1163	54.3	6	2	75t	7/53
San Francisco	3	102	60	745	58.8	6	5	48	6/39
Seattle	2	60	37	414	61.7	2	2	57t	2/12
Tampa Bay	1	23	14	149	60.9	2	0	23	0/0
Washington	3	102	53	579	52.0	4	3	33t	6/46
<b>TOTALS</b>	<b>126</b>	<b>4026</b>	<b>2329</b>	<b>30200</b>	<b>57.8</b>	<b>175</b>	<b>145</b>	<b>87t</b>	<b>281/2185</b>



### 1984 GAME-BY-GAME PASSING

DATE	OPPONENT	ATT.	COMP.	YDS.	PCT.	TD	INT.	LG	TKLD	W/L
9/2	L.A. RAIDERS	29	12	201	41.4	2	0	51	5/45	L 14-24
9/9	INDIANAPOLIS	43	23	365	53.5	0	0	30	4/22	L 21-35
9/16	at San Diego	31	11	212	35.5	1	0	75	3/25	L 14-31
9/23	at Atlanta	28	17	208	60.7	1	1	26	4/21	L 10-42
9/30	NEW ORLEANS	8	3	36	37.5	0	2	21	3/23	L 10-27
10/7	at Cincinnati	33	15	181	45.5	0	0	20	4/31	L 3-13
10/14	at Miami	28	19	170	67.9	1	1	28	1/14	L 10-28
10/21	SAN FRAN.	33	25	356	75.8	2	2	45	2/6	L 21-34
10/28	CINCINNATI	18	11	196	61.1	0	2	76	3/26	L 13-31
11/4	at Pittsburgh	20	10	133	50.0	0	0	24	5/48	L 7-35
11/11	at Kansas City	26	19	180	73.1	1	0	25	5/40	W 17-16
11/18	N.Y. JETS	28	20	207	71.4	3	0	26	1/8	W 31-20
11/25	at Cleveland	20	9	84	45.0	0	2	15	4/46	L 10-27
12/2	PITTSBURGH	45	27	303	60.0	1	3	31	0/0	W 23-20
12/9	at L.A. Rams	29	19	200	65.5	0	1	28	3/16	L 16-27
12/16	CLEVELAND	31	19	306	61.1	0	0	47	0/0	L 20-27

### 1985 GAME-BY-GAME PASSING

DATE	OPPONENT	ATT.	COMP.	YDS.	PCT.	TD	INT.	LG	TKLD	W/L
9/8	MIAMI	17	12	270	70.6	1	1	80t	3/40	W 26-23
9/15	at Washington	28	12	137	42.9	1	0	25	4/30	L 13-16
9/22	at Pittsburgh	18	10	92	55.6	0	1	23	3/17	L 0-20
9/29	DALLAS	26	11	215	42.3	1	4	57t	12/82	L 10-17
10/6	at Denver	17	8	122	47.1	1	0	67t	4/36	L 20-31
10/13	CLEVELAND	23	14	97	60.1	0	1	17	5/28	L 6-21
10/20	CINCINNATI	31	20	266	64.5	2	0	52	0/0	W 44-27
10/27	at St. Louis	30	14	187	46.7	1	2	37	2/16	W 20-10
11/3	KANSAS CITY	35	24	255	68.6	2	1	24	2/14	W 23-10
11/10	at Buffalo	14	3	22	21.4	0	3	12	0/0	L 0-20
11/17	PITTSBURGH	3	2	13	66.7	0	0	9	1/15	L 7-30
11/24	SAN DIEGO	—	—	—	—	—	—	—	—	W 37-35
12/1	at Cincinnati	—	—	—	—	—	—	—	—	L 27-45
12/8	N.Y. GIANTS	47	26	330	55.3	2	2	47	3/32	L 14-35
12/15	at Cleveland	48	22	339	45.8	2	2	37	4/36	L 21-28
12/22	at Indianapolis	40	22	364	55.0	2	2	40t	3/19	L 16-34

### 1986 GAME-BY-GAME PASSING

DATE	OPPONENT	ATT.	COMP.	YDS.	PCT.	TD	INT.	LG	TKLD	W/L
9/7	at Green Bay	21	14	218	66.7	2	1	44	0/0	W 31-3
9/14	CLEVELAND	31	22	264	71.0	1	3	28	0/0	L 20-23
9/21	at Kansas City	40	18	229	45.0	0	2	34	7/42	L 13-27
9/28	PITTSBURGH	42	22	237	52.4	1	1	35	6/37	L 16-22
10/5	at Detroit	38	21	398	55.3	1	3	81	0/0	L 13-24
10/12	CHICAGO	29	12	204	41.4	1	1	28	5/49	L 7-20
10/19	at Cincinnati	24	14	181	58.3	1	2	43	2/26	L 28-31
10/26	L.A. RAIDERS	46	18	304	39.1	0	4	46	6/51	L 17-28
11/2	at Miami	8	5	45	62.5	0	1	10	2/20	L 7-28
11/9	CINCINNATI	44	25	310	56.8	1	0	45	1/13	W 32-28
11/16	at Pittsburgh	41	22	249	53.7	1	2	33	5/29	L 10-21
11/23	INDIANAPOLIS	35	22	294	62.9	3	2	35	1/9	W 31-17
11/30	at Cleveland	23	5	68	21.7	0	4	24	2/19	L 10-13
12/7	at San Diego	—	—	—	—	—	—	—	—	L 0-27
12/14	MINNESOTA	37	22	280	59.5	1	0	48	2/21	W 23-10
12/21	BUFFALO	29	14	208	48.3	0	0	36	2/17	W 16-7

### 1987 GAME-BY-GAME PASSING

DATE	OPPONENT	ATT.	COMP.	YDS.	PCT.	TD	INT.	LG	TKLD	W/L
9/13	L.A. RAMS	43	21	310	48.8	2	2	59	2/23	W 20-16
9/20	at Buffalo	27	13	142	48.1	2	1	25	1/12	L 30-34
10/4	at Denver	—	—	—	—	—	—	—	—	W 40-10
10/11	at Cleveland	—	—	—	—	—	—	—	—	W 15-10
10/18	NEW ENG.	—	—	—	—	—	—	—	—	L 9-21
10/25	ATLANTA	34	15	242	44.1	3	2	41	1/8	W 37-33
11/1	at Cincinnati	29	18	191	62.1	2	1	33	6/46	W 31-29
11/8	at San Fran.	36	17	198	47.2	2	3	48	1/12	L 20-27
11/15	at Pittsburgh	22	16	239	72.7	2	0	46	1/18	W 23-3
11/22	CLEVELAND	23	5	193	21.7	1	3	83	3/22	L 7-40
11/29	at Indianapolis	44	24	327	54.5	3	2	40	1/9	L 27-51
12/6	SAN DIEGO	24	13	186	54.2	0	1	25	1/2	W 33-18
12/13	at New Orleans	36	16	258	44.4	1	0	50	2/14	L 10-24
12/20	PITTSBURGH	25	12	240	48.0	2	1	52	3/19	W 24-16
12/27	CINCINNATI	25	14	280	56.0	1	2	53	3/13	W 21-17
1/3	SEATTLE*	32	21	273	65.6	1	1	29	2/14	W 23-20
1/10	at Denver*	43	24	264	55.8	1	2	24	0/0	L 10-34

\*Playoff game

### 1988 GAME-BY-GAME PASSING

DATE	OPPONENT	ATT.	COMP.	YDS.	PCT.	TD	INT.	LG	TKLD	W/L
9/4	at Indianapolis	15	11	137	73.3	0	0	55	3/23	W 17-14
9/11	L.A. RAIDERS	—	—	—	—	—	—	—	—	W 38-35
9/18	at N.Y. Jets	—	—	—	—	—	—	—	—	L 3-45
9/25	NEW ENG.	—	—	—	—	—	—	—	—	W 31-6
10/2	at Philadelphia	—	—	—	—	—	—	—	—	L 23-32
10/9	KANSAS CITY	—	—	—	—	—	—	—	—	W 7-6
10/16	at Pittsburgh	19	11	174	57.9	2	0	43t	0/0	W 34-14
10/23	at Cincinnati	32	13	158	40.6	2	2	23	4/57	L 21-44
10/30	WASHINGTON	30	16	192	53.3	3	1	33t	1/8	W 41-17
11/7	CLEVELAND	17	11	182	64.7	1	0	42	0/0	W 24-17
11/13	at Seattle	22	13	182	59.1	1	1	57t	0/0	L 24-27
11/20	PHOENIX	31	17	266	54.8	3	0	50t	1/5	W 38-20
11/24	at Dallas	29	15	226	51.7	1	0	33	2/16	W 25-17
12/4	PITTSBURGH	39	19	269	48.7	1	3	29	0/0	L 34-37
12/11	CINCINNATI	25	14	254	56.0	2	1	42	1/5	W 41-6
12/18	at Cleveland	35	20	287	57.1	1	0	31	1/7	L 23-28
12/24	at Cleveland*	26	16	213	61.5	1	3	35	1/8	W 24-23
1/1	at Buffalo*	33	17	240	51.5	0	1	29	2/14	L 10-17

\*Playoff game

### 1989 GAME-BY-GAME PASSING

DATE	OPPONENT	ATT.	COMP.	YDS.	PCT.	TD	INT.	LG	TKLD	W/L
9/10	at Minnesota	20	8	69	40.0	0	1	23	7/44	L 7-38
9/17	at San Diego	35	21	235	60.0	2	0	27	0/0	W 34-27
9/24	BUFFALO	42	28	338	66.7	1	2	48	3/27	L 41-47
10/1	MIAMI	23	19	254	82.6	2	0	42	2/13	W 39-7
10/8	at New Eng.	29	14	227	48.3	1	2	48	3/25	L 13-23
10/15	at Chicago	26	16	317	61.5	2	2	47	0/0	W 33-28
10/22	PITTSBURGH	29	17	229	58.6	3	0	51t	0/0	W 27-0
10/29	at Cleveland	25	15	241	60.0	1	0	55	3/31	W 17-28
11/5	DETROIT	38	30	345	78.9	2	1	32	0/0	W 35-31
11/13	CINCINNATI	33	17	198	51.5	1	1	36	2/23	W 26-24
11/19	L.A. RAIDERS	30	20	249	66.7	2	1	42	0/0	W 23-7
11/26	at Kansas City	20	8	99	40.0	0	1	26	4/28	L 0-34
12/3	at Pittsburgh	20	12	171	60.0	2	0	37	3/27	W 23-16
12/10	TAMPA BAY	23	14	149	60.9	2	0	23	0/0	W 20-17
12/17	at Cincinnati	20	9	96	45.0	0	2	16	3/16	L 7-61
12/23	CLEVELAND	51	32	414	62.7	2	1	37	5/33	L 20-24
12/31	PITTSBURGH*	48	29	315	60.4	2	0	32	0/0	L 23-26

\*Playoff game

### 1990 GAME-BY-GAME PASSING

DATE	OPPONENT	ATT.	COMP.	YDS.	PCT.	TD	INT.	LG	TKLD	W/L
9/9	at Atlanta	52	31	397	59.6	4	2	80t	2/8	L 27-47
9/16	at Pittsburgh	48	24	284	50.0	0	4	24	4/26	L 9-20
9/23	INDIANAPOLIS	39	29	308	74.4	3	1	28	1/5	W 24-10
9/30	at San Diego	46	27	355	58.7	2	1	31	3/26	W 17-7
10/7	SAN FRAN.	33	18	191	54.5	2	0	30t	3/21	L 21-24
10/14	CINCINNATI	33	21	369	63.6	5	1	42t	0/0	W 48-17
10/21	NEW ORLEANS	37	23	202	62.2	1	0	19	0/0	W 23-10
10/28	N.Y. JETS	43	30	381	69.8	1	0	31	5/38	L 12-17
11/4	at L.A. Rams	43	26	343	60.5	1	2	47	1/10	L 13-17
11/18	at Cleveland	32	24	322	75.0	5	0	46t	5/38	W 35-23
11/26	BUFFALO	22	16	300	72.7	2	0	43	3/17	W 27-24
12/2	at Seattle	38	24	232	63.2	1	1	20	2/12	L 10-13
12/9	CLEVELAND	25	17	190	68.0	2	0	24	2/11	W 58-14
12/16	KANSAS CITY	45	27	527	60.0	3	0	87t	4/28	W 27-10
12/23	at Cincinnati	48	25	288	52.1	1	1	34	2/18	L 20-40
12/30	PITTSBURGH	—	—	—	—	—	—	—	—	W 34-14
1/6	at Cincinnati	—	—	—	—	—	—	—	—	L 14-41

\*Playoff game

### 1991 GAME-BY-GAME PASSING

DATE	OPPONENT	ATT.	COMP.	YDS.	PCT.	TD	INT.	LG	TKLD	W/L
9/1	L.A. RAIDERS	33	18	250	54.5	2	0	33	2/19	W 47-17
9/8	at Cincinnati	37	22	315	59.5	1	1	42	0/0	W 30-7
9/16	KANSAS CITY	38	29	233	76.3	1	0	19	1/6	W 17-7
9/22	at New England	44	20	268	45.5	2	2	40	0/0	L 20-24
10/6	DENVER	31	19	334	61.3	2	1	49	1/7	W 42-14
10/13	at N.Y. Jets	50	35	423	70.0	2	2	37t	1/14	W 23-20
10/20	at Miami	35	21	171	60.0	1	3	21	1/9	W 17-13
10/27	CINCINNATI	37	24	289	64.9	3	2	61t	1/5	W 35-3
11/3	at Washington	44	25	250	56.8	0	2	23	1/8	L 13-16
11/10	DALLAS	56	41	432	73.2	0	0	28	2/7	W 26-23
11/17	CLEVELAND	44	31	399	70.5	3	1	42	1/4	W 28-24
11/24	at Pittsburgh	48	24	324	50.0	2	5	35	2/17	L 14-26
12/2	PHILADEL.	46	24	262	52.2	0	0	24	4/36	L 6-13
12/8	PITTSBURGH	36	23	254	63.9	1	1	22	3/25	W 31-6
12/15	at Cleveland	40	26	250	65.0	2	1	44	1/3	W 17-14
12/21	at N.Y. Giants	36	22	236	61.1	1	0	23	2/14	L 20-24
12/29	N.Y. JETS*	40	28	271	70.0	2	1	35	4/39	W 17-10
1/4	at Denver*	36	27	325	75.0	3	1	49	0/0	L 24-26

\*Playoff game

### 1992 GAME-BY-GAME PASSING

DATE	OPPONENT	ATT.	COMP.	YDS.	PCT.	TD	INT.	LG	TKLD	W/L
9/6	PITTSBURGH	45	29	330	64.4	2	5	47	0/0	L 24-29
9/13	at Indianapolis	39	29	361	74.4	2	0	69t	2/11	W 20-10
9/20	KANSAS CITY	28	19	279	67.9	2	2	31	2/14	W 23-20
9/27	SAN DIEGO	28	17	175	60.7	1	0	33	0/0	W 27-0
10/11	at Cincinnati	32	21	216	65.6	5	2	27	0/0	W 38-24
10/18	at Denver	39	23	321	59.0	2	1	72	4/23	L 21-27
10/25	CINCINNATI	40	27	342	67.5	2	1	47	2/10	W 26-10
11/1	at Pittsburgh	19	13	104	68.4	0	0	17	1/6	L 20-21
11/8	CLEVELAND	25	12	70	48.0	0	0	20	0/0	L 14-24
11/15	at Minnesota	38	28	243	73.7	1	1	19	5/41	W 17-13
11/22	at Miami	—	—	—	—	—	—	—	—	L 16-19
11/26	at Detroit	—	—	—	—	—	—	—	—	W 24-21
12/7	CHICAGO	—	—	—	—	—	—	—	—	W 24-7
12/13	GREEN BAY	—	—	—	—	—	—	—	—	L 14-16
12/20	at Cleveland	—	—	—	—	—	—	—	—	W 17-14
12/27	BUFFALO	13	6	80	46.2	1	0	21	0/0	W 27-3
1/3	at Buffalo*	50	36	371	72.0	4	2	32	4/24	L 38-41

\*Playoff game

## NFL SINGLE-SEASON PASSING YARDAGE LEADERS

YEAR	PLAYER	YARDS
1. 1984	Dan Marino, Miami	5,084
2. 1981	Dan Fouts, San Diego	4,802
3. 1986	Dan Marino, Miami	4,746
4. 1980	Dan Fouts, San Diego	4,715
<b>5. 1991</b>	<b>Warren Moon, Houston</b>	<b>4,690</b>
<b>6. 1990</b>	<b>Warren Moon, Houston</b>	<b>4,689</b>

## TOP FIVE PASSING YARDAGE GAMES IN NFL HISTORY

PLAYER	ATT-COM	YARDS	TDs	RESULT/ OPPONENT	DATE
Norm Van Brocklin, Rams	41-27	554	5	Won vs. N.Y. Yanks	9/28/51
<b>WARREN MOON, OILERS</b>	<b>45-27</b>	<b>527</b>	<b>3</b>	<b>Won vs. K.C. Chiefs</b>	<b>12/16/90</b>
Dan Marino, Dolphins	60-35	521	3	Lost vs. N.Y. Jets	10/23/88
Phil Simms, Giants	62-40	513	1	Lost vs. Cin.	10/13/85
Vince Ferragamo, Rams	46-30	509	3	Lost vs. Chi.	12/26/82

## MOON VS. HALL OF FAME QUARTERBACKS

(Comparing Warren Moon's first nine seasons with the first nine years of the 17 quarterbacks in the Pro Football Hall of Fame)

PLAYER	ATT.	COMP.	YDS.	PCT.	TD	INT.	RATE
<b>MOON, WARREN</b>	<b>4026</b>	<b>2329</b>	<b>30200</b>	<b>57.8</b>	<b>175</b>	<b>145</b>	<b>81.0</b>
Baugh, Sammy	1557	889	10897	57.1	94	105	70.9
Blanda, George	981	443	5917	45.2	48	70	51.5
Bradshaw, Terry	2387	1295	16194	54.3	121	138	68.4
Dawson, Len	1366	762	10493	55.8	108	73	84.7
Graham, Otto	2441	1366	21863	56.0	159	127	86.1
Griese, Bob	2205	1199	16002	54.4	128	116	75.1
Jurgensen, Sonny	1848	999	14940	54.1	115	102	78.6
Layne, Bobby	2339	1146	16398	49.0	123	148	63.4
Luckman, Sid	1494	780	14216	52.2	124	106	83.4
Namath, Joe	2738	1374	21065	50.2	131	149	69.3
Starr, Bart	1818	952	13374	52.4	81	79	73.2
Staubach, Roger	2084	1187	15924	57.0	101	82	81.2
Tarkenton, Fran	3022	1638	23140	54.2	186	134	66.1
Tittle, Y.A.	2274	1229	16982	54.0	110	132	70.2
Unitas, John	2926	1568	23658	53.6	186	131	83.0
Van Brocklin, Norm	1897	1011	16114	53.3	118	127	74.8
Waterfield, Bob	1617	813	11849	50.3	98	127	62.0

Baugh (Washington, 1937-45), Blanda (Chicago, Balt., 1949-57), Bradshaw (Pittsburgh, 1970-78), Dawson (Pitt., Clev., Dal., K.C., 1957-65), Graham (Cleveland, 1946-54), Griese (Miami, 1967-75), Jurgensen (Philadelphia, 1957-65), Layne (Chi., N.Y., Det., 1948-56), Luckman (Chicago, 1939-47), Namath (N.Y. Jets, 1965-73), Starr (Green Bay 1956-64), Staubach (Dallas, 1969-77), Tarkenton (Minnesota, 1961-69), Tittle (Balt., S.F., 1948-56), Unitas (Baltimore, 1956-64), Van Brocklin (Los Angeles, 1949-57), Waterfield (Clev., Los Angeles, 1945-52).

## MIKE MUNCHAK

Guard



# 63

Height.....6-3  
 Weight.....284  
 Born.....3/5/60  
 College.....Penn State  
 How Acq.....DI, 1982  
 NFL.....12th Year



**1992:** Maintained all-pro level of play in 11th season...Selected to play in eighth (6th as starter) Pro Bowl which tied Elvin Bethéa's team record...Also earned Pro Football Weekly First Team All-AFC and Col-

lege and Pro Football Newsweekly Second Team All-Pro honors...Played in 15 games with 14 starts at left guard...Helped offense tie for seventh in NFL in fewest sacks allowed per game (2.0) while ranking second in average gain per rush (4.6)...Also helped team complete third straight year with NFL's top passing attack while also rating among league's top three offenses for third consecutive season...Was factor in Houston generating over 400 yards of offense in five of season's first seven games...Line did not permit a sack in four of first nine contests...In 27-0 shutout of Chargers (9/27), left game on second play due to back spasms...Because of that back problem, missed only game of season in 38-24 victory at Cincinnati (10/11), and saw only limited action (did not start) in following week's 27-21 loss at Denver (10/18)...Played only first half of loss at Miami (11/22) and first quarter of win at Detroit (11/26) due to back injury (was replaced by John Flannery in both games)...Started playoff loss at Buffalo (1/3/93) but left game in fourth quarter because of shoulder problem (replaced by Flannery).

**PRO:** One of the premier guards in the National Football League, was selected to NFL's "Team of the Decade" for the 1980's...Also was chosen in 1989 to Oilers' 30th Anniversary "Dream Team"...After playing first game in '93, will become only third Oiler to play in 12 seasons (Elvin Bethea's 16, Gregg Bingham's 12)...Entering 1993 season, had 146 games played as an Oiler which ranked fifth on club's all-time list...Has started every non-strike game in seven of 11 league campaigns...**1991:** Started 13 games at left guard, missing first non-strike games since 1986...Despite missing three games due to knee problems, earned seventh Pro Bowl berth (5th as starter)...Other honors included First Team All-Pro accolades from AP, PFWA, Pro Football Weekly, NEA, Football Digest, and College and Pro Football Newsweekly; and First Team All-AFC recognition from UPI, Pro Football Weekly, and Football News...Was major factor in Oilers leading NFL in passing (288.8 yds. per game), finishing second in total offense (374.2), and fourth in scoring (24.1)...Member of offensive line that ranked second in NFL in percentage of QB sacks allowed (3.6) and was second in AFC (T-4th NFL) in total sacks allowed (24)...Also helped team again finish among league's top ten in average gain per rush (4.1)...In 17-7 Monday night win over Chiefs (9/16), suffered second quarter knee injury and was replaced by Doug Dawson...Underwent MRI (9/17), then had arthroscope to repair meniscus damage (9/18)...Had string of 59 straight starts (63 non-strike) snapped in following week's loss at New England (9/22)...Dressed but did not play in subsequent wins over Broncos (10/6) and Jets (10/13), but returned to starting lineup for 17-13 triumph at Miami (10/20)...Helped Oilers break 30-year-old team record with 553 yards of offense in 26-23 OT win over Dallas (11/10)...Started in Houston's playoff games against Jets and Broncos...**1990:** Started all 16 games and teamed with fellow Pro Bowler Bruce Matthews to form best guard tandem in NFL...Honors included AFC Pro Bowl (starter), AP Second Team All-Pro, Football News First Team All-AFC, UPI Second Team All-AFC, and CBS' All-Madden team...Was Oilers' recipient of annual Ed Block Memorial Courage Award that symbolizes "a player's courage in the pursuit of professional excellence"...Was one of key reasons for Oilers leading NFL in total offense (388.9 per game) and passing offense (300.3) while finishing second in points scored (25.3)...Helped Houston rack up over 400 yards in eight of 16 games...Played important role as team scored club-record 58 points against Browns (12/9), and gained highest yardage output in 280 games (563) versus Chiefs (12/16)...Started at LG in playoff loss at Cincinnati (1/6/91)...**1989:** Was team's starter in all 16 games at LG...Honors included fifth Pro Bowl selection, PFWA First Team All-NFL, NEA First Team All-NFL, Pro Football Weekly First Team All-NFL (also First Team All-AFC), AP Second Team All-Pro, and UPI First Team All-AFC...Was key component in line that did not allow a QB sack in six games, the most sackless games by the Oilers since 1978 (also 6)...Played in 100th NFL game in loss at Cincinnati (12/17)...Helped offense generate 483

yards, most in previous six years (498 vs. Packers, 9/4/83) in loss to Browns (12/23)...Was starter at left guard in post-season loss to Steelers (12/31)...Underwent elbow surgery during off-season...**1988:** Started all 16 games with honors including fourth Pro Bowl selection, World Almanac First Team All-Pro, AP Second Team All-Pro, and UPI Second Team All-AFC...Was prominent member of Oilers' offensive line that permitted just 24 QB sacks which tied for fourth fewest in NFL and was fewest allowed by Oilers since giving up 17 in 1978...Prior to playoff loss at Buffalo (1/1/89), Oilers had only allowed seven sacks in nine games...Helped Oilers decrease sacks allowed by 50% over last three seasons, from 48 in 1986 (3.0 per game) to 30 in '87 (2.0 per game) to 24 in '88 (1.5 per game)...Helped Houston's running game ranking in NFL improve from 19th in 1986 to 14th in '87 to fourth (tie) in '88...Started both playoff games...**1987:** Started all 12 non-strike contests and was named to virtually every all-star team including First Team All-NFL from AP, Sporting News, Pro Football Weekly, World Almanac/NEA, PFWA, and Football Digest...Also was named First Team All-AFC by UPI, Football News, and Pro Football Weekly...Received third selection to Pro Bowl and second as a starter...Was named by Pro Football Weekly as best guard in NFL...Finished third in national balloting for Miller Offensive Lineman of the Year...Started both playoff games in which line allowed just two sacks...**1986:** Started first six games of season, scoring first NFL touchdown against Cleveland (9/14) on one-yard fumble recovery following bobble by Larry Moriarty...In game versus Bears (10/12), suffered severe sprain of medial collateral knee ligaments while blocking William Perry...Was placed on injured reserve two days later and remained there for duration of season...Injury broke streak of 53 consecutive starts...**1985:** Started all 16 games for Oilers, achieving highest honor by being voted by peers as a starter for AFC in Pro Bowl...Received several other honors including Football Digest First Team All-NFL, AP Second Team All-Pro, NEA Second Team All-NFL, Football News First Team All-AFC, and UPI Second Team All-AFC...**1984:** After starting all 16 games, was chosen First Team All-AFC by Pro Football Weekly, Second Team All-NFL by NEA, and Second Team All-AFC by UPI...Also was selected to AFC roster for Pro Bowl...Almost missed beginning of season after undergoing arthroscopic knee surgery during training camp, but was in opening day lineup...**1983:** Started all 16 contests in first season of emergence as one of league's top linemen...**1982:** As a rookie, won starting left guard spot in training camp, but suffered broken left ankle in first game following players' strike versus Pittsburgh (11/21)...Returned to play in season's final two games...Was the first of three consecutive picks invested by Oilers in offensive linemen (Bruce Matthews in '83, Dean Steinkuhler in '84) with first round selections...Was first offensive lineman taken in entire 1982 draft (8th overall).

**COLLEGE:** Had outstanding career at Penn State...Played both tackle and guard during Nittany Lion tenure, but started every game of **senior** season at guard...Teamed with Sean Farrell to give Penn State two of top offensive linemen in the country...Was eligible to play for Nittany Lions in 1982 (had been redshirted in 1980), but receipt of college degree permitted coming out for '82 draft...Senior honors included being named to virtually every All-America team...Was also a participant in Olympia Gold Bowl...Holds B.S. in business logistics.

**PERSONAL:** Married to Marci (5/14/83), couple resides in Sugar Land, Texas with daughters Alexandria (8/13/86) and Julie (4/12/88)...Along with teammates Bruce Matthews and Doug Dawson, owns Snapple distributorship for Houston and Dallas areas...Is a prominent investor in eight Gold's Gym franchises (five in Houston, three in Dallas)...Is a member of the Board of Directors for Big Brothers/Big Sisters...Has been an active Big Brother for seven years...Also has done extensive work for Leukemia Society...Was Oilers' Traveler's NFL Man of the Year nominee in 1990...Starred with Bruce Matthews in 1991 national United Way TV spot...Lists favorite movie as "It's a Wonderful Life," favorite TV shows as "Seinfeld" and "Cheers," and favorite record-

ing artists as Bruce Springsteen and Neil Diamond...Attended Scranton (Pa.) Central High School, lettering in football, basketball, and track...Did not play offensive line until college, starring at fullback and defensive end as a high schooler...Full name is Michael Anthony Munchak, born March 5, 1960 in Scranton, Pennsylvania.

### NFL STATISTICS

**GAMES/STARTS:** 1982: 4/3, 1983: 16/16, 1984: 16/16, 1985: 16/16, 1986: 6/6, 1987: 12/12, 1988: 16/16, 1989: 16/16, 1990: 16/16, 1991: 13/13, 1992: 15/14. **11-YEAR TOTALS: 146-144 (P-9/9)**

### ADDITIONAL STATS

**Touchdown:** 1 yd. fumble rec. vs. Cleveland 9/14/86

## ERIK NORGARD

Center/Guard

**64**

**Height**.....6-1  
**Weight**.....282  
**Born**.....11/4/65  
**College**.....Colorado  
**How Acq.**.....FA, 1990  
**NFL**.....4th Year



**1992:** Appeared in 15 regular season games as reserve lineman and special teamer...Actually was waived by Oilers on final cut-down (8/31) before being re-signed (9/11) following first game...Primary action as lineman came in games against Chargers (9/27), Bengals (10/11), and Browns (12/20)...In that 17-14 come-from-behind win at Cleveland, replaced Doug Dawson at RG and had key block on RB Lorenzo White's 65-yard reception that set up last-minute winning TD...Played on special teams in post-season loss at Buffalo (1/3/93).

**PRO:** Has demonstrated toughness and versatility on offensive line...Can play either center or guard...Effective pass blocker with quick feet...**1991:** Spent entire season on injured reserve (on 8/29) due to shoulder injury...Spent spring playing for San Antonio Riders in World League...Started all ten WL games at center as Riders led league in rushing...**1990:** Saw action in all 16 games, being utilized at center, guard, and on special teams...Was used at fullback in Oilers' short-yardage "Bumble" offense and contributed key block on Lorenzo White's one-yard TD in 20-9 loss at Pittsburgh (9/16)...Also lined up at FB in "Bumble" in games against San Francisco (10/7) and New Orleans (10/21)...Made first NFL appearance on offensive line (at RG) in fourth quarter of 48-17 rout of Bengals (10/14)...Got almost a half of playing time at center in 58-14 triumph over Cleveland (12/9), then again relieved Jay Pennison at C late in 40-20 loss at Cincinnati (12/23)...Made first post-season appearance (on special teams) in 41-14 loss to Bengals (1/6/91)...**1989:** Was not drafted and signed with Oilers as free agent...Spent season on club's developmental squad.

**COLLEGE:** Played first two seasons at Western Washington University before transferring to Colorado...Was two-year starter for Buffaloes...As a **senior**, honors included UPI First Team All-Big Eight, AP Second Team All-Big Eight, and AP Third Team All-America...Did not get called for penalty during entire season...**Junior** accolades included Honorable Mention All-Big Eight mention...Was a starter as **sophomore** at WWU and saw significant playing time as a **fresh-**

**man...**Holds B.A. in communications.

**PERSONAL:** Married to Lisa (4/28/90), couple resides in The Woodlands, Texas...Spent this past off-season writing a novel...Spends considerable time working in "Just Say No to Drugs" and D.A.R.E. campaign with area youngsters...Also does volunteer work for Fellowship of Christian Athletes...Hobbies include skiing, gardening, and playing golf...As another hobby, breeds English bulldogs...Lists favorite movie as "One Flew Over the Cuckoo's Nest," favorite TV shows as "Coach" and "Home Improvement," and favorite book as "Vampire Chronicles"...Enjoys listening to Stevie Ray Vaughn and Jimi Hendrix...Attended Arlington (Wash.) High School, lettering in football, basketball, and track...Full name is Erik Christian Norgard, born November 4, 1965 in Bellevue, Washington.

### NFL STATISTICS

**GAMES/STARTS:** 1990: 16/0, 1991: IR, 1992: 15/0. **2-YEAR TOTALS:** 31/0 (P-2/0)

## BO ORLANDO

**Safety**



# 26

**Height**.....5-10  
**Weight**.....180  
**Born**.....4/3/66  
**College**.....West Virginia  
**How Acq.**.....FA, 1990  
**NFL**.....4th Year



**1992:** Had injury-plagued season, appearing in just six games with one start...Statistically, had five tackles (2, 3) as safety and one solo on special teams...Also had pair of passes defended...Missed portion of training camp after contract holdout (signed 8/11)...Entered season as starting free safety and had five tackles in opening day 29-24 loss to Steelers (9/6)...Suffered knee injury during practice prior to second game and was placed on injured reserve (9/11)...Remained on IR but counted on practice squad upon availability to begin practice (11/12)...Activated from IR (11/24) following leg injury to LB Lamar Lathon...First game back came in 24-21 Thanksgiving Day win at Detroit (11/26). ..Played mostly on special teams for remainder of season...Did appear as special teamer in post-season loss at Buffalo (1/3/93).

**PRO:** Enthusiastic, hard-working player who is aggressive hitter for size ...Has good knowledge of game, has played both safety and cornerback...**1991:** Despite being fourth string at one point on team's training camp depth chart, won starting free safety job and started in a! 16 games...Ended up eighth on team's tackle chart with 56 (35, 2<sup>1</sup>) to go along with three solos on special teams...Also tied for second on team (with Bubba McDowell) in interceptions with four, tied for fourth in fumble recoveries with two, and tied for fifth in passes defended with seven...All four interceptions came in successive games in weeks #12-15...First NFL start came in 47-17 opening-day win over Raiders (9/1)...In 42-14 besting of Broncos (10/6), blocked a Mike Horan punt on opening series that was recovered for TD by McDowell...Had a fumble recovery (forced by LB Lamar Lathon) and batted Dan Marino pass into hands of McDowell at Houston goal line in 17-13 road edging of Dolphins (10/20)...Got first NFL interception off Neil O'Donnell pass in 26-14 loss at Pittsburgh (11/24), then had pick-off (personal-best 18-yd. return) and five tackles in following



week's 13-6 loss to Philadelphia (12/2)...Notched an interception and a fumble recovery (forced by LB Al Smith) in 31-6 division-clinching win over Steelers (12/8)...As Houston won at Cleveland 17-14 (12/15), intercepted pass in fourth consecutive game to tie for second best such streak in team history (Pete Jaquess had 5 in 1964)...In regular season finale versus Giants (12/21), chipped in with career-best ten tackles (8, 2)...Started both playoff games and was fifth on club with nine tackles (6,3) plus an ST solo...In 17-10 wild card win over Jets (12/29), had interception while also teaming with Smith for key tackle of Freeman McNeil on fourth-and-inches on Oiler goal line...Had four tackles versus Jets and five hits plus a forced fumble in playoff loss at Denver (1/4/92)...**1990:** Played in all 16 games, seeing action on special teams and in some nickel packages...As DB, had just three tackles (1, 2), but ranked fourth on club with 13 special teams tackles (10, 3)...Made first NFL appearance at safety replacing Terry Kinard (thumb) in 24-10 win over Indianapolis (9/23)...Had pair of ST tackles against both 49ers (10/7) and Saints (10/21)...Had two tackles from safety spot in 35-23 win at Cleveland (11/18)...Had an ST solo in play-off loss at Cincinnati (1/6/91)...Had re-signed with Oilers (4/17) after Houston's developmental squad contract rights expired after '89 season...**1989:** Spent season on Oilers' developmental squad...Drafted by Oilers in sixth round (156th overall) in 1989.

**COLLEGE:** Four-year West Virginia totals included 173 total tackles (118,55), plus five interceptions (2 TDs), two fumble recoveries, and a forced fumble...As a **senior**, finished with 57 total stops (44, 13) and a career-high three pick-offs while serving as Mountaineers' co-captain...Honors included NEA First Team All-America, College and Pro Football Newsweekly Second Team All-America, AP Honorable Mention All-America, and First Team All-East Independent...Won WVU's "Gridiron Gladiator Award" along with '89 Oiler draft choice Brian Smider...Helped Mountaineers finish as nation's 13th best pass defense (146.9 yds. per game)...Returned an interception 56 yards for TD versus Maryland...Had season-high 13 tackles against East Carolina and also notched 11 plus a pass theft in game with Rutgers...Shifted from strong safety to free safety for Fiesta Bowl against Notre Dame...In **junior** campaign, racked up career-bests in solos (56), assists (27), total tackles (83), and tackles for losses (5) while starting every game at SS...Set a WVU home record with 84-yard interception return for TD versus East Carolina...As a **sophomore**, saw action in nine games with one start, finishing with 18 tackles (10, 8)...In **freshman** season of 1985, was a top special teamer for WVU...Ended up with 15 tackles (8, 7), an interception and a blocked kick...Was red-shirted in 1984...Majored in sports management.

**PERSONAL:** Married to Mary (5/7/88), couple now lives year-round in Houston with son Joseph (7/26/90) and daughter Gabrielle (10/30/91)...Spent off-season working towards college degree...Has worked as a volunteer at a children's hospital and also donates time to Ronald McDonald House...Hobbies include playing golf and spending time with his children...Lists favorite movie as "Scent of a Woman," favorite TV show as "Knotts Landing," and favorite book as "Wise Guy"...Enjoys listening to Bobbie Brown...Attended Berwick (Pa.) High School, lettering in football, track, baseball, and basketball...Was All-America selection as QB and DB in H.S....Full name is Joseph John Orlando, born April 3, 1966 in Berwick, Pennsylvania.

## NFL STATISTICS

YEAR	TEAM	G-S	TACK.	ASST.	TOTAL.	FUM. FUM.			YDS
						REC.	FOR.	INT.	
1990	Houston	16-0	11	5	16	0	0	0	0
1991	Houston	16-16	38	21	59	2	0	4	18
1992	Houston	6-1	3	3	6	0	0	0	0
<b>3-YEAR TOTALS</b>		<b>38-17</b>	<b>52</b>	<b>29</b>	<b>81</b>	<b>2</b>	<b>0</b>	<b>4</b>	<b>18</b>
<b>PLAYOFFS</b>		<b>4-2</b>	<b>9</b>	<b>3</b>	<b>12</b>	<b>0</b>	<b>1</b>	<b>1</b>	<b>0</b>

## ADDITIONAL STATS

**Passes Defensed:** 7 in 1991, 2 in 1992 for total of 9 (p-total of 1)

**Blocked Punt:** vs. Denver 10/6/91

# STAN PETRY

**Cornerback/Safety**



# 21

**Height** .....5-0  
**Weight** .....181  
**Born** .....8/14/66  
**College** .....TCU  
**How Acq.** .....FA, 1993  
**NFL** .....4th Year



**1992:** Signed by the Oilers as a free agent this past May 5...Was with Saints in '92 pre-season but was waived prior to start of regular season (8/25)...Did not play in any regular season games last year.

**PRO:** Has good speed, good coverage ability, and is capable special teamer...Played for Kansas City from 1989-91, then was picked up by New Orleans during '91 campaign...**1991:** Played first two games of season for Chiefs and contributed one tackle before being waived (9/10)...Following season-ending injury to Toi Cook, was signed by New Orleans (12/9)...Against Cardinals (12/22), notched two tackles, an interception, and pair of passes defensed...Saw action in playoff loss to Atlanta (12/28)...**1990:** Played in all 16 games with two starts at CB (vs. Lions 10/14, Oilers 12/16) for Chiefs...Totaled 12 tackles (9, 3) as CB plus nine (6, 3) on special teams, three interceptions (T-2nd on team), and four passes defensed...In 17-3 win over Packers (9/23), got first career interception (on Don Majkowski pass) and returned it 33 yards for a TD...Other pickoffs came against Detroit's Bob Gagliano (10/14) and San Diego's Billy Joe Tolliver (11/18)...Appeared in playoff loss at Miami (1/5/91) and had one tackle...**1989:** As a rookie, saw action in all 16 contests and had eight tackles (6, 2) as a CB plus 11 on special teams (10, 1)...Also added four pass breakups and a half-sack...Versus Houston, deflected a Greg Montgomery punt that officially traveled 15 yards and set up K.C. FG...Drafted by Chiefs in fourth round (88th overall) in 1989.

**COLLEGE:** Four-year TCU statistics included 37 tackles (24, 13), five interceptions, five passes defensed, and a fumble recovery...Also returned six punts for 67 yards (11.2 avg.)...Played CB, S, and WR during Horned Frog career...As a **senior**, started first eight games at CB before suffering season-ending broken foot...Finished with 23 tackles, four pickoffs, and a fumble recovery...Also blocked a punt in 49-12 win over Bowling Green...Had season-high seven tackles plus an interception in 24-14 victory over Baylor...In **junior** season, earned letter for TCU but did not record any tackles...Missed final five games of **sophomore** season due to broken finger...Was team's nickel back for first six contests and contributed 14 stops (9, 5)...Only interception came in 48-31 besting of Tulane...Had shifted to defen-

sive back during spring practice prior to season...Was primarily a kick returner and reserve wide receiver as a **freshman**...Brought back 14 kickoffs for 228 yards (16.3 avg.) and five punts for 61 yards (12.2 avg.)...Majored in speech communications.

**PERSONAL:** Single, lives in Manuel, Texas during off-season...Has donated time to stay-in-school and anti-drug efforts...Manages a rap group called Yogi Boy...Hobbies include fishing and playing dominoes and cards...Lists favorite movie as "The Five Heartbeats," favorite TV show as "Martin," and favorite book as The Bible...Enjoys listening to Michael Jackson...Attended Willowridge High School in Sugar Land, Texas, lettering in football, basketball, and track...Played both QB and S in high school, earning all-state honors...Full name is Stanley Edward Petry, born August 14, 1966 in Alvin, Texas.

### NFL STATISTICS

YEAR	TEAM	G-S	TACK.	ASST.	TOTAL	INT.	YDS.
1989	Kansas City	16-0	16	3	19	0	0
1990	Kansas City	16-2	15	6	21	3	33
1991	K.C.-N.O.	4-0	3	0	3	1	4
<b>3-YEAR TOTALS</b>		<b>36-2</b>	<b>34</b>	<b>9</b>	<b>43</b>	<b>4</b>	<b>37</b>
<b>PLAYOFFS</b>		<b>2-0</b>	<b>1</b>	<b>0</b>	<b>1</b>	<b>0</b>	<b>0</b>

### ADDITIONAL STATS

**Passes Defensed:** 4 in 1989, 4 in 1990, 2 in 1991 for total of 10

**Touchdown:** 33-yd. interception ret. vs. Green Bay 9/23/90

**Sack:** .5 in 1989

## BUCKY RICHARDSON

Quarterback

7

Height.....6-1  
 Weight.....228  
 Born.....2/7/69  
 College.....Texas A&M  
 How Acq.....DB, 1992  
 NFL.....2nd Year



**1992:** Earned spot on roster with impressive performance in pre-season...Exceptional athlete with great competitiveness and leadership ability...Uniquely versatile player, was initially slated to get training camp look at quarterback, running back, defensive back, and on special teams...However, limited availability of quarterbacks in training camp forced concentration on just one position...In pre-season, completed 14 of 17 passes (82.4%) for 187 yards, one TD, and no interceptions...Led Oilers to winning TDs in successive pre-season games...Guide team on 75-yard fourth quarter drive and scored game-winner on one-yard run in 17-7 win at Detroit (8/8)...In 17-16 triumph at Dallas (8/15), entered game with 1:42 remaining and marched team 72 yards in six plays that included game-winning 22-yard pass to WR Wade Hopkins...That series featured much-publicized left-handed completion that kept drive alive...In regular season, appeared in seven games, primarily on special teams...Had one rush for -1 yard...Was on two-man inactive list for season's first five games...First regular season action came on kickoff return team in 27-21 loss at Denver (10/18)...With injury to Warren Moon, became backup QB and was taken off special teams for regular season's final six contests...Took first snap as QB in last play of 24-7 Monday night

win over Bears (12/7)...In 27-3 beating of Bills (12/27), took final four snaps but did not attempt a pass...Was on two-man inactive list for playoff loss at Buffalo (1/3/93)...Drafted by Oilers in eighth round (220th overall) in 1992.

**COLLEGE:** Four-year Aggie statistics included 196 completions (6th in school history) in 405 attempts (5th, 48.4%) for 3039 yards, 14 touchdowns, and 23 interceptions...Also rushed 370 times for 2095 yards (5.7 avg.) with 30 TDs (4th in school history)...Owns Southwest Conference record for rushing yards by a QB...With 5134 all-purpose yards, ranks fourth in that category on A&M's all-time list...In bowl games, connected on 11 of 20 throws for 218 yards and one TD while rushing 25 times for 215 yards and four TDs...As a **senior**, was named to several All-America teams and was named college football's Most Inspirational Player by one outlet...Was also consensus First Team All-SWC and placed tenth in Heisman Trophy voting...Played in East-West Shrine Game and Japan Bowl...Completed 79 of 156 passes (50.6%) for 1492 yards, eight TDs, and ten interceptions while also rushing 103 times for 448 yards and ten scores...Suffered foot sprain early in season-opener against Louisiana State and missed following contest versus Tulsa...Ran for 76 yards and three touchdowns in 37-14 win over Texas Tech...In 34-12 victory over Baylor, ran for two scores and caught a 38-yard TD pass on a flea-flicker to earn SWC Offensive Player of the Week honors...Threw for 231 yards and ran 18 times for 128 more with two TDs in 38-21 triumph over Rice...Top passing game of season came with 16 of 25 effort for 321 yards and pair of touchdowns (plus two rushing TDs) in 44-7 rout of TCU...Threw for three scores in 65-6 beating of SMU...Regained starting QB job in sixth game of **junior** campaign, finishing with 59 completions in 116 tries (50.9%) for 847 yards, four TDs, and eight pick-offs...Also gained 670 yards rushing on 97 carries (6.9 avg.) with eight scores...Passed for two scores and ran for two more in 28-24 edging of Texas Tech...As Aggies gained 680 yards in 65-14 Holiday Bowl win over BYU, passed for 203 yards (1 TD), ran for 119 more (2 TDs), and caught a 22-yard TD pass...Was redshirted in 1989 due to knee rehabilitation...Started first nine games as a **sophomore** and was accurate on 42 of 88 passes for 544 yards, one TD, and five pick-offs while running for 554 yards on 108 totes with nine scores...Suffered season-ending knee injury in game #10 against Texas and underwent reconstructive surgery (redshirted in 1989)...Rushed for pair of TDs in win over Texas Tech, and gained over 90 yards running in three other games...Was selected SWC Newcomer of the Year as a **freshman**, starting five contests and completing 16 of 45 passes for 156 yards and a score...Also ran for 423 yards on 62 carries (6.8 avg.) with three TDs...In first college game, ran for 102 yards on just five attempts including an 82-yard run in victory over Southern Mississippi...Was named MVP of 35-10 Cotton Bowl win over Notre Dame after running for 96 yards and two touchdowns...Holds B.S. in kinesiology.

**PERSONAL:** Spilt off-season between Houston and Baton Rouge...Hobbies include golf and water skiing..So popular in Texas, Oilers held post-draft press conference for him (despite eighth round selection) due to media demand...Lists favorite movie as "Basic Instinct," favorite TV show as "Cops," and favorite book as "Willie" (biography of Willie Nelson)...Enjoys listening to Bryan Adams...Attended Broadmoor High School in Baton Rouge, lettering in football, baseball, and basketball...Was First Team All-State football selection and also played on state championship basketball team...Legal name is John Powell Richardson, but was nicknamed Bucky by little league baseball coach...Born February 7, 1969 in Baton Rouge, Louisiana.


## NFL STATISTICS

YEAR	TEAM	G-S	ATT.	COMP.	YDS.
1992	Houston	7-0	0	0	0

## ADDITIONAL STATS

**Rushing:** 1 for -1 yd. in 1992

# TIM ROBERTS

<b>Def. Tackle</b>	<h1 style="font-size: 2em;">68</h1>	
	<p><b>Height</b>.....6-6  <b>Weight</b>.....318  <b>Born</b>.....4/14/69  <b>College</b>...Southern Miss.  <b>How Acq.</b>.....D5c. 1992  <b>NFL</b>.....2nd Year</p>	

**1992:** Showed tremendous potential in training camp to earn roster spot...Big, strong player who excels in stopping the run...Did not see action until regular season's final six games...Was on two-man inactive list for games #2-6 and #10, and dressed but did not play in games #1 and #7-9...First NFL action came in short yardage situations in 19-16 loss at Miami (11/22)...Got only tackle of season in 17-14 win at Cleveland (12/20)...Played in short yardage situations and on special teams in playoff loss at Buffalo (1/3/93)...Drafted by Oilers with third of three fifth round picks (136th overall) in 1992.

**COLLEGE:** Four-year statistics for Golden Eagles included 156 total tackles (93,63), and nine sacks...As a **senior**, contributed career-high 55 tackles (32, 23) plus five sacks...Played in Senior Bowl...Top tackle game of campaign came with 12 plus a sack against Tulsa...**Junior** totals showed 46 hits (26, 20) including ten for losses, plus four sacks...Started for most of the season at LDT...Credited with pair of sacks in 16-7 win over East Carolina...High tackle game came with seven against both Georgia and Auburn...Had 30 tackles (19, 11) as a **sophomore** with a season-high of five against Tulane...Played in nine games as a **freshman** with 15 stops including five versus Louisville...Was redshirted as incoming freshman...Holds B.S. in criminal justice.

**PERSONAL:** Single, spends off-season in Union City, Georgia...Plans on obtaining master's degree...Hobbies include reading, swimming, and playing chess...Lists favorite movie as "Lethal Weapon," favorite TV show as "A Different World," and favorite book as "The Color Purple"...Enjoys listening to Vanessa Williams...Attended Therrell High School in Atlanta, lettering in football (captain)...Full name is Timothy Roberts, born April 14, 1969 in Atlanta, Georgia.

## NFL STATISTICS

YEAR	TEAM	G-S	TACK.	ASST.	TOTAL
1992	Houston	6-0	1	0	1
	<b>PLAYOFFS</b>	1-0	0	0	0

# MARCUS ROBERTSON

Safety

31



Height.....5-11  
 Weight.....197  
 Born.....10/2/69  
 College.....Iowa State  
 How Acq. ....D4b, 1991  
 NFL.....3rd Year

**1992:** In just second NFL season, became starter at free safety following knee injury to Bo Orlando...At various times, also saw limited action at strong safety...Ended up playing in all 16 games and started final 14 while finishing fifth on team (3rd among DBs) with 71 tackles (39, 32)...Also added eight special teams hits (5, 3)...Other season stats included first career interception and six passes defended...Began season wearing special cast to protect broken hand...In 23-20 OT win over Chiefs (9/20), made first career start and had personal-best ten tackles (5, 5)...Collected first career interception (27-yd. return) off Boomer Esiason pass in 38-24 win at Cincinnati (10/11)...Shared team tackle lead (with DT Jeff Alm) with eight in 21-20 loss at Pittsburgh (11/1)...Paced team with ten tackles in regular season-ending 27-3 rout of Bills (12/27)...Got first playoff start in loss at Buffalo (1/3/93) and had six stops plus a special teams tackle.

**PRO:** Talented player with versatility to play either safety or cornerback...Entering 1993, consecutive starts streak stands at 14...**1991:** As a rookie got significant playing time as special teamer and defensive back in all of team's situational packages...Appeared in all 16 games and recorded 25 solos and five assists, plus three solos on special teams...Other statistics included a QB sack and two passes defended...In some specialty alignments, actually played linebacker for Oilers...In 24-20 loss at New England (9/22), racked up four solos and first career sack (on Hugh Millen)...Had season-best five solos in 16-13 OT loss at Washington (11/3)...Saw action in both playoff games and ranked tenth on club with six solos (plus an ST solo)...Had two solos in wild card win over Jets (12/29) and four in divisional loss at Denver (1/4/92)...Drafted by Oilers with second of two fourth round picks (102nd overall) in 1991.

**COLLEGE:** Four-year totals at Iowa State included 257 total hits (155, 102), six interceptions, 22 passes defended, nine forced fumbles, and five fumble recoveries...Also had 48 punt returns for 267 yards (5.6 avg.)...As a **senior**, despite missing final three games due to broken leg, still earned Honorable Mention All-America and Second Team All-Big Eight honors...As team captain, had 47 tackles (30, 17), three forced fumbles, and a pick-off...Had a forced fumble and a fumble recovery against both Kansas and Northern Iowa...Earned First Team All-Big Eight accolades as starting **junior** at LCB...Stats showed career highs in total tackles (89, 2nd on team), solos (56), assists (33), and passes defended (11) to go with three forced fumbles...Had 11 tackles and forced a fumble in game with Iowa and had matching number of hits versus Oklahoma...In **sophomore** season, was selected Honorable Mention All-Big Eight by league coaches...Started every game at left corner and had 70 tackles (41, 29) and led team with personal-high three pick-offs...Had season best nine tackles plus an interception against Colorado...Became a starter during **freshman** year and had 51 tackles (28,23) plus ten PRs for 67 yards...Had season-high eight tackles and first collegiate pick-off versus Nebraska...Was also member of ISU's indoor track team...Majored in industrial engineering.

**PERSONAL:** Married to Holly (6/27/92), couple splits off-season between Houston and Altadena, California...While in school, did work for Iowa Special Olympics...Hobbies include fishing and going to movies...Lists favorite movie as "Lethal Weapon 2," favorite TV show as "A Different World," and favorite book as the biography of Malcom X...Enjoys listening to Luther Vandross, Anita Baker, and Ice Cube...Attended Muir High School in Pasadena, lettering in football, track, basketball, and baseball...Was a member of 400-meter relay team that won California championship in state record time...Full name is Marcus Aaron Robertson, born October 2, 1969 in Pasadena, California

### NFL STATISTICS

YEAR	TEAM	G-S	TACK.	ASST.	TOTAL	INT.	YDS.	QB SACK
1991	Houston	16-0	28	5	33	0	0	1
1992	Houston	16-14	44	35	79	1	27	0
<b>2-YEAR TOTALS</b>		<b>32-14</b>	<b>72</b>	<b>40</b>	<b>112</b>	<b>1</b>	<b>27</b>	<b>1</b>
<b>PLAYOFFS</b>		<b>3-1</b>	<b>11</b>	<b>3</b>	<b>14</b>	<b>0</b>	<b>0</b>	<b>0</b>

### ADDITIONAL STATS

**Passes Defensed:** 2 in 1991, 6 in 1992 for total of 8

## EDDIE ROBINSON

Linebacker

# 50

Height.....6-1  
 Weight.....245  
 Born.....4/13/70  
 College...Alabama State  
 How Acq.....D2, 1992  
 NFL.....2nd Year



**1992:** Oilers' second round draft choice who was club's only rookie starter...At season's end, was one of only four NFL rookies starting at linebacker with others including Dallas' Robert Jones, Cincinnati's Ricardo McDonald, and Detroit's Tracy Scroggins...Earned College and Pro Football Newsweekly First Team All-Rookie honors...Played all 16 games with 11 starts at RLB...Ranked seventh on team with 54 tackles (33, 21) while also finishing sixth in special teams hits with ten (6, 4)...Also had one sack and pair of pass breakups...Saw significant action in season-opening 29-24 loss to Pittsburgh (9/6) due to ejection of Rick Graf...Assumed Johnny Meads' starting RLB spot with first career start in 38-24 triumph at Cincinnati (10/11)...Got first career sack in 24-7 Monday night besting of Bears (12/7)...In 16-14 loss to Green Bay (12/13), led team with career-best ten tackles (6, 4)...Had most important tackle of season with stop of Kevin Mack for no gain on clutch third-and-two play with two minutes remaining in 17-14 win at Cleveland...Notched eight tackles and a pass defensed in 27-3 win over Bills (12/27), then had three tackles in first playoff start at Buffalo (1/3/93).

**COLLEGE:** Originally, attended Alabama State on an academic scholarship, was shifted to linebacker after playing on the offensive line as a walk-on freshman...Three-year LB totals included 233 total tackles (128,105), 11 QB sacks, ten passes defensed, two fumble recoveries, and an interception...As a **senior**, was First Team All-Southwestern Athletic Conference selection while also being named SWAC Defensive Player of the Year...Also was AP I-AA First Team All-

America and Sheridan Black College First Team All-America pick...Contributed 77 total tackles (33, 44) to go with career-high 6.5 sacks...Also had a fumble recovery and two pass break-ups...Leader of run defense that ranked sixth in nation in Division 1-AA (104.1)...Racked up regular season-best 12 tackles in season-opening 28-27 win over Jackson State...Notched 11 stops including pair of sacks in 22-19 edging of Troy State...Helped defense limit Prairie View A&M to 69 total yards (-12 rushing) in 92-0 victory...Chipped in with ten hits for Hornets in Heritage Bowl victory...Greatly improved stock with outstanding all-star game play...Had 16 tackles and a forced fumble in Blue-Gray game, then registered eight hits in East-West Shrine Game...**Junior** honors included AP First Team All-America, Sheridan Black College Defensive Player of the Year, SWAC Defensive Player of the Year, and First Team All-SWAC...Was also SWAC All-Academic choice with 3.53 GPA...Statistically, led team with personal-high 89 tackles (46, 43) to go with 3.5 sacks, five passes defended, and an interception...In season-opener versus Samford, had 13 tackles (12 solos), then had ten (along with sack and interception) versus Mississippi Valley...**Sophomore** season marked first as an LB, earning Second Team All-SWAC accolades...Totaled 67 tackles (49, 18), a sack, and three passes defended...Top tackle game of campaign came with 12 versus Alcorn State...As a **freshman** walk-on, started at offensive tackle but also saw action at guard and center...Credited with four knockdown blocks...Holds B.S. in chemistry.

**PERSONAL:** Single, lives year-round in Houston...Father Eddie Sr. is an events and facilities coordinator at Superdome...Donates considerable time to giving anti-drug and stay-in-school speeches to elementary and junior high students...Hobbies include collecting football cards and tropical fish...Lists favorite movie as "Silence of the Lambs," favorite TV show as "Sanford and Son," and favorite book as "The Color Purple"...Enjoys listening to Bobby Bland...Attended Brother Martin High School in New Orleans, lettering in football and track...Was captain of football team and was named high school's Senior Athlete of the Year...Full name is Eddie Joseph Robinson, born April 13, 1970 in New Orleans, Louisiana.

### NFL STATISTICS

YEAR	TEAM	G-S	TACK.	ASST.	TOTAL	QB SACK
1992	Houston	16-11	39	25	54	1
<b>PLAYOFFS</b>		<b>1-1</b>	<b>1</b>	<b>2</b>	<b>3</b>	<b>0</b>

## EUGENE SEALE

**Linebacker**



# 53

**Height**.....5-10  
**Weight**.....260  
**Born**.....6/3/64  
**College**.....Lamar  
**How Acq.**.....FA, 1987  
**NFL**.....7th Year



**1992:** Due to injury, played fewest games since rookie year of 1987...Saw action in nine contests as special teamer and backup middle linebacker...Had five solos as LB and 11 tackles (7, 4) as special teamer...Marked first time in five years to not lead team in special



teams tackles...Suffered fractured leg (fibula) in pre-season opener versus Cowboys in Tokyo (8/2) and was eventually placed on injured reserve (9/2)...Missed regular season's first five games before being activated (10/15) following waiving of Corey Harris...Was on two-man inactive list for games #7 and 10 (vs. Bengals 10/25, vs. Vikings 11/15)...Contributed three ST tackles in 24-14 loss to Browns (11/8)...In 24-21 Thanksgiving Day win at Detroit (11/26), had pair of tackles of Barry Sanders in goal line situation...Had season-high four solos on special teams while also playing LB in short yardage situations in 17-14 triumph at Cleveland (12/20)...Notched one ST tackle in playoff loss at Buffalo (1/3/93)...Signed new three-year contract this past off-season (3/12/93).

**PRO:** One of team's hardest hitters, is top special teamer who has been capable backup at middle linebacker...Has led Oilers in special teams tackles in four of last five seasons...**1991:** Appeared in 15 games on special teams with limited action at linebacker...For fourth consecutive season, led Oilers in special teams tackles with 20 (17, 3)...Also added three solos and an assist as LB...Had pre-season arthroscopy on right knee (4/29) to repair lateral meniscus tear...In fourth quarter of 24-20 loss at New England (9/22), suffered knee sprain and did not return...Due to that knee problem, was on two-man inactive list for following game against Denver (10/6) which followed bye week...In 13-6 Monday night loss to Philadelphia (12/2), racked up four special teams tackles...Played final two defensive series at MLB and had two tackles plus pair of ST hits in 31-6 division-clinching victory over Steelers (12/8)...Played in both post-season games and notched one special teams tackle (vs. Denver 1/4/92)...**1990:** Saw action in 15 games and led team in special teams tackles with 19 (12, 7)...Split time with Erik Norgard at fullback in Oilers' goal-line "Bumble" offense...In kitchen accident (10/5) two days prior to loss to 49ers, suffered hand cuts that required 22 stitches...Had two ST tackles but incurred second half knee sprain in 48-17 win over Bengals (10/14)...Underwent arthroscopic knee surgery (11/5) on Monday of team's bye week, then was on two-man inactive list for following game at Cleveland (11/18)...Had one tackle in post-season loss at Cincinnati (1/6/91)...**1989:** Played 15 games with one start, seeing action at both linebacker and on ST...From LB spot, had 14 tackles (11, 3) while leading club in special teams tackles with 17 (12, 5)...Got first start since '87 in season-opening loss at Minnesota (9/10) in place of injured Al Smith (toe)...Played that game with special cast to protect fractured hand...Missed only game of season in win at Chicago (10/15, two man inactive)...Had three LB tackles plus three on ST in 35-31 trimming of Detroit (11/5)...Scored second career TD by recovering Lee Johnson's blocked punt (by Johnny Meads) in end zone in 26-24 Monday night win over Cincinnati (11/13)...Was ejected from game on opening kickoff in victory over Raiders (11/19)...In 20-17 edging of Tampa Bay (12/10), deflected a Chris Mohr punt that officially went two yards...In extensive LB action in loss at Cincinnati (12/17), had season-best four solos...**1988:** Appeared in all 16 games on special teams and at inside LB in some formations...As a LB, had 19 tackles (14, 5), a QB sack, and an interception and was also club's leading ST tackler with 19 solos...As special teamer, was named First Team All-NFL by Pro Football Weekly...Was only two-time winner of Oilers' special teams player of game award...Had two blocked punts as Houston tied then-NFL record for most blocked punts in a season with five...In loss at Philadelphia (10/2), blocked a John Teltschik punt (Oilers' 1st in 2 years) that was recovered by Cris Dishman for TD...Blocked a Harry Newsome punt that went out of the end zone for safety, and also had three solos and a forced fumble in 34-14 victory over Pittsburgh (10/16)...Delivered one of NFL's top hits of season in 41-17 ESPN prime time win over Washington (10/30), forcing a fumble while literally knocking out Derrick Shepard on KO return...Said then-Special Teams Coach Richard Smith after that game, "I've never seen a player have a season like that on special teams—he's been incredible."...Registered only sack of season in 24-

17 win over Browns (11/7) and had interception of Boomer Esiason pass with 46-yard return in 41-6 win over Bengals (12/11)...Saw action in both playoff games with three tackles and an assist...**1987:** Originally signed by Oilers as replacement player...Overall, played in nine games with four starts and contributed 28 tackles (18, 10), three special teams hits and an interception...In 40-10 win at Denver (10/4), had interception of Ken Karcher pass with 73-yard return for TD...That marked Oilers' first score on pick-off return in eight years (J.C. Wilson, 34 yds. vs Browns, 11/30/79)...For that performance, was AFC Defensive Player of the Week...Led all players in solos (8), assists (4), and total tackles (12) while also notching only QB sack of season in loss to Patriots (10/18)...Got only non-replacement game start at New Orleans (12/13) in place of injured Al Smith (toe) and had six tackles and a forced fumble...Played in both playoff games and had one tackle...**1986:** Played briefly for British Columbia Lions of Canadian Football League.

**COLLEGE:** Had standout career at Lamar University...Career statistics included (did not play as freshman) school record 500 total tackles (302, 198), plus 12 forced fumbles, nine fumble recoveries, six interceptions, four QB sacks, and 15 passes defended...As a **senior** in 1985, earned Division 1-AA Second Team All-America and First Team All-Southland Conference honors...Notched 163 total hits (102, 61) while also leading team with six forced fumbles...Top game that year came with 21 tackles against Arkansas State...**Junior** totals showed 167 tackles (97, 70) and three interceptions that garnered Second Team All-America and First Team All-Conference honors...High tackle contest in '84 came with 23 against Louisiana Tech...Exploded onto scene for Cardinals as **sophomore** with honors including First Team All-America, Southland Conference Defensive Player of the Year, and First Team All-Conference...Stats included school record 170 tackles (103,67) plus five forced fumbles (led team), five fumble recoveries, and three interceptions...Was named conference Player of the Week a record five times that season...Had top game of career in '83 with 28 tackles against McNeese State...Also was three-year member of Cardinal track team, placing all three seasons in conference meet in both shot put and discus (Lamar won title all three years)...Majored in industrial technology.

**PERSONAL:** Resides year-round in Houston...Has three daughters, Chasity (3/29/84), Delandra (10/9/89), and Sydney (1/18/90)...Was voted into Lamar University's "Cardinal Hall of Honor" in February, 1992...Recently became active in sponsoring programs for the homeless...Has given numerous anti-drug and "stay in school" speeches to area grade schools...Is a collector and broker of antique cars...Also is part-owner of brother-in-law's automobile repair shop...Hobbies include playing basketball and listening to music...Lists favorite movie as "Ghost," favorite TV show as "Family Matters," and favorite book "Old Yeller,"...Enjoys listening to Keith Sweat...Attended Jasper (Tex.) High School, lettering in football, track, and basketball...as a senior, was the state 4A champion in the shot put...Full name is Eugene Seale, Jr., born June 3, 1964 in Jasper, Texas

## NFL STATISTICS

YEAR	TEAM	G-S	TACK.	ASST.	TOTAL.	FUM.			QB
						FOR.	INT.	YDS.	SACK
1987	Houston	9-4	21	10	31	1	1	73t	1
1988	Houston	16-0	33	5	38	2	1	46	1
1989	Houston	15-1	23	8	31	0	0	0	0
1990	Houston	15-0	12	7	19	0	0	0	0
1991	Houston	15-0	20	4	24	0	0	0	0
1992	Houston	9-0	12	4	16	0	0	0	0
<b>6-YEAR TOTALS</b>		<b>79-5</b>	<b>121</b>	<b>38</b>	<b>159</b>	<b>3</b>	<b>2</b>	<b>119</b>	<b>2</b>
<b>PLAYOFFS</b>		<b>9-0</b>	<b>8</b>	<b>1</b>	<b>9</b>	<b>0</b>	<b>0</b>	<b>0</b>	<b>0</b>

### ADDITIONAL STATS

**Passes Defensed:** 2 in 1987, 1 in 1988 for total of 3

**Touchdowns:** 73-yd int. ret. vs. Denver 10/4/87, recovered bl. punt in end zone vs. Bengals 11/13/89

**Blocked Punts:** vs. Philadelphia 10/2/88, vs. Pittsburgh 10/16/88

## WEBSTER SLAUGHTER

**Wide Receiver**

# 89

**Height**.....6-1  
**Weight**.....175  
**Born**.....10/19/64  
**College**....San Diego St.  
**How Acq.**.....FA, 1992  
**NFL**.....8th Year



**1992:** In one of season's most ballyhooed signings, inked with Oilers (9/29) after being one of four NFL veteran players declared as free agents by Minneapolis Judge David Doty (also Keith Jackson, Garin Veris, D.J. Dozier)...Signing came during "bye" week and played in first Houston game 12 days later...Overall, played in 12 games with nine starts at slot receiver in Oilers' "Run 'N Shoot" offense...Ranked fifth on club in receptions (39) and receiving yards (486), was first in average per-catch (12.5), and fourth in TDs (4)...Also emerged as team's punt returner with 20 for 142 yards (7.1 avg.) while also rushing three times for 20 yards...Did not catch a ball in first game for Houston (at Cincinnati 10/11), thus ending streak of 49 straight games with a reception...First catch as an Oiler was 22-yarder from QB Warren Moon in 27-21 loss at Denver (10/18), then got first TD in Houston uniform on 36-yarder from Moon in following week's 26-10 beating of Bengals (10/25)...In 21-20 loss at Pittsburgh (11/1), got first Houston start and snagged five balls for 71 yards and a score...In first game versus former Cleveland teammates (11/8), eclipsed 5000 career receiving yards while also getting TD catch in third straight game...In 24-21 Thanksgiving Day victory at Detroit (11/26), had regular season highs in catches (7) and yards (84) while also producing 20-yard punt return that was team's longest of season...Despite playing with broken bone in right hand, started at WR and collected eight catches for 73 yards and a TD plus one punt return for seven yards in playoff loss at Buffalo (1/3/93).

**PRO:** Excellent route-runner with good hands, is considered one of top receivers in AFC...Spent first six NFL seasons with Cleveland Browns (1986-91) before signing with Oilers after being declared a free agent...Wrapped up Cleveland career in sixth place on team's all-time list for receptions (305) and receiving yards (4834)...Caught at least one pass in 83 of 84 games played for Browns and had at least two in 74 of 84...Has 15 career 100-yard games, all with Cleveland (a Browns' team record) ...Tied Gary Collins as Browns' record-holder for

playoff TD catches with five...Has not missed a game due to injury since 1988...**1991:** Started all 16 games and led Browns for third year in a row with 64 receptions for 906 yards (3 100-yard games)...Following injury to Eric Metcalf, also served as punt returner for final eight games (17/112 yds.)...Got 25th career TD on 62-yard bomb from QB Bernie Kosar in season-opener against Dallas (9/1)...In 14-13 edging of Bengals (9/15), caught game-high eight balls for 107 yards, then grabbed five passes for 107 yards in rematch at Cincinnati (11/3)...In season-ending loss at Pittsburgh (12/22), collected career-best 11 catches (T-2nd best in Cleveland annals) for 138 yards...**1990:** In 16 starts, produced team-leading 59 catches for 847 yards and four TDs...Also rushed five times for 29 yards...Slowed by season-long tendinitis in leg...In 30-29 squeaker over Denver (10/8), contributed seven catches for 123 yards including 43-yard TD while also having career-best 17-yard rush...Despite 35-23 loss to Oilers (11/18), contributed 104 yards on six receptions...Notched seven catches for 93 yards in loss to Rams (12/2)...In regular season finale, got six catches for 115 yards in loss at Cincinnati (12/30)...**1989:** Started all 16 games and posted career highs in receptions (65, 7th AFC), yards (1236, 3rd AFC), and average per-catch (19.0)...Yardage total bettered Paul Warfield's club record of 1067 in 1968...Honors included Pro Bowl berth (starter), AP Second Team All-Pro, and First Team All-AFC recognition from UPI and Football News...Also tied team mark with four 100-yard efforts...Produced three of NFL's ten longest touchdown catches in '89 (97, 80, 77 yds.)...In 51-0 opening day victory at Pittsburgh (9/10), was ejected from game along with Steeler CB Rod Woodson...Had first 100-yard effort of season with 106 yards on seven grabs in loss to Steelers (10/15)...In 27-7 Monday night win over Chicago (10/23), had eight receptions for 186 yards including team record 97-yard touchdown (also longest ever on MNF)...That marked second most productive receiving yards game in Cleveland history behind Ozzie Newsome's 191 (vs. Jets 10/14/84)...Recorded third straight 100-yard game with four snags for 184 yards and two TDs (80, 77 yds.) in 28-17 triumph over Oilers (10/29)...46.0-yard average in that game was team record...Was named AFC Offensive Player of the Month for October...Became third Brown to reach 1000 receiving yards (also Warfield, Newsome) in loss to Bengals (12/3)...Eclipsed Warfield's yardage mark with 152 on six catches in loss at Indianapolis (12/10)...Started both playoff games and totaled six catches for 150 yards and two TDs...In 34-30 post-season win over Buffalo (1/6/90), had three receptions for 114 yards and two TDs (52, 44 yds.)...**1988:** Due to injury, started only eight games while catching 30 balls for 462 yards and three TDs...Missed seven games after suffering fractured forearm in 19-3 victory over Eagles (10/16)...Placed on IR (10/21-12/12)...Upon return, played rest of season with pin inserted in forearm...Also sat out game versus Jets (9/11) due to hamstringing injury incurred in previous week's game versus K.C....Had six catches for 136 yards and caught game-winning TD pass from QB Don Strock that gave Browns playoff berth in regular season-ending 28-23 triumph over Houston (12/18)...Against Oilers in playoffs the following week (12/24), started and had five catches for 58 yards and pair of touchdowns...**1987:** For Browns, started all 12 non-strike games and paced team with 806 receiving yards (7th AFC) on 47 catches (17.1 avg.) and career-best seven TDs (T-3rd AFC)...Caught at least two passes in every game...Got 119 receiving yards in 38-24 win over Bengals (12/13), then followed that up with 115 yards in 24-14 clipping of Raiders (12/20)...Started both playoff games, collecting five receptions for 67 yards and one TD...In 38-33 loss to Denver in AFC Championship Game, had four catches for 53 yards and a TD...**1986:** As a rookie, immediately won starting job and started all 16 games for Cleveland...Season totals showed 40 receptions (3rd on team) for 577 yards and four touchdowns...Got first career 100-yard game with six snags for 134 yards including 36-yard game-winning score in 37-31 OT win versus Steelers (11/23)...Was starter for both post-season games and totaled seven receptions for 106 yards...In 23-20 double OT playoff win over Jets (1/3/87), caught

six balls for 86 yards including 37-yarder with 18 seconds left in fourth quarter that set up tying FG...Drafted by Browns in second round (43rd overall, 3rd WR behind Cincinnati's Tim McGee and Houston's Ernest Givins)...With first round choice dealt to Bills as part of Kosar deal, was actually Cleveland's top pick.

**COLLEGE:** Had outstanding two-year career at San Diego State after transferring from Delta (Cal.) College...Totals at SDSU included 122 receptions for 1647 yards (13.5 avg.) and 13 TDs...As a **senior**, ranked fourth in NCAA with 82 catches for 1071 yards (13.1 avg.), and was tenth in NCAA in total yards with 1754...Also added ten touchdowns and had seven 100-yard games...Returned 19 kickoffs for 413 yards (21.9 avg.) and 29 punts for 270 yards (9.3 avg.)...Honors included AP and Football News Second Team All-America as well as First Team All-WAC...Was selected to play in East-West Shrine Game...Led conference in receptions and all-purpose yards...Top performances of season included 13 catches for 183 yards against New Mexico, 15 for 168 versus Oregon, and 13 for 116 in game with UCLA...**Junior** totals showed 40 snags for 576 yards (14.4 avg.) for three TDs...In **sophomore** campaign at Delta, caught 43 balls for 841 yards and ten touchdowns to earn First Team All-California JuCo honors...As a **freshman**, had 22 catches for 487 yards...Majored in criminal justice.

**PERSONAL:** Single, spends off-season in Stockton, California...Hobbies include singing and playing the saxophone...Has donated considerable time to disabled veterans and United Negro College Fund...One of seven children, was 14 when father died...Has half-brother, Joe Little, who is a 1993 Oiler FA signing...Attended Franklin High School in Stockton, lettering in football, basketball, and track...Actually did not play football until senior year of H.S....At 148 lbs. as high school senior, only scholarship offer came from Delta...Noted saxophonist, H.S. jazz band was ranked number one in country...Full name is Webster M. Slaughter, born October 19, 1964 in Stockton, California.

### NFL STATISTICS

YEAR	TEAM	G-S	NO.	YDS.	AVG.	LG	TD
1986	Cleveland	16-16	40	577	14.4	47t	4
1987	Cleveland	12-12	47	806	17.1	54t	7
1988	Cleveland	8-8	30	462	15.4	41	3
1989	Cleveland	16-16	65	1236	19.0	97t	6
1990	Cleveland	16-16	59	847	14.1	50	4
1991	Cleveland	16-16	64	906	14.2	62t	3
1992	Houston	12-9	39	486	12.5	36t	4
<b>7-YEAR TOTALS</b>		<b>96-93</b>	<b>344</b>	<b>5320</b>	<b>15.5</b>	<b>97t</b>	<b>31</b>
<b>PLAYOFFS</b>		<b>8-8</b>	<b>31</b>	<b>454</b>	<b>14.6</b>	<b>52t</b>	<b>6</b>

### ADDITIONAL STATS

**Rushing:** 1 for 1 yd. in 1986; 5 for 29 yds., 5.8 avg., long 17 in 1990; 3 for 20 yds., 6.7 avg., long 10 in 1992 for total of 9 for 50 yds., 5.6 avg., long 17

**Punt Returns:** 1 for 2 yds. in 1986; 17 for 112 yds., 3 FC, 6.6 avg., long 17 in 1991; 20 for 142 yds., 8 FC, 7.1 avg., long 20 in 1992 for total of 38 for 256 yds., 11 FC, 6.7 avg., long 20 (p-total of 1 for 7 yds.)

# JESSIE SMALL

Linebacker



52



Height.....6-3  
 Weight.....240  
 Born.....11/30/66  
 College.....E. Kentucky  
 How Acq.....FA, 1993  
 NFL.....5th Year

**1992:** Signed by the Oilers this past June 16 as a free agent...Had been Cardinals' unrestricted FA but elected to sign with Houston...Originally signed with Phoenix prior to last season as "Plan B" free agent (3/11)...Due to wrist injury, was placed on injured reserve for season's first three games before being waived (9/30)...Following knee injuries to Cardinal LBs Freddie Joe Nunn and Ken Harvey, was re-signed (11/18) following 11th game...Played in season's final six games and ended up with two tackles and a fumble recovery...Against San Diego (12/6), recovered fumble on opening kickoff that set up Cardinal TD.

**PRO:** Very athletic player with good size and toughness...An outside LB, played for Philadelphia from 1988-92 before moving to Phoenix as a "Plan B" free agent...For first two Eagle seasons, played for current Oiler Defensive Coordinator Buddy Ryan...**1991:** For Eagles, played in all 16 games with eight starts at RLB, finishing with 25 tackles (13, 12) plus four stops on special teams...Eventually was replaced in starting lineup by William Thomas...Twice notched season-best five tackles, versus Cardinals (9/8) and Redskins (9/30)...**1990:** Played in 15 Philly games with 14 starts and compiled career-bests in solos (45), assistst (31), total tackles (76), and sacks (3.5)...Also chipped in with pair of special teams hits...Due to hip injury, played but did not start in 24-23 loss at Indianapolis (9/30)...In Monday night game versus Vikings (10/15), registered first two sacks of NFL career...Suffered concussion in loss at Washington (10/21) and missed following week's win at Dallas (10/28)...Had personal-best nine tackles plus a sack while earning game ball in 23-21 win at Phoenix (12/29)...**1989:** As a rookie, appeared in all 16 games with one start and totaled nine tackles (4, 5) as LB plus 13 (9, 4) on special teams (2nd on team)...Was Eagles' special teams player of the game after successive efforts against Raiders (10/22) and Broncos (10/29)...Got first career start (in place of injured Seth Joyner) in 24-17 victory at N.Y. Giants and had six tackles and a pass defended...Drafted by Philadelphia in second round (49th overall) in 1989...Was actually Eagles' top draft choice since first round pick had been dealt to Colts.

**COLLEGE:** Was a defensive end during career at Eastern Kentucky...Finished career with 257 total tackles (124, 133), 21 QB sacks, five fumble recoveries, four forced fumbles, and six passes defensed...As a **senior**, was consensus First Team Division 1-AA All-America and First Team All-Ohio Valley selection...Notched career-high 105 tackles (48, 57) and led conference with 13 sacks...Had season-high nine tackles against Georgia Southern in Division 1-AA playoffs...**Junior** totals showed 73 tackles (39, 34) to go with six sacks and three fumble recoveries...Earned AP Honorable Mention Division 1-AA All-America acclaim as well as being named First Team All-OVC...Was conference Defensive Player of the Week with ten tackles and pair of sacks in 14-7 victory over Youngstown State...In **sophomore** season, recorded 45 stops (20, 25) and two QB drops...High tackle game came with six versus Youngstown State...Saw considerable playing time as a **freshman**, ending up with 34 tackles (17, 17) including season-best six against Morehead State...Majored in art.

**PERSONAL:** Single, spends off-season in Thomasville, Georgia...Has been frequent anti-drug/alcohol lecturer (father was killed by drunk driver)...Also does work with local YMCA including staging charity basketball games...Hobbies include fishing and painting...Lists favorite movie as "The Five Heartbeats," favorite TV show as "Def Comedy Jam," and favorite book as "To Kill a Mockingbird"...Enjoys listening to Shi...Attended Thomasville (Ga.) Central High School, lettering in football, basketball, and track...Full name is Jessie Lee Small, born November 30, 1966 in Boston, Georgia.

### NFL STATISTICS

YEAR	TEAM	G-S	TACK.	ASST.	TOTAL	FUM. REC.	QB SACK
1989	Philadelphia	16-1	13	9	22	0	0
1990	Philadelphia	15-14	47	31	78	0	3.5
1991	Philadelphia	16-8	16	15	29	0	0
1992	Phoenix	6-0	2	0	2	1	0
<b>4-YEAR TOTALS</b>		<b>53-23</b>	<b>78</b>	<b>53</b>	<b>131</b>	<b>1</b>	<b>3.5</b>
<b>PLAYOFFS</b>		<b>2-1</b>	<b>7</b>	<b>3</b>	<b>10</b>	<b>0</b>	<b>0</b>

### ADDITIONAL STATS

**Passes Defensed:** 1 in 1989, 2 in 1990 for total of 3

## AL SMITH

**Linebacker**

# 54

**Height**.....6-1  
**Weight**.....251  
**Born**.....11/26/64  
**College**.....Utah State  
**How Acq.**.....D6a, 1987  
**NFL**.....7th Year



**1992:** Had another outstanding season for Oilers, earning second straight starting spot in Pro Bowl...Other honors included AP First Team All-Pro; Second Team All-Pro accolades from NEA and College and Pro Football Newsweekly; and Pro Football Weekly First Team All-AFC...Started all 16 games at middle linebacker and led team with 120 tackles (68, 52) while adding an interception, a sack, two ST tackles, and two pass breakups...Has gone over the 100-tackle mark four times (three consecutive) in six-year career...In individual games, led Oilers in total tackles a team-best seven times and in solos in a team-best six games...Helped spearhead defense's 27-0 shutout of Chargers (9/27) with 13 tackles, then had ten stops in 26-10 defeat of Bengals (10/25)...Got second interception of career but fumbled following 26-yard return in 21-20 loss at Pittsburgh (11/1)...Matched season-high with 13 tackles (24th career double digit tackle effort) in 24-7 Monday night victory over Chicago (12/7)...Recorded just third career sack to go with eight tackles in 16-14 loss to Packers (12/13)...Forced to leave game (but returned) against Packers and Bills (12/27) due to neck burner...Started at MLB in playoff loss at Buffalo (1/3/93) and led team with seven tackles (4, 3) and a pass defensed.

**PRO:** Remains established as one of top middle linebackers in NFL...Solid player with uncanny knack for being around ball...Has finished among team's top three tacklers in all six pro seasons and has been the leader on four occasions...Entering 1993, consecutive starts streak stands at 32...**1991:** Finally got deserved post-season recognition...Earned starting middle linebacker spot for AFC in Pro Bowl with other honors that included First Team All-Pro accolades from PFWA

and Pro Football Weekly; Second Team All-NFL by College and Pro Football Newsweekly; and First Team All-AFC from UPI, Pro Football Weekly, and Football News...Was the Oilers' leading tackler with personal-best 143 (99, 44) while also adding three special teams tackles (2, 1)...Also chalked up first NFL interception and touchdown, a sack, a fumble recovery, two forced fumbles, and six passes defended...In individual games, led or tied for team lead in total tackles in amazing 13 of 16 contests, and was club leader in solo tackles ten times...In 47-17 opening-day win over Raiders (9/1), got first career interception off Vince Evans pass...Led team in tackles in each of season's first four games including 11 in Monday night win over Chiefs (9/16) and 13 (plus a sack) in loss at New England (9/22)...Notched 12 tackles as Oilers limited Browns to 52 yards rushing on 23 tries in 28-24 Houston win (11/17)...Paced team with ten hits versus Pittsburgh (11/24) and 12 in following game with Philadelphia (12/2)...In 31-6 division-clinching victory over Steelers (12/8), forced a fumble (recovered by S Bo Orlando) and also returned a recovered fumble (forced by LB Lamar Lathon) 70 yards for first NFL TD...Racked up 11 and 13 tackles respectively in regular season's final two games versus Browns (12/15) and Giants (12/21)...Started both playoff games and finished second on club with 15 total tackles (12, 3)...In 17-10 wild card win over Jets (12/29), teamed with Orlando for key fourth-and-inches goal-line stop of Freeman McNeil...Had off-season arthroscopy on right knee to repair lateral meniscus tear (2/11/92)...**1990:** Started at MLB in 15 of 16 games (missed 1 due to thumb injury)...In team's shift from 3-4 to 4-3 defense, anticipated battle with John Grimsley for starting MLB spot never materialized due to Grimsley's holdout...Led team in total tackles with 101 (75, 26) plus three ST tackles to go with career-best three forced fumbles...In individual games, was Oilers' total tackle leader in team-best seven games and solo leader in team-best six...Had outstanding game with 13 stops in 24-21 loss to San Francisco (10/7)...In following week's 48-17 besting of Bengals (10/14), racked up 14 tackles (tied career-high), forced a fumble, and got first NFL sack (on Boomer Esiason)...Again had double-digit tackle efforts with 12 in 17-12 loss to Jets (10/28) and with 11 in 13-10 OT loss at Seattle (12/2)...In 27-10 victory at K.C. (12/16), suffered open dislocation of thumb and was replaced by Grimsley (Lamar Lathon moved to LLB)...Underwent thumb surgery that night upon return to Houston...Despite injury, still started following game as Oilers lost 40-20 at Cincinnati (12/23)...Was on two-man inactive list for playoff-clincher against Pittsburgh (12/30) and saw limited action as reserve in post-season loss at Cincinnati (1/4/91)...**1989:** After missing season-opener at Minnesota (9/10) due to toe injury, started remaining 15 games at RILB...Finished with 72 tackles (47, 25) while adding four ST solos...Also notched two forced fumbles and a fumble recovery...Forced a fumble and recovered one in 34-27 win at San Diego (9/17)...Had six tackles in a game on seven occasions...Top tackle effort of regular season came with seven in 20-17 victory over Buccaneers (12/10)...Credited with eight stops plus an ST hit in playoff loss to Pittsburgh (12/31)...**1988:** Started all 16 games and was second on team with 96 tackles (57, 39) plus two ST tackles and three passes defended...In loss to Jets (9/18), tied with Richard Johnson for team lead with nine stops, then had ten against Eagles (10/2)...In 25-17 win at Dallas (11/24), made key play with Oilers ahead 22-17 and 4:22 left in game, forcing and recovering Cornell Burbage's KO return on Cowboys' 15-yard line (led to Houston FG)...Despite loss at Cleveland (12/18), had season-best 13 total tackles which was second highest by an Oiler in '88 (Robert Lyles had 15 in same game)...Started both post-season contests and ranked fourth on team with nine tackles (6, 3)...**1987:** As a rookie, won starting job in training camp and played in all 12 non-strike games with 11 starts...Led team in tackles with 100 (44, club-high 56 assists)...Had seven double-digit tackle efforts...Had 11 stops including season-high eight solos in loss at Buffalo (9/20)...Notched 13 tackles against Cleveland (11/22) and season-best 14 versus Colts (11/29) and Steelers (12/20)...Did not start New Orleans game (12/6) due to toe injury...Started both playoff games



and was fifth on club with eight tackles (5, 3)...Drafted by Oilers with first of two sixth round selections (147th overall) in 1987.

**COLLEGE:** Had three-year career at Utah State and was dominant linebacker in Pacific Coast Athletic Association for final two seasons...Began college career at Cal-Poly Pomona under Roman Gabriel before that school dropped football...Sat out 1983 season as redshirt after transferring to Utah State...Career statistics included 342 total tackles (141, 201), five forced fumbles, four fumble recoveries, three interceptions, 22 tackles for losses, four QB sacks and seven passes broken up...Enjoyed outstanding **senior** season, breaking own school record for tackles with conference-leading 166 (69, 97) including nine for losses plus three interceptions...Was named PCAA Defensive Player of the Year as well as earning First Team All-Conference honors...Was also selected to several All-America teams...Was Defensive Player of the Week against Kansas with 18 tackles and two interceptions...As a **junior**, eclipsed school tackle record previously held by brother Aaron, finishing with 138 (57, 81) and a career-best 11 for losses...Also had personal highs that season in sacks (2) and forced fumbles (3)...Was chosen First Team All-PCAA...Top 1985 performances included 18 tackles versus Utah, and 17 against Brigham Young and Cal State-Long Beach...Was a reserve in first Aggie season as a **sophomore**, finishing with 23 tackles in 122 plays...In 1982 **freshman** campaign at Cal-Poly Pomona, played both ways as a linebacker and fullback, ending up with 15 tackles plus 34 yards rushing (15 att.) and three receptions for 15 yards (4 kickoff returns for 40 yds.)...Holds B.A. in sociology.

**PERSONAL:** Single, now lives year-round in Sugar Land, Texas...Has spent considerable time doing work for American Diabetes Association, "Just Say No to Drugs," and Drug Enforcement Agency...In 1992, donated money for each tackle to research fund at Houston's Hermann Hospital for Women...Hobbies include racquetball, bowling, and basketball...Lists favorite movie as "Aliens," favorite TV shows as "The Cosby Show" and "L.A. Law," and favorite recording artist as Luther Vandross...Enjoys reading The Bible...Brother Aaron played for Denver Broncos in 1984-85...Attended St. Bernard High School in Playa Del Rey, California, lettering in football and track...Was team's co-MVP in senior season as running back and linebacker...Full name is Al Fredrick Smith, born November 26, 1964 in Los Angeles, California.

### NFL STATISTICS

YEAR	TEAM	G-S	TACK.	ASST.	TOTAL	FUM.			INT.	YDS.
						REC.	FOR.	SACK		
1987	Houston	12-11	44	56	100	0	0	0	0	0
1988	Houston	16-16	59	39	98	1	1	0	0	0
1989	Houston	15-15	51	25	76	1	2	0	0	0
1990	Houston	15-15	78	26	104	1	3	1	0	0
1991	Houston	16-16	101	45	146	1	2	1	1	16
1992	Houston	16-16	70	52	122	0	0	1	1	26
<b>6-YR. TOTALS 90-89</b>		<b>90-89</b>	<b>403</b>	<b>243</b>	<b>646</b>	<b>4</b>	<b>8</b>	<b>3</b>	<b>2</b>	<b>41</b>
<b>PLAYOFFS</b>		<b>9-8</b>	<b>32</b>	<b>16</b>	<b>48</b>	<b>0</b>	<b>1</b>	<b>0</b>	<b>0</b>	<b>0</b>

### ADDITIONAL STATS

**Passes Defensed:** 3 in 1987, 3 in 1988, 1 in 1989, 3 in 1990, 6 in 1991, 2 in 1992 for total of 18 (p-total of 1)

**Touchdown:** 70-yd. fumble rec. vs. Pittsburgh 12/8/91

# SPENCER TILLMAN

**Running Back**

# 32



**Height**.....5-11  
**Weight**.....206  
**Born**.....4/21/64  
**College**.....Oklahoma  
**How Acq.**....FA-B, 1992  
**NFL**.....7th Year



**1992:** Returned to the Oilers as a "Plan B" free agent (signed 4/1/92) and played in all 16 games as one of team's top special teamers...Also served as reserve running back...Totaled 12 special teams tackles (10, 2) which ranked third on club...Also returned ten kickoffs for 157 yards (15.7 avg.) and rushed once for one yard...On Houston's kickoff team, had the tough task of serving as "the wedgebuster"...Had season-best 33-yard KO return in 23-20 OT victory over Kansas City (9/20), then had only carry in following 27-0 win over San Diego (9/27)...In 24-14 Astrodome loss to Cleveland (11/8), matched team's season best with four special teams tackles (also Mike Dumas vs. Steelers 11/1)...In playoff loss at Buffalo (1/3/93), returned one kickoff for 15 yards but suffered stomach contusion and did not return to game.

**PRO:** Quick runner who is also outstanding special teams performer...Played for the Oilers from 1987-88 before signing with the Oilers as a "Plan B" free agent...Played for San Francisco from 1989-91...**1991:** For the 49ers, served as special teams captain and backup running back...Appeared in all 16 games and rushed 13 times for 40 yards while also ranking second on club in kickoff returns with nine for 132 yards...Had two receptions for three yards...Finished fourth on team in special teams tackles with 12 (8, 4)...In 27-10 win over Rams (9/22), rushed for season-best 17 yards on four carries...Notched season-high four special teams tackles in 24-22 edging of Seattle (12/8)...Ran six times for 14 yards, caught a pass, and had a tackle in 52-14 trouncing of Bears (12/23)...**1990:** Saw action in all 16 games as reserve RB and special teamer...Did not carry the ball but returned six kickoffs for 111 yards and added five special teams tackles...Long KOR of season was 30-yarder versus Giants (12/3)...Played in both playoff games and totaled two ST tackles plus one KOR for 11 yards...**1989:** Joined San Francisco as "Plan B" free agent after being left unprotected by Oilers...Played in 15 games and had nine special teams tackles while also returning ten kickoffs for 206 yards...Blocked a punt in 13-12 loss to Rams (10/1)...Missed Atlanta game (11/12) due to ankle sprain...Had career-best 60-yard kickoff return that set up TD in 34-24 victory over Giants (11/27)...In 30-27 triumph over Rams (12/11), had season-best three ST tackles...Got playing time in all three post-season games and returned three KO's for 42 yards...Blocked a punt in 41-13 divisional playoff win over Minnesota (1/6/90)...**1988:** Appeared in all 16 games for Oilers but rushed just three times for five yards while also contributing nine solos on special teams and one kickoff return for 13 yards...Saw action in both playoff games but did not record any statistics...**1987:** As a rookie, played in five games with one start...Rushed 12 times for 29 yards and one TD while also contributing three ST solos...In 37-33 win over Atlanta (10/25), had career-best 22 yards on four attempts (including personal-high 13-yard run)...In 31-29 triumph at Cincinnati (11/1), scored only NFL touchdown on one-yard run as Houston battled back from 15 points down in fourth quarter...Got only league start in place of injured Mike Rozier (foot) at San Francisco (11/8)...Did not play in either of Houston's two playoff games...Drafted by Oilers in fifth round (133rd overall) in 1987.

**COLLEGE:** Played both fullback and halfback during four-year career at Oklahoma finishing eighth on Sooners' all-time rushing list with 2257 yards on 434 carries (5.2 avg.) and 21 touchdowns...As **senior** captain, was Honorable Mention All-Big Eight with 519 yards on 80 attempts (6.5 avg.) and two TDs to earn invitations to Hula Bowl and Japan Bowl...Gained 109 yards on only seven carries (TDs of 77, 21 yds.) in 42-8 Orange Bowl triumph over Arkansas...Was slowed by injuries as a **junior**, still finishing with 5.1-yard average (47/242 yds.) and five scores...In **sophomore** campaign, missed first four games with hamstring injury and ended season with 449 yards on 119 carries and four TDs...Gained 105 yards versus Texas in first game back following injury and also racked up 102 yards against Oklahoma State in season finale...Made instant impact on OU program as **freshman**, becoming only player in school history to run for over 1000 yards in first season...Overall, gained 1047 yards on 188 carries (5.6 avg.) and ten touchdowns...Had five 100-yard games and was named Big Eight Newcomer of the Year...Holds B.S. in radio/TV communications.

**PERSONAL:** Married to Rita, couple resides in Houston year-round with daughter Alisa (5/21/87)...Spends off-season working for Houston's KPRC-TV (NBC affiliate) as sports reporter and weekend anchor...While in college, hosted radio sports talk show in Oklahoma City...Has produced motivational tapes and books, and has also hosted five telethons including functions for March of Dimes, Muscular Dystrophy, and Arthritis Foundation...Made national headlines on way to game in 1987 when driver of taxi had apparent heart attack while traveling at 70 MPH---riding as passenger, managed to take control of steering wheel, stop vehicle, and administer CPR (learned while working in nursing home in junior high) to regain driver's pulse...Hobby is reading...Lists favorite movie as "Crocodile Dundee," favorite TV show as "The Cosby Show," and favorite book as The Bible...Enjoys listening to Phil Driscoll and Bryan Duncan...Attended Edison High School in Tulsa, lettering in football, track, and wrestling...Full name is Spencer Allen Tillman, born April 21, 1964 in Tulsa, Oklahoma.

### NFL STATISTICS

YEAR TEAM	G-S	RUSHING					KICKOFF RETURNS			
		ATT.	YDS.	AVG.	LG	TD	NO.	YDS.	AVG.	IG
1987 Houston	5-1	12	29	2.4	13	1	1	0	0	0
1988 Houston	16-0	3	5	1.7	2	0	1	13	13.0	13
1989 San Francisco	15-0	0	0	0	0	0	10	206	20.6	60
1990 San Francisco	16-0	0	0	0	0	0	6	111	18.5	30
1991 San Francisco	16-0	13	40	3.1	8	0	9	132	14.7	27
1992 Houston	16-0	1	1	1.0	1	0	10	157	15.7	33
<b>6-YEAR TOTALS</b>	<b>84-1</b>	<b>29</b>	<b>75</b>	<b>2.6</b>	<b>13</b>	<b>1</b>	<b>37</b>	<b>619</b>	<b>16.7</b>	<b>60</b>
<b>PLAYOFFS</b>	<b>8-0</b>	<b>0</b>	<b>0</b>	<b>0</b>	<b>0</b>	<b>0</b>	<b>7</b>	<b>99</b>	<b>14.1</b>	<b>16</b>

### ADDITIONAL STATS

**Tackles:** 3-0-3 in 1987, 9-0-9 in 1988, 8-1-9 in 1989, 5-0-5 in 1990, 10-2-12 in 1991, 10-2-12 in 1992 for total of 43-7-50 (p-2-0-2)

**Blocked Punts:** vs. L.A. Rams 10/1/89, vs. Minnesota 1/6/90 (playoffs)

**Receptions:** 2 for 3 yds. in 1991

# GARY WELLMAN

Wide Receiver

# 88

Height.....5-9  
 Weight.....173  
 Born.....8/9/67  
 College.....USC  
 How Acq.....D5, 1991  
 NFL.....2nd Year



**1992:** Earned spot on roster after spending previous season on Oilers' practice squad...Was re-signed by Houston (4/3/92) after achieving free agent status due to practice squad standing...Appeared in nine games, primarily on special teams and as backup slot receiver...Dressed out for all 16 games but did play in seven of them (games #1-3, #8-9, #14-15)...Did not compile any statistics...First regular season action of career came as WR in 27-0 shutout of Chargers (9/27)...Also got limited playing time at receiver in wins over Bengals (10/11) and Bills (12/27)...Suited up but did not play in post-season loss at Buffalo (1/3/93).

**PRO:** Very tough for size, is good route-runner with excellent hands...**1991:** Spent most of season on practice squad...Was moved from practice squad to active roster (9/20) following injury to WR Leonard Harris...Dressed but did not play in 24-20 loss at New England (9/22) and was waived the following day...Re-signed to practice squad (9/25) and remained there for rest of season...Drafted by Oilers in fifth round (129th overall) in 1991.

**COLLEGE:** Four-year totals showed 105 receptions for 1756 yards (16.7 avg.) and 12 touchdowns...Also returned six kickoffs for 106 yards (17.7 avg.)...Ranked fourth on USC's all-time receptions list...**Senior** honors included First Team All-PAC 10 and Football News Honorable Mention All-America as well as being selected as Trojan's Offensive Player of the Year (over QB Todd Marinovich)...Nabbed a career-high 63 passes for personal-best 996 yards (15.8 avg.) and four scores...66 catches was second best in USC annals behind Erik Affholter's 68 in 1988 and 996 yards was tops, besting Jeff Simmons' 973 in '82...In Kickoff Classic win over Syracuse, had seven snags for 109 yards including 46-yard TD...Also had nine grabs for 121 yards in 19-14 besting of Penn State...Top game of season came with seven catches for 194 yards (7 shy of school record) with TDs of 77 and 34 yards in 37-22 win over Stanford...As a **junior**, was named Honorable Mention All-PAC 10 finishing with 22 receptions for 421 yards (career-best 19.1 avg.) and personal-high of six scores...Had pair of receiving TDs in 42-3 beating of Ohio State...Caught two-point conversion to give USC 18-17 triumph over Washington State and had one catch in Rose Bowl game versus Michigan...Despite not starting, saw considerable playing time as a **sophomore** and ended up with 19 receptions for 330 yards (17.4 avg.) and two scores...Missed California game due to sprained ankle...Scored first college TD on 33-yard catch against Boston College...Recovered onside kick to preserve 28-27 win over Washington...Top game of campaign came with four snags for 115 yards in 50-0 win over Arizona State...Also caught pair of passes versus Michigan in Rose Bowl...Also ran track in '88 for USC...Saw limited action as a **freshman**, catching one ball for nine yards...Was red-shirted as incoming freshman...Holds B.A. in public administration.

**PERSONAL:** Single, spends off-season in Westlake Village, California...Spent off-season sharpening golf game...Ran lead-off leg

in 400 meter relay for USC track team in 1990...Hobbies include body surfing, skydiving, and extreme skiing...Lists favorite movies as "Roadhouse" and "Top Gun" and favorite recording artist as AC/DC...Brother Glenn played DB at Arizona...Attended Westlake High School in Westlake Village, lettering in football and track...Holds Westlake's career scoring record with 206 points...Also finished fifth in California state finals in 100-meter dash...Full name is Gary James Wellman, born August 9, 1967 in Syracuse, New York.

### NFL STATISTICS

YEAR TEAM	G-S	NO.	YDS.
1991 Houston	0-0	0	0
1992 Houston	9-0	0	0
<b>2-YEAR TOTALS</b>	<b>9-0</b>	<b>0</b>	<b>0</b>

## LORENZO WHITE

**Running Back**

# 44

**Height**.....5-11  
**Weight**.....222  
**Born**.....4/12/66  
**College**.....Michigan St.  
**How Acq.**.....D1, 1988  
**NFL**.....6th Year



**1992:** Emerged as one of top backs in NFL in earning first Pro Bowl berth...Started all 16 games and rushed 265 times for 1226 yards (4.6 avg.) and seven TDs...Also finished fourth on team with 57 receptions for 641 yards and a TD...Established career highs for carries, yards, receptions, and receiving yards...Was third in AFC (T-5th NFL) in rushing yards, T-third in AFC (T-8th NFL) in average gain per rush, third in AFC (4th NFL) in total yards from scrimmage with 1867, T-tenth in AFC in receptions, and T-sixth in AFC in non-kicker scoring with 48 points...Was first Oiler since Mike Rozier (1002 in 1988) to amass 1000 rushing yards and was just fifth Oiler ever to accomplish that feat, joining Charles Tolar (1012 in 1962), Hoyle Granger (1194 in 1967), Earl Campbell (5 times), and Rozier...Racked up most receptions by an Oiler back since Butch Woolfolk's 80 in 1985...Rushing/receiving yards total of 1867 was second best in team history behind Campbell's 1981 (1934 rushing, 47 receiving) in 1980...Amazingly, did not lose a fumble despite handling ball 322 times (265 rushes, 57 receptions)...Had ten games with over 100 rushing/receiving yards including six straight (games #10-15)...Was named AFC Player of the Month for December...Besides leading team in rushing in all 16 games, also led team in receptions in four games and in receiving yards in three...One of four Oilers (also Haywood Jeffires, Curtis Duncan, Ernest Givins) to rank among AFC's top ten receivers...In 29-24 opening day loss to Steelers (9/6), rushed for 100 yards on 13 carries (7.7 avg.) with a career-best 44-yarder...That game marked just fourth time in Oiler history team had 300-yard passer, 100-yard rusher, and 100-yard receiver in same game...In following week's 20-10 victory at Indianapolis (9/13), had first career 100-yard receiving day (4/106) which was first by a Houston RB in seven years (Woolfolk's 124 vs. Broncos 10/6/85) and only fifth Oiler RB ever to accomplish that feat (also Sid Blanks, Billy Cannon, Roy Hopkins)...In that win over Colts, had personal-best 69-yard catch (for TD) plus 69 rushing yards...Established career highs for carries (25) and yards (149, most by an Oiler in five years) in 38-24 triumph at Cincinnati (10/11) while eclipsing

2000 career rushing yards and 500 attempts...In 17-14 clutch victory at Minnesota (11/15), ran for 81 yards, had career-best nine catches (went over 100 for career) for 58 yards, scored the winning TD with 48 seconds left in game, and in season's tenth game, bettered previous season marks for rushing and combined yards...Had 137 combined yards (68 rush., 69 rec.) and scored game-winning touchdown on eight-yard draw with 77 seconds left in game in 24-21 Thanksgiving Day win at Detroit (11/26)...In that Lions' contest, moved past Allen Pinkett into third place on team's all-time rushing TD list while also going over 1000 career receiving yards...In 24-7 Monday night thumping of Bears (12/7), had third and final 100-yard rushing performance of '92 (6th of career) with 116 on 21 totes in going over 1000 yards for season...In 17-14 come-from-behind win at Cleveland (12/20), had 175 combined yards (105 rec., 70 rush.), set up game-winning TD with 65-yard screen pass with 76 seconds left, and moved past Ronnie Coleman into fifth place on team's all-time rushing chart...In 41-38 OT playoff loss at Buffalo (1/3/93), ran 19 times for 75 yards and caught one ball for 11 yards.

**PRO:** Talented runner with size, speed, and strength...Entering 1993, ranked fifth on Oilers' all-time rushing list with 2857 yards...With 658 yards in '93, will move into second place (needs 432 to pass Charles Tolar, 570 to pass Mike Rozier, and 658 to pass Hoyle Granger)...Also is third on team's chart for career rushing TDs with 24...Checks in second on Houston's all-time playoff rushing list with 264 yards (behind Earl Campbell's 420)...**1991:** Missed all of pre-season plus regular season's first three games due to contract holdout (signed \$/5)...Following signing, was placed on Commissioner's Roster Exemption before being placed on active roster (9/15)...For season, rushed 110 times for 465 yards (2nd on team) with four touchdowns while also catching 27 passes (6th) for 211 yards...In individual games, led team in rushing eight times...Ran for 81 yards with a TD in 15 attempts with six receptions in 26-23 OT edging of Dallas (11/10)...In regular season finale against Giants (12/21), ran for 1991-best 82 yards on just ten totes (8.2 avg.)...Was elevated to starter for both playoff games and led team in rushing with 144 yards on 34 attempts while also contributing nine catches for 66 yards...In 17-10 wild card win over Jets (12/29), ran for 65 yards and caught four balls for 31...Gained 79 yards on 17 tries to go with five snags for 35 in 26-24 divisional loss at Denver (1/4/92)...**1990:** Came from fourth-string on team's depth chart (behind Alonzo Highsmith, Mike Rozier, Allen Pinkett) at beginning of training camp to win job in first year of club's one-back "Run 'N Shoot" offense...Started all 16 games with team-high 702 yards rushing on 168 carries (4.2 avg.) for eight TDs...Also was fifth on team (1st among backs) in receptions with 39 for 368 yards and four scores...Paced team with total of 12 TDs (4th AFC, 8th NFL), most scores by an Oiler since Earl Campbell got 12 in '83...Led team in scoring with 72 points, thus marking first time since 1982 (Dave Casper's 36) that a non-kicker has paced team...Finished with 1070 rushing/receiving yards (8th AFC)...In individual games, led team in rushing in ten games and had pair of 100-yard efforts...First career start came in season-opening loss at Atlanta (9/9)...Notched first-ever multi-TD game with first two career scoring receptions in 24-10 win over Colts (9/23)...In Monday night 26-24 victory over Buffalo (11/26), was named AFC Offensive Player of the Week with 125 yards rushing on 18 totes (7.0 avg.) while also catching five passes for 89 yards...In 58-14 rout of Cleveland (12/9), ran for 116 yards on 18 attempts (6.4 avg.) while also rushing for four touchdowns...That was first time in two years any NFL back had four rushing TDs (Seattle's Curt Warner 12/11/88) and was only second time an Oiler had accomplished that feat (Earl Campbell 11/20/78)...Green Bay's Jim Taylor was only other back to ever do it against Cleveland...In playoff-clinching 34-14 win over Steelers (12/30), ran for 90 yards on 18 tries with a TD...Started in playoff loss at Cincinnati (1/6/91)...**1989:** Played in all 16 games and was third on team's rushing chart with 349 yards on 104 carries and a team-best five rushing TDs...Also caught six passes

for 37 yards and returned 17 kickoffs for 303 yards (17.8 avg., long 29)...Got first NFL rushing TD and first career catch in OT loss to Buffalo (9/24)...In 39-7 rout of Dolphins (10/1), led team with 97 yards on 17 carries with season-best 33-yard run...Scored winning TD on 12-yard run with 96 seconds left in game in 33-28 victory at Chicago (10/15)...In clutch 23-16 win in snowstorm in Pittsburgh (12/3), ran for Oiler season-high 115 yards (1st 100-yd. game by Oiler in 17 games) on 23 totes and scored winning TD on one-yard run with 21 seconds remaining in game...Ran seven times for 13 yards in playoff loss to Pittsburgh (12/31)...**1988:** As a rookie, saw action in 11 regular season games and finished fourth on team with 115 yards on 31 carries (3.7 avg.) while also returning eight KOs for 196 yards (24.5 avg.) and a TD...With starter Mike Rozier out (ankle) and Allen Pinkett starting, got first NFL action in 38-35 win over Raiders (9/11) and rushed four times for 28 yards including season-best 16-yarder...In loss to Steelers (12/4), returned third quarter Gary Anderson kickoff 90 yards for touchdown...That marked first time an Oiler had returned KO for TD in five years (Steve Brown, 93 yds. vs. Browns 12/11/83)...Played in both playoff games and gained 30 yards on 12 attempts and caught one pass (1 yd.), all in wild card win at Cleveland (12/24)...Scored TD in that game on fourth quarter one-yard run that put Oilers ahead to stay, 21-16...In post-season play, also returned six kickoffs for 99 yards...Was selected by Oilers in first round (22nd overall) in 1988.

**COLLEGE:** Considered one of the best running backs in Big Ten history...Finished four-year Spartan career with 4513 yards rushing on a Big Ten record 991 carries (4.6 avg.) and 41 touchdowns...Yardage total was second best in conference annals behind Ohio State's Archie Griffin and was 13th on all-time NCAA list...Reception totals show 37 catches for 265 yards...Also added 91 rushes for 374 yards and two TDs in three bowl games...In career, had 22 100-yard games and 15 100-yard halves...As a **senior**, honors included First Team All-America from UPI, Football Coaches Association, Football Writers, Walter Camp Foundation, Football News, and Gannett...Also was First Team All-Big Ten, Big Ten Player of the Year, and was fourth in Heisman Trophy balloting...Earned invitations to Japan Bowl and East-West Shrine Game...As team co-captain in 1987, ran for 1459 yards on 322 attempts (4.5 avg.) and 14 TDs, an average of 132.6 yards per game (6 100-yd. games)...Also finished second on the team with 12 catches for 115 yards...Top senior game came versus Indiana with personal-best 292 yards and two scores on Big Ten single-game record of 56 carries...Ran for 113 yards and pair of touchdowns in Rose Bowl versus USC...Slowed by injuries as a **junior**, was named Second Team All-Conference with team-leading 633 yards on 164 carries and six scores...Best game of '86 came with 192 yards and three TDs on 26 rushes in win over Western Michigan...Enjoyed banner **sophomore** campaign, establishing Big Ten records for rushing yards (1908, 4th in NCAA annals) and attempts (386) to go with 17 TDs...Averaged 4.9 yards per carry and 173.5 per game while leading the nation in rushing (highest total ever for a sophomore)...Earned First Team All-America and First Team All-Big Ten accolades while finishing fourth in Heisman Trophy race...Had four 200-plus yard games in '85 including 286 yards and three scores in win over Indiana (left game with 14:29 left in 3rd qtr.)...Other 200-plus yard games came against Iowa (226), Purdue (244, 2 TDs), and Northwestern (223)...In 1984, set MSU **freshman** rushing record with 513 yards and four TDs, with 412 of those yards coming in last four games...Had Spartan freshman record 170 yards against Northwestern...Majored in communications.

**PERSONAL:** Single, splits off-season between Houston and Ft. Lauderdale, Florida...Has been active in Big Brothers/Big Sisters and "Say No to Drugs" programs...Hobby is listening to music...Lists favorite movie as "48 Hours," favorite TV show as "The Cosby Show," and favorite recording artist as Luther Vandross...Attended Dillard High School in Ft. Lauderdale, lettering in football, baseball, and

track...Rushed for 3500 yards and 34 touchdowns in H.S. career, and was All-State selection and Florida Prep Player of the Year as a senior...Full name is Lorenzo Maurice White, born April 12, 1966 in Hollywood, Florida.

## NFL STATISTICS

YEAR	TEAM	G-S	RUSHING					RECEIVING				
			NO.	YDS.	AVG.	LG	TD	NO.	YDS.	AVG.	LG	TD
1988	Houston	11-0	31	115	3.7	16	0	0	0	0	0	0
1989	Houston	16-0	104	349	3.4	33	5	6	37	6.2	11	0
1990	Houston	16-16	168	702	4.2	22	8	39	368	9.4	29	4
1991	Houston	13-0	110	465	4.2	20	4	27	211	7.8	20	0
1992	Houston	16-16	265	1226	4.6	44	7	57	641	11.2	69t	1
<b>5-YR. TOTALS</b>		<b>72-32</b>	<b>678</b>	<b>2857</b>	<b>4.2</b>	<b>44</b>	<b>24</b>	<b>129</b>	<b>1257</b>	<b>9.7</b>	<b>69t</b>	<b>5</b>
<b>PLAYOFFS</b>		<b>7-4</b>	<b>76</b>	<b>264</b>	<b>3.5</b>	<b>14</b>	<b>1</b>	<b>12</b>	<b>83</b>	<b>6.9</b>	<b>17</b>	<b>0</b>

## ADDITIONAL STATS

**Kickoff Returns:** 8 for 196 yds., 24.5 avg., long 90t in 1988; 17 for 303 yds., 17.8 avg., long 29 in 1989 for total of 25 for 499 yds., 20.0 avg., long 90t

# DAVID WILLIAMS

**Tackle**



# 73

**Height**.....6-5  
**Weight**.....297  
**Born**.....6/21/66  
**College**.....Florida  
**How Acq.**.....D1, 1989  
**NFL**.....5th Year



**1992:** Continued emergence as one of top young tackles in AFC...For second consecutive season, started all 16 games at RT for Oilers...Helped offense tie for seventh in NFL in fewest sacks allowed per game (2.0) while ranking second in average gain per rush (4.6)...Also helped team complete third straight year with NFL's top passing attack while also rating among league's top three offenses for third consecutive season...Helped Oilers generate over 400 yards of total offense in five of season's first seven games while not permitting a sack in three of first five contests...In 17-14 come-from-behind win at Cleveland (12/20), had key block on Lorenzo White's 65-yard reception with 76 seconds remaining that set up winning TD...Started at RT in playoff loss at Buffalo (1/3/93) as Oilers' offense racked up 429 yards.

**PRO:** Very strong, is exceptional run blocker who continues to improve in pass protection...Entering 1993, consecutive starts streak stands at 40 (5th longest on team)...**1991:** In first full season as starter, started all 16 regular season games including 15 at right tackle and one at left tackle...Member of offensive line that ranked second in NFL in percentage of sacks allowed (3.6) and was second in AFC (T-4th NFL) in total sacks allowed (24)...Also helped team complete second straight season with NFL's top passing offense while also finishing second in league in total offense and among top ten in average gain per rush...Was one of key blockers as Oilers piled up 486 yards (2nd best of season) in 35-3 besting of Bengals (10/27)...In 16-13 OT loss at Washington (11/3), moved to LT following injury to Don Maggs (elbow) with Dean Steinkuhler filling in at RT...In following week's 26-23 OT victory over Dallas (11/10), helped offense produce franchise-best 583 yards including four scoring drives of 70+ yards...Got only start of season at LT in 26-14 loss at Pittsburgh (11/24)...Started both



playoff games at RT...**1990:** Played in 15 games with nine starts...Started season's final eight contests at RT due to elbow injury to Dean Steinkuhler...Early in season, saw some action at TE in short yardage situations...Got first NFL start in place of Steinkuhler in 24-21 loss to 49ers (10/7), then sat out only game of season due to knee injury in 48-17 win over Bengals (10/14)...Was inserted into starting line-up for remainder of season beginning in week #8 loss to Rams (11/4)...Helped offense generate club-record 58 points in win over Cleveland (12/9) and was key member of offense that racked up 563 yards in victory at K.C. (12/16)...Started at RT in post-season loss at Cincinnati (1/6/91)...**1989:** As a rookie, appeared in 14 games with no starts, seeing action on special teams and at tackle...Got playing time at tackle in season-opening loss at Minnesota (9/10) following injuries to Jay Pennison and Mike Munchak...Was on team's inactive list for successive games against Pittsburgh and Cleveland (10/22, 10/29)...Had most playing time of season at tackle in place of injured Bruce Davis (thigh) in loss at K.C. (11/26)...Was on two-man inactive list for playoff loss to Steelers (12/31)...Drafted by Oilers in first round (23rd overall) in 1989.

**COLLEGE:** Is one of finest linemen in Florida history...After redshirt season in 1984, won job as a freshman and started 46 straight games...As a **senior**, earned First Team All-Southeastern Conference honors and was also named on several All-America teams...Also played in East-West Shrine Game...UF's line permitted just 13 QB sacks in '88...Was key blocker for Heisman Trophy candidate Emmitt Smith (Cowboys)...Started 12 games at left tackle and was team captain as Gators defeated Illinois in All-American Bowl...In **junior** season, was AP Second Team All-SEC and also Football News Second Team All-America...Saw action in more plays than any other offensive player...Gator running attack averaged 176.7 yards per contest including 348 against Mississippi State that was Florida's highest total in ten years...Gators accounted for 573 yards of total offense in that game, the second highest total in SEC history...UF earned invitation to Hula Bowl, losing to UCLA...**Sophomore** campaign included Football News First Team All-America Sophomore honors...Started every game at left tackle and participated in more plays than any other offensive player...Was recipient of UF's Jimmy Kynes Award to player who best displays mental and physical toughness throughout the season...Was the only Gator **freshman** to start all 11 games in 1985...Showed durability by tying for team lead in plays participated in...Was named Football News Second Team Freshman All-America while helping Gators rank 19th in nation in total offense...Is one semester short of B.A. in recreation.

**PERSONAL:** Married to Debi (6/17/89), couple lives year-round in The Woodlands, Texas...Has been an active volunteer for Special Olympics and the Houston Food Bank...Hobbies include fishing, hunting, and playing golf...Lists favorite movie as "The Untouchables," favorite TV show as "Coach," and favorite book as "Patton"...Enjoys listening to ZZ Top and Van Halen...Attended Lakeland (Fla.) High School, lettering in football, basketball, and weightlifting...Set state H.S. record with bench press of 415 lbs...Was First Team Parade All-America and was top lineman in Florida...Full name is David Wayne Williams, born June 21, 1966 in Lakeland, Florida.

### NFL STATISTICS

**GAMES/STARTS:** 1989: 14/0, 1990: 15/9, 1991: 16/16, 1992: 16/16.  
**4-YEAR TOTALS: 61/41 (P-4/4)**

# LEE WILLIAMS

DE/DT

97



Height.....6-6  
 Weight.....271  
 Born.....10/15/62  
 College.....Bethune-Cookman  
 How Acq....Trade, 1991  
 NFL.....10th Year

**1992:** Played all 16 games with five starts (2 at LE, 3 at RDT)...Starts came in games #1-2, 5-7...Primarily served as Oilers' defensive line "rover," filling in regularly at various spots on line...Had 35 tackles (24, 11) and finished second on team (10th AFC) in sacks with 11...Marked highest sack production since getting 14 for Chargers in 1989...In 23-20 OT win over Kansas City, suffered second quarter knee hyperextension and did not return...Replaced Doug Smith at RDT in 38-24 victory over Bengals (10/11), then started following two games in Smith's place...Got first multi-sack game as an Oiler with two while notching 100th career start and 75th career sack in 27-21 loss at Denver (10/18)...Registered 1.5 sacks in 24-7 Monday night besting of Bears (12/7)...In 17-14 win at Cleveland (12/20), recorded most important tackle of season with third down stop of Kevin Mack for no gain in game's final two minutes to give Oilers ball for winning TD drive...In 27-3 regular season-ending triumph over Bills (12/27), had three sacks for fourth time in career (for Chargers vs. Seahawks 10/6/85, vs. Broncos 10/2/88, vs. Rams 11/12/88)...Played but had no tackles in post-season loss at Buffalo (1/3/93).

**PRO:** Considered one of top pass rushers in AFC...Possesses outstanding speed, quickness, agility, and strength...Is two-time Pro Bowler...Played first seven seasons of career for San Diego...Finished Charger tenure second on team's all-time sack list with 66.5 (behind Gary Johnson's 67)...Entering '93 season, ranked fifth among active AFC sackers with 79.5...**1991:** Acquired from the Chargers (8/22) in exchange for the Oilers' 1992 first round draft choice plus WR Shawn Jefferson...Ended up playing ten games with five starts for Houston, seeing action at both defensive end and defensive tackle...Statistically, contributed 17 total hits (11,6), three QB sacks, and a fumble recovery...With Sean Jones a late signee, started season's first four games at right end...In season-opening 47-17 triumph over Raiders (9/1), started at RE but actually played all four defensive line positions...Got first sack of Oiler career in 30-7 win at Cincinnati (9/8), then registered another in loss at New England (9/22)...In that Patriot contest, suffered broken left forearm on final drive of game and underwent surgery two days later...Placed on injured reserve (9/27) and missed six games before activation (11/16)...That snapped streak of 96 consecutive non-strike starts...Replaced Ray Childress (ribs/back) at LDT in 17-14 trimming of Cleveland (12/15), then started regular season finale at LDT versus Giants (12/21) in place of Childress...Started both playoff games, at LDT in 17-10 win over Jets (12/29) and at RDT in place of Doug Smith (ribs) in 26-24 loss at Denver (1/4/92)...Totalled seven tackles and a sack (versus Jets) in post-season play...**1990:** Started all 16 games for San Diego at left end and accumulated 63 tackles (54, 9), 7.5 sacks, and five passes defensed...Was voted Chargers' Defensive Lineman of the Year...Had pair of QB drops in victory over Cleveland (9/23)...**1989:** Was a San Diego starter for all 16 games, notching linemen-leading 68 tackles (62, 6), an AFC-best 14 sacks, and five pass break-ups...Was voted AFC starter for Pro Bowl and also earned Sporting News First Team All-Pro...Additional honors included Second Team All-Pro recognition from AP and College and Pro Football Newsweekly, and First Team All-AFC notice from

UPI and Pro Football Weekly...After playing end almost exclusively since 1985, primarily played defensive tackle which made sack total even more impressive...Among league's DTs, only Minnesota's Keith Millard had more sacks (18)...Had six multi-sack games including two against Raiders (9/10), Cardinals (10/1), Giants (10/22), Steelers (11/19), Jets (12/3), and Broncos (12/24)...**1988:** Again started all 16 games and led all linemen with 71 tackles (61, 10) to go with 11 sacks (T-2nd AFC), personal-best ten pass break-ups, and two forced fumbles...Earned first Pro Bowl appearance (starter) while also being named AP Honorable Mention All-Pro and UPI Second Team All-AFC...Had pair of three-sack games against Broncos (10/2) and Rams (11/12)...**1987:** Was Chargers' starter at LE in all 12 non-strike games and ended up with 39 total tackles (31, 8) plus team-best eight QB drops, five pass bat-downs, and two forced fumbles...Was Pro Bowl alternate...**1986:** Started all 16 regular season games...Statistically, had career-best 73 tackles (57, 16) to go with personal-high 15 sacks (3rd best in team history), six passes defensed, and a fumble recovery...Finished second in AFC in sacks behind current Oiler teammate Sean Jones' 15.5...Honors included AP Honorable Mention All-Pro and UPI Second Team All-AFC...Produced sacks in 11 of 16 games with season-best 2.5 in game with Dallas (11/16)...Had career-best nine tackles against Philadelphia (10/26)...**1985:** In first full NFL season, started all 16 contests at left end, contributing 50 tackles (41, 9), nine sacks, six pass bat-downs, an interception, two fumble recoveries, and a forced fumble...Had seven sacks in Chargers' first seven games...Registered three sacks against Seattle (10/6), a feat that had not been accomplished by a Charger player in four years...**1984:** Was acquired by Chargers in first round of USFL Supplemental Draft (6/5, 5th player overall), joining team on October 22...Played final eight games for San Diego, primarily in passing situations...Had six tackles (5, 1), one interception, and one sack...Had that sack and returned deflected pass 66 yards for touchdown versus Chicago (12/3)...Prior to joining Chargers, played 14 games for USFL's Los Angeles Express and managed 13 sacks...Express acquired rights from Tampa Bay Bandits (3/2)...Had been Bandits' territorial draft choice...Actually played back-to-back-to-back seasons, playing senior college season, immediately joining USFL, and then playing final half of NFL campaign.

**COLLEGE:** Was four-year starter at Bethune-Cookman and registered 27 sacks in final two seasons...As a **senior**, was First Team All-Mid-Eastern Athletic Conference selection...Majored in business administration.

**PERSONAL:** Married to Susie, couple lives in Plantation, Florida with daughter Brittani (5/22/87) and son Erik (8/28/91)...Hobbies include hunting and fishing...Owns a land acquisition and development company in Florida...Also designs and builds custom homes...Lists favorite movie as "Scarface" and favorite TV show as "Columbo"...Has cousin Andre Johnson who played for Dallas Cowboys...Attended Stranahan High School in Ft. Lauderdale, lettering in football, basketball, and track...Full name is Lee Eric Williams, born October 15, 1962 in Ft. Lauderdale, Florida.

## NFL STATISTICS

YEAR	TEAM	G-S	TACK.	ASST.	TOTAL.	FUM.			QB
						REC.	FOR.	INT.	SACK
1984	San Diego	8-0	5	1	6	0	0	1	1
1985	San Diego	16-16	41	9	50	2	1	1	9
1986	San Diego	16-16	57	16	73	1	0	0	15
1987	San Diego	12-12	31	8	39	0	2	0	8
1988	San Diego	16-16	61	10	71	1	2	0	11
1989	San Diego	16-16	62	6	68	0	1	0	14
1990	San Diego	16-16	54	9	63	0	1	0	7.5
1991	Houston	10-5	11	6	17	1	0	0	3
1992	Houston	16-5	24	11	35	0	0	0	11
<b>9-YEAR TOTALS</b>		<b>126-102</b>	<b>346</b>	<b>76</b>	<b>422</b>	<b>5</b>	<b>7</b>	<b>1</b>	<b>79.5</b>
<b>PLAYOFFS</b>		<b>2-2</b>	<b>3</b>	<b>4</b>	<b>7</b>	<b>0</b>	<b>0</b>	<b>0</b>	<b>1</b>

## ADDITIONAL STATS

**Passes Defended:** 6 in 1985, 6 in 1986, 5 in 1987, 10 in 1988, 5 in 1989, 5 in 1990, 1 in 1992 for total of 38

**Touchdown:** 66-yd. interception ret. vs. Chicago 12/3/84



# 1993 DRAFT CHOICES

RD.	NO.	PLAYER	POS.	HT.	WT.	BIRTH-DATE	COLLEGE
1	13	Brad Hopkins	T	6-3	308	9/5/70	Illinois
2	47	Micheal Barrow	LB	6-1	238	4/19/70	Miami
4	102	Travis Hannah	WR	5-7	162	1/31/70	USC
5	131	John Henry Mills	TE	6-1	224	10/31/69	Wake Forest
6	158	Chuck Bradley	T	6-5	298	4/9/70	Kentucky
7	187	Patrick Robinson	WR	5-9	176	10/3/69	Tennessee St.
8	214	Blaine Bishop	CB	5-9	184	7/24/70	Ball State

## MICHEAL BARROW

**Linebacker**

# 51

Height.....6-1  
 Weight.....238  
 Born.....4/19/70  
 College.....Miami (Fla.)  
 Draft.....2. 47th



**COLLEGE:** Aggressive, hard-hitting player with tremendous intensity and leadership ability...Excels against the run and has speed to cover...Known for performance in big games...As middle linebacker, four-year Hurricane statistics included 420 tackles (228, 192), seven sacks, three interceptions, six forced fumbles, two fumble recoveries, and 15 passes defensed...As a **senior**, was named to several First Team All-America teams and was also All-Big East performer...Was Big East's Defensive Player of the Year and was finalist for the Butkus Award, symbolic of the nation's outstanding linebacker...Statistically, finished with career-best 131 tackles (80, 51) plus pair of sacks...Was ABC and Big East Defensive Player of the Week with 19 tackles in 17-16 edging of Penn State...Added 15 stops in 19-16 clutch victory over Florida State...Contributed three other 13-tackle efforts and had 17 hit against Syracuse...Was All-Big East as a **junior**, finishing with 115 tackles (64, 51) plus 2.5 sacks, three forced fumbles, and five pass breakups...Top player on defense that led nation in fewest points allowed (9.1 per game)...In 34-10 win over Tulsa, notched ten tackles, two forced fumbles, and a fumble recovery...Was conference's Defensive Player of the Week with 13 stops, a fumble recovery, and a forced fumble in 40-3 beating of Oklahoma State...Credited with 12 tackles versus Penn State and 13 against Florida State...In 19-14 decision over Boston College, had 12 tackles and key interception that set up TD...Had season-high 16 stops in 39-12 triumph over San Diego State...Became a starter in fifth game of **sophomore** campaign after season-ending knee injury to Jessie Armstead...Ended up with 125 total tackles (60, 65), five passes defensed, and 1.5 sacks...Top performance of season came with 18 tackles and a fumble recovery versus Notre Dame...Also had 13 stops in game with Florida State and 12 against Pittsburgh...In win over BC, notched 13 hits, a pair of goal line stops, and picked off pass at UM's one-yard line...Had 16 tackles against both Syracuse and San Diego State, then had 14 stops in 46-3 Cotton Bowl thumping of Texas...Played in all 11 games with three starts as a **freshman** and totaled 52 tackles (27, 25)...Had ten tackles and an interception against Missouri, and a season-high 13 stops in 56-0 win over Cincinnati...Was redshirted as incoming freshman in 1988...Holds B.S. in accounting.

**PERSONAL:** Single, spends off-season in Homestead, Florida...Worked on MBA during off-season...Has donated considerable time to D.A.R.E.

(drug awareness organization)...Last year, helped rebuild family's home in Homestead that was mostly destroyed by Hurricane Andrew...Following hurricane, mother moved into his apartment which was shared with three other teammates—jokes about being only senior to have mom living with him...Hobbies include reading, listening to music, and spending time with family...Lists favorite movies as "Beauty and the Beast" and "The Godfather," favorite TV show as "The Simpsons," and favorite book as "Black Boy"...Enjoys listening to Whitney Houston...Attended Homestead (Fla.) High School, lettering in football and track...H.S. honors included All-America, All-State, and All-County while also being named team's MVP...Has brother Wayne Cadogan who played for Montreal in CFL and another brother Carlos who played for Akron...Full name is Micheal Calvin Barrow, born April 19, 1970 in Homestead, Florida.

<b>BLAINE BISHOP</b>		
<b>Cornerback</b>	<b>23</b>	
	<b>Height</b> .....5-9 <b>Weight</b> .....184 <b>Born</b> .....7/24/70 <b>College</b> .....Ball State <b>Draft</b> .....8, 214th	

**COLLEGE:** Hard-hitting, aggressive player who may get opportunity at either cornerback or safety...Very athletic, has good quickness and coverage skills...Also is top-notch special teamer...Played final three seasons at Ball State after transferring from St. Joseph's (Ind.) College...Four-year college statistics included 313 total tackles (188, 125), 22 pass breakups, five forced fumbles, five fumble recoveries, 15 sacks, and four interceptions...**Senior** honors included Honorable Mention All-America and First Team All-Mid-America Conference...Was selected to play in Senior Bowl and Blue-Gray Game...A team captain, started ten games at RCB and compiled 74 hits (50, 24) and four sacks...Notched ten tackles and a fumble recovery against Kansas...Versus Western Michigan, recorded eight tackles, two sacks, and a forced fumble...Also had nine stops and a fumble recovery against Toledo and nine tackles in contest with Bowling Green...Started all 11 games at RCB as a **junior** and racked up 84 tackles (42, 42) and personal best six sacks...In 28-27 edging of Kent State, recorded 13 tackles and blocked a field goal that was returned 76 yards for TD...Credited with 11 hits, a sack, and a forced fumble against Indiana State...Was conference Defensive Player of the Week after producing nine tackles, a sack, and a forced fumble that set up key TD against Toledo...Earned Second Team All-MAC mention as a **sophomore** after compiling career-best 85 tackles (47, 35) and pair of sacks...Played in all 11 games and started season's final seven contests...Totaled 13 tackles against both Central Michigan and Kent State...Sat out 1989 season after transferring from St. Joseph's...As a **freshman** at St. Joe's, was All-Great Lakes Valley Conference pick with 70 tackles (49, 21), three interceptions, and three sacks...Holds B.S. in insurance.

**PERSONAL:** Single, spends off-season in Indianapolis...Has donated time to Say No to Drugs campaign...Hobbies include bowling, playing basketball, and going to movies...Lists favorite movie as "A Few Good Men," favorite TV show as "Martin," and favorite book as "The Firm"...Enjoys listening to Vanessa Williams...Attended Cathedral High School in Indianapolis, lettering in football and track...Was First Team All-State selection...Full name is Blaine Elwood Bishop, born July 24, 1970 in Indianapolis, Indiana.

# CHUCK BRADLEY

**Tackle**



# 75

**Height**.....6-5  
**Weight**.....298  
**Born**.....4/9/70  
**College**.....Kentucky  
**Draft**.....6, 158th



**COLLEGE:** Big, powerful offensive tackle with good speed for size...Known for work ethic, played extensively at both left and right tackle...During career at Kentucky, started 33 of 40 games including streak of 27 starts...As a **senior**, started ten of 11 contests, missing LSU game due to ankle sprain...Was All-SEC choice by one poll and was selected to play in Senior Bowl and Blue-Gray games...Was anchor of line that helped Wildcats rack up 556 yards against ranked Mississippi State for third best offensive output in school history...Had clutch block on key TD as UK gained 261 rushing yards in win over Indiana...Switched from right to left tackle as a **junior** and started all 11 games...Helped Kentucky gain 415 yards against LSU and 440 versus Georgia...Was team's starter at RT in all 11 games as a **sophomore**...Graded out as team's top blocker in six of 11 contests...Blocked two defenders on same one-yard game-winning TD play in 26-24 edging of Georgia...In **freshman** campaign, saw action in eight games and got first collegiate start versus Cincinnati...Earned spot on Football News' First Team All-Freshman team...Also was named to SEC's All-Freshman team...Was redshirted as incoming freshman...Holds B.A. in social work.

**PERSONAL:** Single, lives in Versailles, Kentucky during off-season... While in college, worked extensively for Lexington Underprivileged and Troubled Youth organization...Hobbies include fishing, hunting, and playing golf...Lists favorite movie as "Weird Science," favorite TV shows as "The Andy Griffith Show" and "The Wonder Years," and favorite book as "The Bluegrass Conspiracy"...Enjoys listening to Don Williams...Attended Fern Creek (Ky.) High School, lettering in football, basketball, and track. Was All-State as tackle and nose guard...Also earned All-State track honors in discus throw...Full name is Charles Warren Bradley II, born April 9, 1970 in Covington, Kentucky.

# TRAVIS HANNAH

**Wide Receiver**



# 82

**Height**.....5-7  
**Weight**.....162  
**Born**.....1/31/70  
**College**.....USC  
**Draft**.....4, 102nd



**COLLEGE:** Has exceptional speed and possessed with ability to make the big play...Combines speed with quickness and surprisingly tough build for size...Has been timed as low as 4.21 in 40-yard dash and was considered one of the fastest players in college football in 1992...Was also key member of Trojans' track team...Was receiver

and return specialist during four-year career at USC...Career totals included 53 catches for 852 yards (16.1 avg.) and two TDs...Also returned 25 kickoffs for 484 yards (19.7 avg.)...Teammate of WR Curtis Conway who was selected in first round by Chicago...As a **senior**, caught 28 balls for 395 yards (14.1 avg.) but did not return kicks...Snagged three balls for 98 yards including season-long 52-yarder against Washington...In track, finished fourth in NCAA finals in 400 meters and was second in PAC-10 meet...Qualified for the Olympic trials...**Junior** totals showed nine receptions for 183 yards (20.3 avg.) plus ten KORs for 173 yards...Had 45-yard catch against Arizona State and caught three for 77 yards versus Washington...Track-wise, was PAC-10 champion in the 400-meters...Played behind current Oiler teammate Gary Wellman as a **sophomore** and caught 15 passes for 267 yards (17.8 avg.) for two scores...Also brought back ten kickoffs for 195 yards (19.5 avg.)...Racked up 101 total yards in game with Penn State...In 56-7 win over Oregon State, had career highs in catches (6) and yards (102) including touchdown grabs of 15 and 45 yards...In track, finished second in the PAC-10 and sixth in the NCAA in the 400-meters...In **freshman** season, caught just one ball for seven yards, carried twice for 46 yards, and returned five kickoffs for 116 yards (23.2 avg.)...For Trojan tracksters, ended up second behind Carl Lewis in the 400-meters at UCLA Invitational...In 1988, was redshirted as incoming freshman...Holds B.S. in public administration.

**PERSONAL:** Single, lives in Inglewood, California...Was one of only two athletes on school's committee to select a new athletic director...Worked as intern in Los Angeles Lakers' public relations department...Is cousin of Giants' WR Stephen Baker...Hobbies include going to movies...Lists favorite movie as "Menace to Society" and favorite TV show as "Martin"...Enjoys listening to Coming Atcha...Attended Hawthorne (Cal.) High School, lettering in football and track...Was 1988 California state champion in 400-meters...Full name is Travis Lamont Hannah, born January 31, 1970 in Los Angeles, California.

## BRAD HOPKINS

**Tackle**



# 72

**Height**.....6-3  
**Weight**.....308  
**Born**.....9/5/70  
**College**.....Illinois  
**Draft**.....1, 13th



**COLLEGE:** Unquestionably considered one of the elite offensive linemen available in 1993 draft...Oilers traded up with Eagles from 19th to 13th spot in first round (plus third rounder) to ensure pick...Played both tackle and guard in college but is expected to be utilized at tackle by Oilers...Possesses outstanding quickness and athletic ability for size...Recent 40-yard dash time was 5.0...As a **senior**, honors included First Team All-America and First Team All-Big Ten selection...Was also chosen to play in Senior Bowl and Japan Bowl...Started every game at left tackle and graded out at 84%...Got season-high 93% grade with seven "knockdowns" as Illini rushed for 238 yards in victory over Northwestern...Got key goal line block on QB Jason Verduzco's game-winning touchdown in 13-12 triumph over Wisconsin...Was Illinois' starter at LT as a **junior** as team's offense averaged 397.8 yards per game...Earned All-Big Ten accolades...Paced offensive line that permitted just 14 sacks in 12



contests...Key blocker as Illini rolled up 645 yards in 51-10 win over Houston...In **sophomore** campaign, became a starter at LT in season's second game...Potent Illinois squad averaged 385.2 yards per game...Had key blocks on pair of TD runs as Illini racked up 496 yards in 34-0 shutout of Purdue...Had six "knockdowns" and vital block on two touchdowns as team gained 503 yards in 28-23 victory over Northwestern...Was redshirted in 1989 following **freshman** season...As a freshman, was a reserve offensive lineman...Was moved to that position following high school career as tight end...Holds B.S. in speech communications.

**PERSONAL:** Single, spends off-season in Moline, Illinois...Has donated considerable time making "stay in school" and anti-drug speeches to schools...Lists favorite movie as "Boyz-N-The-Hood," favorite TV show as "Martin," and favorite book as "To Kill a Mockingbird"...Enjoys listening to Sade...Attended Moline (Ill.) High School, lettering in football and basketball...Honors as a tight end included All-State, All-Area, and All-Conference...On H.S. basketball squad, teamed with former Iowa All-America Acie Earl to reach state playoffs...Full name is Bradley D. Hopkins, born September 5, 1970 in Columbia, South Carolina.

# JOHN HENRY MILLS

**Tight End**



# 48





**Height**.....6-1  
**Weight**.....224  
**Born**.....10/31/69  
**College**.....Wake Forest  
**Draft**.....5, 131st

**COLLEGE:** Three-time First Team All-Atlantic Coast Conference tight end who was also considered one of nation's top special teamers...Possesses unique package of speed, quickness, strength, and blocking ability for size...Abilities should allow use as tight end, H-back, or receiver...Career totals for Demon Deacons included 142 catches (3rd in school history) for 1652 yards (6th in WFU annals, 11.6 avg.) and six touchdowns plus 23 special teams tackles...**Senior** totals showed 34 receptions for 369 yards (10.9 avg) and a score...Started every game while earning Honorable Mention All-America and First Team All-ACC honors...Also was selected to play in Hula Bowl...Had five catches against Florida State and six versus North Carolina State...In 39-35 Independence Bowl win over Oregon, had four grabs for 83 yards plus three ST tackles...As a **junior**, was Honorable Mention All-America and First Team All-ACC with career-best 51 receptions for 559 yards and a TD...Against Northwestern, had season highs with 12 catches for 108 yards...Credited with five grabs in game with N.C. State and seven against Virginia...In **sophomore** season, caught 46 balls for career-bests in yards (623), average per-catch (13.5), and TDs (3)...Was First Team all-conference choice...Missed one game due to arthroscopic knee surgery...Average receiving yards per game ranked second in ACC...In game with Maryland, racked up six catches for 101 yards...Enjoyed one of top receiving performances in ACC history against Duke with 14 receptions for 230 yards and a TD...Both reception and yards total in that contest ranked second in school history...Won starting job as a **freshman** but was injured in third game against Army and missed remainder of season...With injury occurring in third game, received medical redshirt season from NCAA...Ended up with 11 catches for 101 yards (9.2 avg.) and one TD...Had seven grabs in first college game (against Ap-

palachian State)...Actually played in five different seasons at WFU, playing briefly on special teams as a true incoming freshman in 1988...Holds B.A. in speech communications.

**PERSONAL:** Single, spent past off-season in Winston-Salem, North Carolina...Has worked past three years for Athletes Who Care, a big brother program in Winston-Salem...During college career, also served as a volunteer at local homeless soup kitchen...Lists favorite movie as "Alien," favorite TV show as "Martin," and favorite book as autobiography of Malcolm X...Enjoys listening to Shabba Ranks...Attended Godby High School in Tallahassee, lettering in football, track, basketball, and weightlifting...Helped lead H.S. football team to pair of state titles...Full name is John Henry Mills, born October 31, 1969 in Jacksonville, Florida.

<b>PATRICK ROBINSON</b>		
<b>Wide Receiver</b>	<b>16</b>	
		

**COLLEGE:** Wide receiver who also has outstanding return skills...Has tremendous quickness and, despite size, is tough and fearless in traffic...Runs a 4.45 40-yard dash...Exceptional athlete, also played basketball at Tennessee State...Four-year TSU statistics included 140 receptions (3rd in school history) for 2439 yards (3rd in TSU history, 17.4 avg.) and 19 touchdowns...Also returned 40 kickoffs for 870 yards (21.8 avg.) and one score, plus 38 punts for 268 yards (7.1 avg.) and one TD...In **senior** season, was Second Team All-America and First Team All-Ohio Valley Conference pick...Caught 45 balls for career-best 803 yards (17.8 avg.), returned 31 kickoffs for 665 yards (21.5 avg.), and brought back 17 punts for 150 yards (8.8 avg.)...Ranked fifth in country in all-purpose yards per game with 161.8...In season opener against Middle Tennessee State, compiled 211 total yards that included eight catches for 104 yards...Had 361 total yards against Jackson State with 11 receptions for 182 yards and five KORs for 171 yards including a 91-yard TD...Snagged seven balls for 123 yards and a score versus Florida A&M, then grabbed four passes for 129 yards and a 76-yard TD against Austin Peay...Had 66-yard punt return for touchdown in game with Tennessee Tech...Was Second Team All-OVC choice as a **junior** with personal-best 49 receptions for 782 yards (16.0 avg.), 21 punt returns for 118 yards (5.6 avg.), and eight kickoff returns for 176 yards (22.0 avg.)...Totalled four 100-yard games...Had five catches for 113 yards against S.E. Missouri, then had career-best ten receptions for 149 yards versus Austin Peay...Had 219 total yards against Tennessee Tech with 144 on receiving (8 rec., 80-yd. TD), 64 on KORs, and 11 on PRs...Grabbed eight balls for 125 yards (1 TD) and returned three kickoffs for 71 yards in win over Southern...Was also starting point guard on basketball team, averaging 6.7 points and 2.5 rebounds per game...Earned First Team All-OVC accolades as a **sophomore** with 39 receptions for 714 yards (18.3 avg.) and career-best eight touchdowns...Against Grambling, caught six passes for 151 yards including pair of TDs (70, 17 yds.)...Caught four balls for 103 yards and 55-yard TD against Tennessee Tech and had pair of touchdown receptions (5, 13 yds.) versus Southern...Played in every games as a **freshman** and contributed seven receptions for 140 yards (20.0 avg.) and a TD...Was

redshirted as a 1988 incoming freshman...Majored in history.

**PERSONAL:** Married to Anginita (5/8/93), couple resides in Memphis...Has donated considerable time working for Boy's Club...Hobbies include fishing and playing basketball...Lists favorite movies as "Rocky I-V" and favorite TV show as "The Cosby Show"...Enjoys listening to Michael Jackson...Attended Northside High School in Memphis, lettering in football, basketball, baseball, and track...Was All-City selection as a H.S. quarterback and was three-sport team MVP...Has brother Michael who was cornerback at Ole Miss...Full name is Patrick Lavel Robinson, born October 3, 1969 in Memphis.



# HOUSTON OILERS' 19

NO.	NAME	POS.	HT.	WT.	BIRTHDATE
76	Alm, Jeff	DT	6-6	272	3/31/68
59	Bowden, Joe	LB	5-11	230	2/25/70
33	Brown, Gary	RB	5-11	229	7/1/69
22	Brown, Tony	CB	5-9	183	5/15/70
14	Carlson, Cody	QB	6-3	202	11/5/63
79	Childress, Ray	DT/DE	6-6	272	10/20/62
87	Coleman, Pat	WR	5-7	173	4/8/67
66	Dawson, Doug	G	6-3	288	12/27/61
3	Del Greco, Al	PK	5-10	200	3/2/62
28	Dishman, Cris	CB	6-0	188	8/13/65
77	Donnalley, Kevin	T	6-5	305	6/10/68
85	Drewrey, Willie	WR	5-7	164	4/28/63
38	Dumas, Mike	S	5-11	181	3/18/69
80	Duncan, Curtis	WR	5-11	184	1/26/65
55	Flannery, John	G/C	6-3	304	1/13/69
95	Fuller, William	DE	6-3	274	3/8/62
81	Givins, Ernest	WR	5-9	172	9/3/64
83	Harris, Leonard	WR	5-8	166	11/27/60
24	Jackson, Steve	CB	5-8	182	4/8/69
84	Jeffires, Haywood	WR	6-2	201	12/12/64
96	Jones, Sean	DE	6-7	268	12/19/62
56	Kozak, Scott	LB	6-3	222	11/28/65
57	Lathon, Lamar	LB	6-3	252	12/23/67
29	Lewis, Darryll	CB	5-9	188	12/16/68
93	Lyles, Robert	LB	6-1	230	3/21/61
58	Marshall, Wilber	LB	6-1	231	4/18/62
74	Matthews, Bruce	C/G	6-5	291	8/8/61
86	Mays, Damon	WR	5-9	170	5/20/68
25	McDowell, Bubba	S	6-1	198	11/4/66
94	Montgomery, Glenn	DT	6-0	278	3/31/67
9	Montgomery, Greg	P	6-4	215	10/29/64
1	Moon, Warren	QB	6-3	212	11/18/56
63	Munchak, Mike	G	6-3	284	3/5/60
64	Norgard, Erik	C/G	6-1	282	11/4/65
26	Orlando, Bo	S	5-10	180	4/3/66
21	Petry, Stan	CB	6-0	181	8/14/66
7	Richardson, Bucky	QB	6-1	228	2/7/69
68	Roberts, Tim	DT	6-6	318	4/14/69
31	Robertson, Marcus	S/CB	5-11	197	10/2/69
50	Robinson, Eddie	LB	6-1	245	4/13/70
53	Seale, Eugene	LB	5-	260	6/3/64
89	Slaughter, Webster	WR	5-	175	10/19/64
52	Small, Jessie	LB	5-	240	11/30/66
54	Smith, Al	LB	6-1	251	11/26/64
32	Tillman, Spencer	RB	5-11	206	4/21/64
88	Wellman, Gary	WR	5-9	173	8/9/67
44	White, Lorenzo	RB	5-1	222	4/12/66
73	Williams, David	T	6-5	297	6/21/66
97	Williams, Lee	DE/D	5-	271	10/15/62

# 93 VETERANS ROSTER

NFL EXP.	COLLEGE	HOMETOWN	HOW ACQUIRED
4	Notre Dame	Orland Park, IL	D 2 1990
2	Oklahoma	Mesquite, TX	D 5A 1992
3	Penn State	Williamsport, PA	D 8 1991
2	Fresno State	Granada Hills, CA	D 5B 1992
7	Baylor	San Antonio, TX	D 3 1987
9	Texas A&M	Richardson, TX	D 1A 1985
3	Mississippi	Cleveland, MS	D 9 1990, FA 1991
7	Texas	Houston, TX	FA 1991
10	Auburn	Coral Gables, FL	FA 1991
6	Purdue	Louisville, KY	D 5A 1988
3	North Carolina	Raleigh, NC	D 3B 1991
7	West Virginia	Columbus, NJ	D 11 1985, FA 1993
3	Indiana	Lowell, MI	D 2A 1991
7	Northwestern	Detroit, MI	D 10 1987
3	Syracuse	Pottsville, PA	D 2C 1991
8	North Carolina	Chesapeake, VA	T (Rams) 1986
8	Louisville	St. Petersburg, FL	D 2 1986
8	Texas Tech	McKinney, TX	FA 1987
3	Purdue	Houston, TX	D 3A 1991
7	North Carolina State	Greensboro, NC	D 1B 1987
10	Northeastern	Montclair, NJ	T (Raid.) 1988
5	Oregon	Colton, OR	D 2 1989
4	Houston	Wharton, TX	D 1 1990
3	Arizona	La Puente, CA	D 2B 1991
9	TCU	Los Angeles, CA	D 5 1984, FA 1993
10	Florida	Titusville, FL	T (Wash.) 1993
11	USC	Arcadia, CA	D 1 1983
2	Missouri	Phoenix, AZ	FA 1992
5	Miami (FL)	Merritt Island, FL	D 3 1989
5	Houston	Uretna, LA	D 5 1989
6	Michigan State	Red Bank, NJ	D 3B 1988
10	Washington	Los Angeles, CA	FA 1984
12	Penn State	Scranton, PA	D 1 1982
4	Colorado	Arlington, WA	FA 1990
4	West Virginia	Berwick, PA	D 6 1989, FA 1990
4	Texas Christian	Sugar Land, TX	FA 1993
2	Texas A&M	Baton Rouge, LA	D 8 1992
2	Southern Mississippi	Atlanta, GA	D 5C 1992
3	Iowa State	Pasadena, CA	D 4B 1991
2	Alabama State	New Orleans, LA	D 2 1992
7	Lamar	Jasper, TX	FA 1987
8	San Diego State	Stockton, CA	FA 1992
5	Eastern Kentucky	Boston, GA	UFA (Phx.) 1993
7	Utah State	Los Angeles, CA	D 6A 1987
7	Oklahoma	Tulsa, OK	PB (S.F.) 1992
2	USC	Westlake Hills, CA	D 5 1991
6	Michigan State	Ft. Lauderdale, FL	D 1 1988
5	Florida	Lakeland, FL	D 1 1989
10	Bethune-Cookman	Ft. Lauderdale, FL	T (S.D.) 1991

# HOUSTON OILERS' 199

NO.	NAME	POS.	HT.	WT.	BIRTHDATE
36	Aldridge, Melvin	S	6-2	200	7/22/70
99	Atkins, James	DT	6-6	290	1/28/70
37	Baldner, Russell	RB	5-10	225	7/9/70
51	Barrow, Micheal	LB	6-1	236	4/19/70
12	Benton, Gerald	WR	5-7	155	8/24/70
23	Bishop, Blaine	CB	5-8	184	7/24/70
75	Bradley, Chuck	T	6-5	296	4/9/70
17	Brown, Reggie	WR	6-1	187	5/5/70
19	Campbell, Joe	WR	5-8	174	1/14/68
30	Carter, Doug	RB	5-10	215	12/6/68
35	Cavness, Grady	S	5-10	190	9/13/71
27	Davis, Harlan	W?	6-0	185	8/4/67
5	Fowble, Mark	PK	5-8	160	6/29/69
15	Gilbert, Freddie	WR	5-8	174	9/3/69
4	Gwaltney, Clint	PK	5-11	175	1/4/70
82	Hannah, Travis	WR	5-7	161	1/31/70
72	Hopkins, Brad	T	6-3	306	9/5/70
8	Huerta, Carlos	PK	5-7	172	6/29/69
70 (W)	Hunter, Brad	DE	6-5	270	8/16/68
69	Ismail, Hesham	G/C	6-2	288	6/11/69
98	Kilian, Jody	DE	6-4	270	11/17/69
18	Little, Joseph	WR	5-10	157	11/6/69
20	Martin, Emanuel	CB	5-11	184	7/31/69
47	Maston, Le'Shai	LB	6-1	215	10/7/70
70 (B)	McDonald, Turk	C	6-4	285	11/27/69
91	Miller, Eric	DE	6-5	275	5/13/69
48	Mills, John Henry	TE	6-0	222	10/31/69
61 (B)	Moriarty, Paul	T/G	6-5	290	2/25/69
6	Moseman, Bart	WR	6-0	185	10/23/70
60	Neal, Jeff	G/T	5-1	264	4/10/68
62	Nee, John	T/G	6-5	295	11/21/67
45	O'Bradovich, Ed	LB	6-0	247	7/28/69
46	Pierce, Alonzo	TE	6-1	241	9/17/68
40	Rand, Tony	S	5-10	180	2/24/71
11	Raye, Jimmy	WR	5-9	165	11/24/68
92	Robinson, Bo	DE	6-3	260	11/20/69
16	Robinson, Patrick	WR	5-8	176	10/3/69
90	Smith, Eddie	DT	6-1	356	3/23/70
71	Teeter, Mike	DE	6-2	260	10/4/67
78	Truitt, Leroy	T	6-3	310	5/23/69
67	Wallow, Rob	G	6-4	290	10/16/69
39	Williams, James	CB	5-11	190	10/8/70
61 (W)	Williams, Tony	DT	6-4	315	12/22/70
10	Williamson, Lee	QB	6-4	206	8/10/68

# 3 FIRST-YEAR ROSTER

NFL EXP.	COLLEGE	HOMETOWN	HOW ACQUIRED
R	Murray State	Pittsburg, TX	FA 1993
R	S.W. Louisiana	Greensburg, LA	FA 1993
R	Lenoir-Rhyne	Crystal River, FL	FA 1993
R	Miami (Fla.)	Homestead, FL	D 2 1993
R	Kansas State	Bay Shore, FL	FA 1993
R	Ball State	Indianapolis, IN	D 8 1993
R	Kentucky	Fern Creek, KY	D 6 1993
I	Alabama State	Miami, FL	FA 1992
I	Middle Tenn. State	Stratford, TN	FA 1993
R	Texas A&M	Dallas, TX	FA 1993
R	Texas	Sugar Land, TX	FA 1993
I	Tennessee	Metairie, LA	FA 1993
I	North Carolina State	Columbia, SC	FA 1993
R	Houston	Huntsville, TX	FA 1993
I	North Carolina	Shelby, NC	FA 1993
R	USC	Hawthorne, CA	D 4 1993
R	Illinois	Moline, IL	D 1 1993
I	Miami (Fla.)	Coral Gables, FL	FA 1993
R	BYU	North Bend, OR	FA 1993
I	Florida	Auburndale, FL	FA 1993
R	Kansas State	Belle Plaine, KS	FA 1993
I	Cal. State-Sacramento	Stockton, CA	FA 1993
I	Alabama State	Miami, FL	FA 1993
R	Baylor	Dallas, TX	FA 1993
R	Texas	Desoto, TX	FA 1993
I	Miami (Fla.)	Palm Beach Gardens, FL	FA 1993
R	Wake Forest	Tallahassee, FL	D 5 1993
R	Oklahoma	Woodlands, TX	FA 1993
R	Wheaton (Ill.)	New Brighton, MN	FA 1993
I	Howard Payne	Houston, TX	FA 1993
I	Elon	Highland Mills, NY	FA 1993
I	Michigan State	Chicago, IL	FA 1993
R	Baylor	Houston, TX	FA 1993
R	TCU	Aldine, TX	FA 1993
I	San Diego State	Irvine, CA	FA 1993
R	Texas	Bremond, TX	FA 1993
R	Tennessee State	Memphis, TN	D 7 1993
R	Texas Southern	Jackson, TN	FA 1993
2	Michigan	Fruitport, MI	FA 1993
I	Houston	LaMarque, TX	FA 1993
I	N.E. Louisiana	Peachtree City, GA	FA 1993
I	Texas Southern	Baton Rouge, LA	FA 1993
R	Kansas State	Manhattan, KS	FA 1993
R	Presbyterian (S.C.)	Marietta, GA	FA 1993

# 1993 NUMERICAL ROSTER

1	Warren Moon.....QB	55	John Flannery.....C/G
3	Al Del Greco.....PK	56	Scott Kozak.....LB
4	Clint Gwaltney.....PK	57	Lamar Lathon.....LB
5	Mark Fowble.....PK	58	Wilber Marshall.....LB
6	Bart Moseman.....WR	59	Joe Bowden.....LB
7	Bucky Richardson.....QB	60	Jeff Neal.....G/T
8	Carlos Huerta.....PK	61 (B)	Paul Moriarty.....T/G
9	Greg Montgomery.....P	61 (W)	Tony Williams.....DT
10	Lee Williamson.....QB	62	John Nee.....T/G
11	Jimmy Raye.....WR	63	Mike Munchak.....G
12	Gerald Benton.....WR	64	Erik Norgard.....G/C
14	Cody Carlson.....QB	66	Doug Dawson.....G/C
15	Freddie Gilbert.....WR	67	Rob Wallow.....G
16	Patrick Robinson.....WR	68	Tim Roberts.....DT
17	Reggie Brown.....WR	69	Hesham Ismail.....G/C
18	Joseph Little.....WR	70 (W)	Turk McDonald.....C
19	Joe Campbell.....WR	70 (B)	Brad Hunter.....DE
20	Emanuel Martin.....CB	71	Mike Teeter.....DE
21	Stan Pety.....CB	72	Brad Hopkins.....T
22	Tony Brown.....CB	73	David Williams.....T
23	Blaine Bishop.....CB	74	Bruce Matthews.....C/G
24	Steve Jackson.....CB	75	Chuck Bradley.....T
25	Bubba McDowell.....S	76	Jeff Alm.....DT
26	Bo Orlando.....S	77	Kevin Donnalley.....T
27	Harlan Davis.....WR	78	Leroy Truitt.....T
28	Cris Dishman.....CB	79	Ray Childress.....DT/DE
29	Darryll Lewis.....CB	80	Curtis Duncan.....WR
30	Doug Carter.....RB	81	Ernest Givins.....WR
31	Marcus Robertson.....S/CB	82	Travis Hannah.....WR
32	Spencer Tillman.....RB	83	Leonard Harris.....WR
33	Gary Brown.....RB	84	Haywood Jeffires.....WR
35	Grady Cavness.....S	85	Willie Drewrey.....WR
36	Melvin Aldridge.....S	86	Damon Mays.....WR
37	Russell Baldner.....RB	87	Pat Coleman.....WR
38	Mike Dumas.....S	88	Gary Wellman.....WR
39	James Williams.....CB	89	Webster Slaughter.....WR
40	Tony Rand.....S	90	Eddie Smith.....DT
44	Lorenzo White.....RB	91	Eric Miller.....DE
45	Ed O'Bradovich.....LB	92	Bo Robinson.....DE
46	Alonzo Pierce.....TE	93	Robert Lyles.....LB
47	Le'Shai Maston.....LB	94	Glenn Montgomery.....DT
48	John Henry Mills.....TE	95	William Fuller.....DE
50	Eddie Robinson.....LB	96	Stan Jones.....DE
51	Michael Barrow.....LB	97	Tom Williams.....DE/DT
53	Eugene Seale.....LB	98	Jody Kilian.....DE
54	Al Smith.....LB	99	James Atkins.....DT



# ORIGIN OF THE OILERS

(NFL Veterans Only)

YEAR	BY DRAFT (32)	BY TRADE (4)	FREE AGENTS (12)
1993		LB Wilber Marshall (Washington)	WR Willie Drewrey (FA) LB Robert Lyles (FA) CB Stan Petry (FA)
1992	LB Eddie Robinson (2) LB Joe Bowden (5a) CB Tony Brown (5b) DT Tim Roberts (5c) QB Bucky Richardson (8)		WR Damon Mays (FA) WR Webster Slaughter (FA) RB Spencer Tillman (FA-B)
1991	S Mike Dumas (2a) CB Darryll Lewis (2b) C/G John Flannery (2c) CB Steve Jackson (3a) T Kevin Donnalley (3b) S Marcus Robertson (4b) WR Gary Wellman (5) RB Gary Brown (8)	DE Lee Williams (San Diego)	PK Al Del Greco (FA)
1990	LB Lamar Lathon (1) DT Jeff Alm (2) WR Pat Coleman (9)		G/C Doug Dawson (FA) C/G Erik Norgard (FA)
1989	T David Williams (1) LB Scott Kozak (2) S Bubba McDowell (3) DT Glenn Montgomery (5) S Bo Orlando (6)		
1988	RB Lorenzo White (1) P Greg Montgomery (3b) CB Cris Dishman (5a)	DE Sean Jones (L.A. Raiders)	
1987	WR Haywood Jeffires (1b) QB Cody Carlson (3) LB Al Smith (6a) WR Curtis Duncan (10)		WR Leonard Harris (FA) LB Eugene Seale (FA)
1986	WR Ernest Givins (2)	DE William Fuller (L.A. Rams)	
1985	DT Ray Childress (1a)		
1984			QB Warren Moon (FA)
1983	G Bruce Matthews (1)		
1982	G Mike Munchak (1)		

## PRONUNCIATION GUIDE

**Bowden** — BOW-din

**Donnalley** — DON-a-lee

**Dumas** — DOO-r 5

**Jeffires** — JEFF-rees

**Lathon** — LAY-thin

**Petry** — PEE-tree

# OILERS IN "PLAN B"

(1989-1992)

Bold indicates players who made Oilers' final roster

## 1989

Signed: FB Carl Byrum (Bills), DE Mark Garalczyk (Jets), **WR Kenny Jackson** (Eagles), TE Calvin Magee (Buccaneers), LB Matt Monger (Jets), DE/TE Colin Scotts (Cardinals), **C/G George Yarno** (Falcons)

Lost: DE Robert Banks (Browns), S Keith Bostic (Colts), LB Toby Caston (Lions), LB Kurt Crain (Packers), T John Davis (Bills), WR Willie Drewrey (Buccaneers), LB Mark Dusbabek (Vikings), QB Brent Pease (Dolphins), RB Spencer Tillman (49ers), T David Viaene (Patriots), FB Ray Wallace (Steelers), T Doug Williams (Seahawks), TE Jamie Williams (49ers)

## 1990

Signed: S David Arnold (Steelers), **WR Bernard Ford** (Cowboys), WR Carl Harry (Redskins), **DE Ezra Johnson** (Colts), **S Terry Kinard** (Giants) S Leander Knight (Jets), **WR/KR Gerald McNeil** (Browns), G Tommy Robison (Falcons)

Lost: S Jeff Donaldson (Chiefs), S Tracey Eaton (Cardinals), FB Tracy Johnson (Falcons), TE Bob Mrosko (Giants), DE Anthony Spears (Cowboys), TE Chris Verhulst (Broncos), C/G George Yarno (Packers)

## 1991

Signed: DE Robert Banks (Browns), S Eric Bergeson (Falcons), **LB Rick Graf** (Dolphins), S John Hagy (Bills), WR Richard Johnson (Lions), WR Cedric Jones (Patriots), RB Kerry Porter (Broncos)

Lost: CB Steve Brown (49ers), RB Victor Jones (Patriots), S Brett Tucker (Bills), PK Tony Zendejas (Rams)

## 1992

Signed: **CB Jerry Gray** (Rams), WR Jeff Query (Packers), **RB Spencer Tillman** (49ers)

Lost: LB Eric Fairs (Bills), WR Drew Hill (Falcons), WR Alex Johnson (Patriots), WR Tony Jones (Falcons)



# LOOKING FOR IN 1993...

**Ray Childress...**To lead Oiler defensive linemen in tackles for ninth consecutive season. To record 800th career tackle...he has 743. To record 70th career sack...he has 60.5.

**Al Del Greco...**To record 700th career point...he has 674. To move up from ninth place on NFL's list of active career scoring leaders. To kick 150th career field goal...he has 132.

**Cris Dishman...**To record 20th career interception...he has 17. To move into tenth place on Oilers' all-time interceptions list by passing Miller Farr's 19.

**Willie Drewrey...**To reach 2000 yards in career kickoff returns...he has 1804. To reach 2000 yards in career receiving...he has 1598...To move from fifth to third place on Oilers' all-time punt returns list by passing Jerry LeVias' 505 yards and Bobby Jancik's 695...he has 496.

**Curtis Duncan...**To play in 100th career NFL game...he has 90. To record 300th career reception...he has 281. To reach 4000 career receiving yards...he has 3479. To score 20th career touchdown...he has 17. To play in all 16 games for sixth consecutive season.

**William Fuller...**To record 300th career tackle...he has 298. To record 50th career sack...he has 49.

**Ernest Givins...**To record 500th career reception...he has 438. To reach 7000 career receiving yards...he has 6527. To score 50th career touchdown...he has 42. To move from second to first place on Oilers' all-time receptions list by passing Drew Hill's 480...he has 438. To move from fourth to first place on Oilers' all-time receiving yards list by passing Charlie Hennigan's 6823, Ken Burrough's 6907, and Hill's 7477...he has 6527. To move from ninth to sixth place on Oilers' all-time scoring list by passing Hill's 282, Burrough's 288, and Hennigan's 306...he has 252 points. To record 20th career 100-yard game...he has 16. To extend club-record streak of seven consecutive seasons with 50 or more receptions.

**Haywood Jeffires...**To record 400th career reception...he has 320. To reach 4000 and 5000 career receiving yards...he has 3899. To score 30th career touchdown...he has 27. To move from fifth to third place on Oilers' all-time receptions list by passing Ken Burrough's 408 and Charlie Hennigan's 410...he has 320. To become first player since the AFL-NFL merger to lead a conference in receptions in four straight seasons.

**Sean Jones...**To record 80th career sack...he has 75.5. To play in 150th career game...he has 138.

**Lamar Lathon...**To record 200th career tackle...he has 183.

**Wilber Marshall...**To record 1000th career tackle...he has 916. To record 50th career sack...he has 41. To record 25th career interception...he has 21. To play in 150th career game...he has 139. To record sixth consecutive 100+ tackle season.

**Bruce Matthews...**To earn sixth consecutive Pro Bowl berth. To extend team-best streak of playing in 85 consecutive games.

**Bubba McDowell...**To record 400th career tackle...he has 346. To lead Oiler defensive backs in tackles...fifth consecutive season.

**Greg Montgomery...**To record 30th career punt...he has 256.

**Warren Moon...**To earn sixth consecutive Pro Bowl berth. To extend record of most passing yards of any quarterback in professional football history...he has 51,428. To record 200th touchdown pass...he has 175. To record 30th career 300-yard passing performance...he has 25. To record 50th career game without an interception...he has 46.

**Mike Munchak...**To break tie with Elvin Bethea and earn Oiler record eighth Pro Bowl selection. To earn seventh consecutive Pro Bowl berth. To move from fifth to fourth place on Oilers' all-time games played list by passing Robert Brazile's 147...he has 146.

**Webster Slaughter...**To play in 100th career game...he has 96. To record 400th career reception...he has 344. To reach 6000 career receiving yards...he has 5320. To score 40th career touchdown...he has 31. To record 20th career 100-yard game...he has 15.

**Al Smith...**To record 700th career tackle...he has 646. To play in 100th career game...he has 90. To record fourth consecutive 100+ tackle season.

**Lorenzo White...**To reach 3000 career rushing yards...he has 2857. To move from fifth to second place on Oilers' all-time rushing list by passing Charles Tolar's 3288, Mike Rozier's 3426, and Hoyle Granger's 3514...he has 2857. To become first Oiler since Earl Campbell to have consecutive 1000-yard rushing seasons.

**Lee Williams...**To record 80th and 90th career sack...he has 79.5.

# ALL-TIME ROSTER

## COACHES

(1960-1993)

**BOLD indicates active with Oilers**

Armstrong, Neill .....1962-63	Miller, Burnie .....1971-73
<b>Baggett, Charlie.....1993</b>	Nolan, Dick .....1981
Baugh, Sammy .....1964-65	<b>Novak, Frank .....1989-93</b>
Beatty, Bruce .....1973	Padilla, Bob .....1984-85
<b>Bettis, Tom .....1986-87, 1993</b>	Palmer, Chris .....1990-92
Biles, Ed.....1974-80, 81-83	<b>Pardee, Jack.....1990-93</b>
Boghosian, Sam .....1974-75	Peccatiello, Larry .....1972-75
Bourgeois, Andy .....1973-83	Peterson, Bill .....1972-73
Breaux, Don .....1972	Petitbon, Richie .....1974-77
Bugel, Joe .....1977-80	Phillips, O.A. "Bum" .....1974-80
<b>Bush, Frank .....1992-93</b>	Phillips, Wade .....1976-80
Callahan, Ray .....1981-82	Pitts, Elijah .....1981-82
Campbell, Hugh .....1984-85	Polsfoot, Fran .....1968-71, 75-76
Carpenter, Lew .....1973-74	Rapp, Vic .....1983
Childress, Joe .....1966-70	Reese, Floyd .....1986-89
Conkright, W.F. "Red" .....1963-64	Rice, George .....1975-76
Dalton, O. Kay .....1963-84	Roberts, Al .....1984-85
Devlin, John .....1984-85	Robinson, Wayne .....1966-67
Devore, Hugh .....1966-70	<b>Ryan, Buddy.....1993</b>
Dickson, George .....1971	Rymkus, Lou .....1960-61, 65
Dry, F.A.....1966-70	Saban, Nick .....1988-89
Durden, Earnel .....1973	Schlinkman, Walt. 1960-63, 65-71, 76
Eddy, Jim .....1990-92	Sacer, Dick .....1981-82
Ettinger, John .....1964	Sherman, Ray.....1988-89
Faragalli, Joe.....1985	Shipp, Ken .....1977-78
Gaines, Gene .....1984-85	Shively, Doug .....1986-89
Galat, Joe .....1981	Shofner, Jim .....1981-82
Gambold, Bob .....1978-82	Simpson, Jackie .....1972
<b>Gilbride, Kevin .....1989-93</b>	Smith, Jerry .....1972
Gillman, Sid .....1973-74	Smith, Richard .....1988-92
Glanville, Jerry.....1984-89	Speedie, Mac .....1960-61
Helton, Kim .....1987-89	Spencer, Joe .....1961-65
Henning, Dan.....1972	<b>Stanley, Jim .....1990-93</b>
Hill, King .....1971-80	Staub, Ralph .....1982-83
Houston, Ken .....1982-85	Steber, John .....1964
Huff, Gary .....1986	Studley, Chuck .....1983
Hughes, Ed .....1971	Taylor, Hugh "Bones".....1964-65
Ivy, Frank "Pop" .....1962-63	Thomas, Pat .....1990-92
Jackson, Milt .....1986-88	Wallner, Fred .....1960-61
Jamieson, Dick .....1986-87	Walsh, Tom .....1983-86
Jones, June .....1987-88	<b>Wafferson, Steve .....1988-93</b>
<b>Jones, Ronnie .....1993</b>	<b>Williams, Gregg.....1993</b>
Lemm, Wally .....1960-61, 66-70	Woolley, Joe .....1973-75
Lemmerman, Bruce .....1984-85	<b>Young, Bob .....1990-93</b>
Madro, Joe .....1972-74	Young, John Paul .....1978-80
McCalmon, Miller .....1986-87	Yowarsky, Walt .....1971
McCullough, Ken .....1976	Zwahlen, Ernie.....1971
McFadin, "Bud" Lewis .....1966-70	

## PLAYERS

(1960-1992)

**BOLD indicates active with Oilers**

\*Played in 1987 replacement game only

### A

Abraham, Robert [LB], No. Carolina St.....82-87	Anderson, Billy [WB], Tulsa.....67
Akiu, Mike [WR], Hawaii.....85-86	Anderson, Herbie [CB], Texas A&I.....91
Aldridge, Allen [DE], Prairie View.....71-72	Anderson, Warren [WR], W. Virginia.....78
Alexander, Willie [CB], Alcorn A&M.....71-79	Appleton, Scott [DT], Texas-Austin.....64-66
Allen, Dalva [DE], Houston.....60-61	Armstrong, Adger [RB], Texas A&M... 80-82
Allen, Gary [RB], Hawaii.....82	Arnold, Walt [TE], New Mexico.....82-83
Allen Geo. [DT], W. Texas State.....66-67	Atchason, Jack [TE], W. Illinois.....60
Allen, Patrick [CB], Utah State.....85-90	Atkins, Bob [S], Grambling.....70-75
<b>Alm, Jeff [DT], Notre Dame....90-92</b>	Autry, Hank [C], So. Mississippi.....69-70
Alston, Mack [TE], Maryland State.....73-76	Avery, Steve [FB], No. Michigan.....89
Amundson, Geo. [RB], Iowa State.....73-74	

### B

Babb, Gene [LB], Austin College .....62-63
Bailey, Harold [WR], Oklahoma St. ....81-83

Bailey, Mario [WR], Washington .....	92
Baker, Ed [QB], Lafayette .....	72
Baker, Jesse [DE], Jacksonville St.(AL) .....	79-87
Baker, Johnny [LB], Miss. State .....	63-66
Baker, Melvin [WR], Texas Southern .....	72
Banfield, Tony [CB], Okla. State .....	60-65
Banks, Chuck [FB], W. Virginia Tech .....	86
Banks, Robert [DE], Notre Dame .....	88
Barber, Mike [TE], La. Tech .....	76-81
Barnes, Pete [LB], Southern .....	67-68
Bass, Glen [WR], E. Carolina .....	67-68
Baumgartner, S. [DE], Purdue .....	77-79
Beathard, Pete [QB], So. Calif. .....	67-69
Beams, Byron [DT], Notre Dame .....	61
Beck, Braden [K], Stanford .....	71
Belme, Jim [WR], Purdue .....	68-73, 75-76
Bell, Billy [CB], Lamar .....	89
Belotti, George [C], So. Calif. .....	60-61
Benson, Duane [LB], Hamline .....	74-76
Bergey, Bruce [DT], U.C.L.A. .....	71
Bethea, Elvin [DE], North Carolina A&T .....	68-83
Beverly, David [P], Auburn .....	74
Billingsley, Ron [DT], Wyoming .....	71-72
Bingham, Gregg [LB], Purdue .....	73-84
Birdsong, Craig [S], N. Texas State .....	87
Bishop, Sonny [G], Fresno State .....	64-69
Blahak, Joe [S], Nebraska .....	73
Blanda, George [QB], Kentucky .....	60-66
Blanks, Sid [RB], Texas A&M .....	64-68
Bostic, Keith [S], Michigan .....	83-88
Botchan, Ron [LB], Occidental .....	61
Boucher, Scott [G], N. E. Louisiana .....	87
<b>Bowden, Joe [LB], Oklahoma .....</b>	<b>92</b>
Boyette, Garland [LB], Grambling .....	66-72
Brabham, Danny [LB], Arkansas .....	63-7
Bradshaw, Craig [QB], Utah State .....	87
Brantley, John [LB], Georgia .....	85
Brazile, Robert [LB], Jackson St. .....	75-84
Brezina, Bobby [RB], Houston .....	63
Briehl, Tom [LB], Stanford .....	85-87
Broadnax, Jerry [TE], Southern .....	74
Brooks, Billy [WR], Oklahoma .....	81
Brooks, Leo [DT], Texas-Austin .....	70-72
Brown, Don [RB], Houston .....	60
<b>Brown, Gary [RB], Penn St. ....</b>	<b>91-92</b>
Brown, Sonny [S], Oklahoma .....	87
Brown, Steve [CB], Oregon .....	83-90
<b>Brown, Tony [CB], Fresno State ..</b>	<b>92</b>
Bryant, Domingo [S], Texas A&M .....	87-88
Bryant, Steve [WR], Purdue .....	82-84
Burke, Ed [G], Notre Dame .....	64
Burrell, Ode [RB], Miss. State .....	64-69
Burrough, Ken [WR], Texas Sou. ....	71-81
Burton, Al [DE], Bethune-Cookman ..	76
Bush, Frank [LB], North Carolina St. ....	75-86
Butler, Jim [TE], Tulsa .....	72
Butler, Skip [K], Texas-Arlington .....	74-7
Byrd, Richard [DT], So. Mississippi .....	85-89
<b>C</b>	
Caldwell, Bryan [DE], Arizona St. ....	84
Campbell, Earl [RB], Texas .....	78-84
Campbell, Woody [RB], Northwestern .....	67-71
Cannon, Billy [RB], Louisiana St. ....	63-63
<b>Carlson, Cody [QB], Baylor .....</b>	<b>87-92</b>
Carpenter, Rob [RB], Miami (OH) .....	77-81
Carr, Levert [T], No. Central State .....	72-73
Carrell, John [LB], Texas Tech .....	66
Carrington, Ed [TE], Virginia .....	69
Carroll, Ronnie [G], Sam Houston State .....	74-75
Carson, John [TE], Georgia .....	60
Carter, David [C], W. Kentucky .....	77-84
Carwell, Larry [CB], Iowa State .....	67-68
Casper, Dave [TE], Notre Dame .....	80-83
Caster, Rich [WR], Jackson St. ....	78-80
Caston, Toby [LB], Louisiana St. ....	87-88
Caveness, Ron [LB], Arkansas .....	66-68
Chancellor, Ken [C], Houston .....	64
Charles, John [S], Purdue .....	71-74
Cheek, Richard [G], Auburn .....	72
Cheeks, B.W. [RB], Texas Southern .....	65
<b>Childress, Ray [DL], Texas A&amp;M ..</b>	<b>85-92</b>
Cindrich, Ralph [LB], Pittsburgh .....	73-75
Clark, Boobie [RB], Bethune-Cookman .....	79-80
Cline, Doug [LB], Clemson .....	60-66
Clinton, Charles [CB], San Jose State .....	87
Cobble, Eric [RB], S.W. Texas St. ....	87
Cochrane, Kelly [QB], Miami (FL) .....	72
Cole, Linzy [WR], Texas Christian .....	71
<b>Coleman, Pat [WR], Mississippi .....</b>	<b>90-92</b>
Coleman, Ronnie [RB], Alabama A&M .....	74-81
Compton, Dick [WR], McMurray .....	65
Cooks, Rayford [DE], No. Texas St. ....	87
Cooper, Joe [K], Cal-Berkeley .....	84
Corker, John [LB], Oklahoma St. ....	80-82
Cotney, Mark [S], Cameron St. ....	75
Cowlings, Al [LB], So. Calif. ....	73-74
Craft, Donnie [RB], Louisville .....	82-83
Craig, Dobie [WR], Howard Payne .....	64
Croyle, Phil [LB], Calif. Berk. ....	71-73
Culp, Curley [DT], Arizona St. ....	74-80
Cunnepper, Ed [DT], Alabama .....	62-63
Cunningham, Dick [LB], Arkansas .....	73
Currler, Bill [DB], S. Carolina .....	77-79
Curry, Bill [C], Georgia Tech .....	73
Cutsinger, Gary [DE], Oklahoma St. ....	62-68
<b>D</b>	
Darby, Al [WR], Florida .....	76
Darrington, Chris [WR], Weber St. ....	87
Daum, Mitch [TE], Wyoming .....	87
Davidson, Greg [C], No. Texas .....	80-82
Davidson, Pete [WR], Citadel .....	60
Davis, Bob [QB], Virginia .....	67-69
Davis, Bruce [T], U.C.L.A. ....	87-89
Davis, Donnie [TE], Southern .....	70
Davis, John [G/C], Georgia Tech .....	87-88
Davis, Marvin [LB], Southern .....	74
Dawkins, Joe [RB], Wisconsin .....	70-75
<b>Dawson, Doug [G], Texas .....</b>	<b>90-92</b>
Dawson, Rhett [WR], Florida St. ....	72
Dean, Jimmy [DE], Texas A&M .....	78
<b>Del Greco, Al [K], Auburn .....</b>	<b>91-92</b>
Dempsey, Tom [K], Palomar, J.C. ....	77
Deweall, Willard [TE], S.M.U. ....	61-64
Dickenson, Bo [RB], Miss. Southern .....	63
Dickey, Lynn [QB], Kansas State .....	71-75
Dietrich, John [K], Ball State .....	87
Dirder, Johnnie [WR], Sam Houston .....	78
<b>Dishman, Cris [CB], Purdue .....</b>	<b>88-92</b>
Dixon, Joe [DT], Tulsa .....	87
Dodge, Kirk [LB], Nev.-Las Vegas .....	86
Donaldson, Jeff [S], Colorado .....	84-89
Domres, Tom [DT], Wisconsin .....	68-71
<b>Donnalley, Kevin [T], North Carolina .....</b>	<b>91-92</b>
Dorris, Andy [DE], N. Mexico St. ....	77-81
Douglas, John [CB], Texas Southern ..	69-70
Dressel, Chris [TE], Stanford .....	83-86
Drewrey, Willie [WR], West Virginia .....	85-88
Drungo, Elbert [T], Tennessee St. ....	69-77
Dukes, Mike [LB], Clemson .....	60-63
<b>Dumas, Mike [S], Indiana .....</b>	<b>91-92</b>
Duncan, Brian [RB], S.M.U. ....	78
<b>Duncan, Curtis [WR], Northwestern .....</b>	<b>87-92</b>
Duniven, Tom [QB], Texas Tech .....	77-78
<b>E</b>	
Eaglin, Larry [CB], S.F. Austin .....	73
Eason, Bo [S], Cal-Davis .....	84-87
Eaton, Tracey [S], Portland St. ....	88-89
Eccles, Scott [TE], E. New Mexico .....	87
Edwards, Emmett [WR], Kansas .....	75
Edwards, Stan [RB], Michigan .....	82-86
Elkins, Lawrence [WR], Baylor .....	65-68
Elkins, Mike [QB], Wake Forest .....	92
Ellender, Richard [WR], McNeese St. ....	79
Evans, Robert [E], Texas A&M .....	65
Evans, Norman [T], Texas Christian .....	65
Eyre, Nick [T], Brigham Young .....	81
<b>F</b>	
Fairley, Leonard [S], Alcorn A&M .....	74
Fairs, Eric [LB], Memphis St. ....	86-91
Farr, Miller [CB], Wichita State .....	67-69
Faulkner, Stanley [T], Texas .....	64
Fanning, Stan [DE], Idaho .....	68
Fanucci, Mike [DE], Arizona State .....	73

Ferguson, Gene [T], Norfolk State.....71-72  
 Fields, Angelo [T], Michigan State.....80-81  
 Fisher, Ed [G], Arizona State.....74-82

**Flannery, John [G/C],**

**Syracuse.....91-92**  
 Floyd, Don [DE], Texas Christian.....60-68  
 Foote, James [QB], Delaware Valley...74-76  
 Ford, Bernard [WR], Central Florida.....90  
 Foster, Eddie [WR], Houston.....77-78  
 Foster, Jerome [DE], Ohio State.....83-84  
 Fowler, Jerry [G], N.W. Louisiana.....64  
 Fox, Scott [LB], Austin Peay\*.....87  
 France, Doug [T], Ohio State.....83-84  
 Franklin, Jerrell [G], Southern\*.....87  
 Frazier, Charles [WR], Texas Sou.....62-68  
 Frazier, Wayne [C], Auburn.....65  
 Frazier, Willie [TE],  
   Arkansas A&M.....64-65, 71-75  
 Freelon, Solomon [G], Grambling.....72-74  
 Frey, Dick [G], Texas A&M.....61  
 Fritsch, Toni [K], None.....77-81  
 Frongillo, John [C], Baylor.....62-66

**Fuller, William [DE],**

**North Carolina.....86-92**  
 Funchess, Tom [T], Jackson State...71-73

**G**

Garcia, Teddy [K], N.E. Louisiana.....90  
 Garrison, Gary [WR], San Diego St.....77  
 Gehring, Mark [TE], E. Washington\*.....87  
 Gerela, Roy [K], New Mexico St.....69-70  
 Germany, Willie [S], Morgan State.....75  
 Giles, Jimmie [TE], Alcorn U.....77

**Givins, Ernest [WR],**

**Louisville.....86-92**  
 Click, Freddy [S], Colorado St.....61-66  
 Golic, Mike [DT], Notre Dame.....85-87  
 Goode, Tom [C], Miss. State.....62-65  
 Goodman, Brian [G], U.C.L.A.....73-74  
 Gordon, Bobby [S], Tennessee.....60  
 Gossett, Jeff [P], E. Illinois.....87  
 Graf, Rick [LB], Wisconsin.....91-92  
 Granger, Hoyle [RB], Miss. St.....66-70, 72  
 Grant, Ken [G], Howard Payne.....70  
 Gray, Jerry [CB], Texas.....92  
 Gray, Leon [OT], Jackson St.....79-81  
 Greaves, Gary [DE], Miami (FL).....60  
 Green, Dave [P], Ohio.....73  
 Gresham, Bob [RB], W. Virginia.....73-74  
 Griffin, Larry [DB], No. Carolina.....86  
 Grimsley, John [LB], Kentucky.....84-90  
 Groman, Bill [WR], Heidelberg.....60-62, 66  
 Groth, Jeff [WR], Bowling Green.....79-80  
 Grunelsen, Sam [C], Villanova.....73  
 Guy, Buzz [G], Duke.....61  
 Quidry, Paul [LB], McNeese St.....73  
 Guzik, John [LB], Pittsburgh.....61

**H**

Hadi, John [QB], Kansas.....76-77  
 Hagwood, Rickey [DE],  
   South Carolina\*.....87  
 Haik, Mac [WR], Mississippi.....68-71  
 Hall, Ken [RB], Texas A&M.....60-61  
 Hamm, Bob [DE], Nevada Reno.....83-84  
 Hardeman, Don [RB], Texas A&I.....75-77  
 Harris, Corey [WR], Vanderbilt.....92  
 Harris, Larry [G], Oklahoma State.....78

**Harris, Leonard [WR],**

**Texas Tech.....87-92**  
 Hartwig, Carter [DB], U.S.C.....79-84  
 Harvey, Claude [LB], Prairie View.....70-71  
 Harvey, Jim [G], Mississippi.....72  
 Hatchett, Derrick [CB], Texas.....83  
 Havig, Dennis [G], Colorado.....76  
 Hawkins, Nat [WR], Nevada-Las Vegas...75  
 Hayes, Jim [DT], Jackson State.....65-66  
 Hayman, Conway [G], Delaware.....75-80  
 Haymond, Alvin [S], Southern.....73  
 Helluin, Jerry [DT], Tulane.....60  
 Henderson, Thomas [LB], Langston.....80  
 Hennigan, Charles [WR], N.W. La.....60-66  
 Herchman, Bill [DT], Texas Tech.....62  
 Hicks, W.K. [CB], Texas Southern.....64-69  
 Highsmith, Alonzo [FB],  
   Miami (FL).....87-89  
 Highsmith, Walter [T], Florida A&M.....72  
 Hill, Drew [WR], Georgia Tech.....85-91  
 Hill, Greg [CB], Oklahoma St.....83  
 Hill, Kent [G], Georgia Tech.....86-87

Hines, Glen Ray [T], Arkansas.....66-70  
 Hinton, Eddie [WR], Oklahoma.....73  
 Hoaglin, Fred [C], Pittsburgh.....74-75  
 Hoffman, Dalton [RB], Baylor.....64  
 Holligan, Henry [RB], Bishop College.....63  
 Holmes, Pat [DE], Texas Tech.....66-72  
 Holmes, Robert [RB], Southern.....71-75  
 Holston, Mike [WR], Morgan St.....81-84  
 Hopkins, Andy [RB], S.F. Austin.....71  
 Hopkins, Roy [RB], Texas Southern...67-71  
 Houston, Ken [S], Prairie View.....67-72  
 Howell, Pat [G], U.S.C.....83-85  
 Howfield, Ian [K], Tennessee.....91  
 Humphrey, Buddy [QB], Baylor.....66  
 Hunt, Calvin [C], Baylor.....72-73  
 Hunt, Daryl [LB], Oklahoma.....79-84  
 Hunt, Kevin [T], Doane (Neb).....73-77  
 Hunter, Herman [RB], Tennessee St\*.....87  
 Husmann, Ed [DT], Nebraska.....61-65

**J**

Jackson, Andrew [RB], Iowa State.....87  
 Jackson, Bob [RB], New Mexico State.....64  
 Jackson, Kenny [WR], Penn State.....89  
**Jackson, Steve [CB], Purdue .91-92**  
 Jacobs, Ray [DT], Howard Payne.....63  
 James, Arrike [TE], Delta State.....87  
 James, John [P], Florida.....82-84  
 Jamison, Al [T], Colgate.....60-62  
 Jancik, Bobby [S], Lamar Tech.....62-67  
 Jaquess, Pete [CB], New Mexico.....64-65  
 Jefferson, Charles [DB], McNeese St...79-80  
 Jefferson, Thad [LB], Hawaii\*.....87

**Jeffires, Haywood [WR],**

**North Carolina State.....87-92**  
 Jenkins, Al [G], Morris Brown.....73  
 Johns, Pete [S], Tulane.....67-69  
 Johnson, Al [S], Cincinnati.....72-78  
 Johnson, Alex [WR], Miami (FL).....91  
 Johnson, Benny [CB], J.C. Smith.....70-73  
 Johnson, Billy [WR], Widener.....74-80  
 Johnson, Byron [LB], Baylor\*.....87  
 Johnson, Charley [QB], New Mex. St...70-71  
 Johnson, Ezra [DE],  
   Morris Brown.....90-91  
 Johnson, John H. [RB], Arizona St.....66  
 Johnson, Kenny [S], Miss. State.....86-89  
 Johnson, Lee [P], Brigham Young.....85-87  
 Johnson, Mike [DE], Illinois.....84-85  
 Johnson, Rich [RB], Illinois.....69  
 Johnson, Richard [CB], Wisconsin.....85-92  
 Johnson, Tracy [FB], Clemson.....89  
 Johnson, Walter [LB],  
   Louisiana Tech.....87-88  
 Johnston, Mark [CB], Northwestern...60-63  
 Joiner, Charlie [WR], Grambling.....69-72  
 Joiner, Tim [LB], L.S.U.....83-84  
 Jolley, Lewis [RB], North Carolina...72-73  
 Jones, Gene [CB], Rice.....61  
 Jones, Harris [G], J.C. Smith.....73-74  
 Jones, Quintin [S], Pittsburgh.....89-90

**Jones, Sean [DE],**

**Northeastern.....88-92**  
 Jones, Spike [P], Georgia.....70  
 Jones Tony [WR], Texas.....90-91  
 Jones, Victor [RB], LSU.....90-91  
 Jones, Willie [DE], Kansas State.....67  
 Joyner, Larry [S], Minnesota\*.....87  
 Joyner, Willie [RB], Maryland.....84

**K**

Kafentzis, Kurt [S], Hawaii\*.....87  
 Kay, Bill [CB], Purdue.....81-83  
 Kellemeier, Doug [G], B.Y.U.\*.....87  
 Kelley, Mike [C/G], Notre Dame.....85-87  
 Kelly, Bob [DT], New Mexico St.....61-63  
 Kempf, Florian [K], Pennsylvania.....82-84  
 Kendall, Chuck [S], U.C.L.A.....60  
 Kennard, Ken [DE], Angelo State.....77-83  
 Kennedy, Mike [DB], Toledo.....84  
 Kerbow, Randy [WR], Rice.....63-64  
 Kidd, Billy [C], Houston.....87  
 Kinard, Terry [S], Clemson.....90  
 Kinnerman, Keith [RB], Florida St.....63, 65  
 Kiner, Steve [LB], Tennessee.....74-78  
 King, Claude [RB], Houston.....61  
 King, Kenny [RB], Oklahoma.....79  
 Kinney, George [DE], Wylie.....65  
 Kirk, Ernest [DE], Howard Payne.....77  
 Klotz, Jack [T], Penn State.....64

Knight, Leander [S] .....  
 Montclair State .....90  
 Knoff, Kurt [DB], Kansas .....77-78  
 Koncar, Mark [T], Colorado .....82  
**Kozak, Scott [LB], Oregon ....89-92**  
 Kush, Rod [S], Nebraska-Omaha .....85-86

**L**

Ladd, Ernie [DT], Grambling .....66  
 Lanphear, Dan [DE], Wisconsin .....60-62  
 Laraway, Jack [LB], Purdue .....61  
 Larkin, Eric [T], Miami (FL)\* .....87  
**Lathon, Lamar [LB], Houston .90-92**  
 Lee, Jackey [QB], Cincinnati .....60-63, 66-67  
 Ledbetter, Monte [WR],  
 N.W. Louisiana .....67  
 LeMoine, Jim [G], Utah State .....68-69  
 LeVias, Jerry [WR], So. Methodist .....69-70  
**Lewis, Darryll [CB], Arizona ...91-92**  
 Lewis, Jess [LB], Oregon State .....70  
 Lewis, Richard [LB], Portland St .....72  
 Little, John [DT], Oklahoma St .....75-76  
 Lou, Ron [C], Arizona State .....72-73, 76  
 Loveall, Calvin [CB], Idaho .....88  
 Luck, Oliver [QB], W. Virginia .....82-86  
 Lumpkin, Ron [CB], Arizona State .....75  
 Lyday, Allen [S], Nebraska .....84-87  
 Lyles, Robert [LB], T.C.U. ....84-90

**M**

Madsen, Lynn [DE], Washington .....86  
 Maggs, Don [T/G], Tulane .....86-92  
 Majors, Joe [DB], Florida State .....60  
 Manning, Archie [QB], Mississippi .....82-83  
 Maples, Bobby [C], Baylor .....65-70  
 Marcol, Chester [K], Hillsdale .....80  
 Marcontell, Ed [G], Lamar Tech .....67  
 Marshall, Rich [DT], S.F. Austin .....67-68  
 Martin, Charles [DT], Livingston .....67  
**Matthews, Bruce [G/C], USC ..83-92**  
 Matusak, John [DT], Tampa .....73  
 Mauck, Carl [C], Southern Illinois .....75-81  
 Maxwell, Tommy [S], Texas A&M .....74  
 Mayes, Ben [DT], Drake .....69  
 Mayo, Ron [TE], Morgan State .....73  
**Mays, Damon [WR], Missouri .....92**  
 McCannless, Jim [G], Clemson .....60  
 McCloskey, Mike [TE], Penn State .....83-85  
 McCollum, Bubba [DT], Kentucky .....74  
 McConnell, Brian [LB], Michigan .....73  
 McDaniel, Wahoo [LB], Oklahoma .....60  
 McDole, Ron [DE], Nebraska .....62  
 McDonald, Keith [WR], San Jose St.\* .....87  
**McDowell, Bubba [S],**

Morris, Dennis [LB], Oklahoma .....60-61  
 Morrison, Ron [T], New Mexico .....60  
 Moseley, Mark [K], S.F. Austin .....71-72  
 Mrosko, Bob [TE], Penn State .....89  
 Mullins, Eric [WR], Stanford .....84-85  
**Munchak, Mike [G],**

**Penn State .....82-92**

Murdock, Guy [C], Michigan .....72  
 Murphy, Mike [LB], SW Mo. State .....79  
 Musgrove, Spain [T], Utah State .....70

**N**

Naponic, Bob [QB], Illinois .....70  
 Neil, Kenny [DE], Iowa State\* .....87  
 Nelson, Benny [S], Alabama .....64  
 Nery, Ron [DE], Kansas State .....63  
 Newsome, Tony [CB], S.F. Austin .....87  
 Nicholson, Oliver [LB], Texas So. ....75  
 Nielsen, Gifford [QB], BYU .....78-83  
 Nix, Kent [QB], Texas Christian .....72  
**Norgard, Erik [C], Colorado ...90-92**  
 Norton, Jim [S], Idaho .....60-68

**O**

O'Brien, Sammy [LB], N.W. Louisiana .....71  
 Oerich, Dave [LB], San Francisco .....71  
 Oliver, Hubert [FB], Arizona .....86  
 Onesti, Larry [LB], Northwestern .....62-65  
**Orlando, Bo [S],**

**West Virginia .....90-92**

Otto, Bob [DE], Idaho State\* .....87  
 Owens, Joe [DE], Alcorn State .....76

**P**

Parker, Willie [DT],  
 Arkansas A&M .....67-70  
 Parks, Billy [WR],  
 Cal St, Long Beach .....73-75  
 Parks, Dave [WR], Texas Tech .....73  
 Parks, Jeff [TE], Auburn .....86-87  
 Parrish, Bernie [CB], Florida .....66  
 Parsley, Cliff [P], Oklahoma State .....77-82  
 Pastorini, Dan [QB], Santa Clara .....71-79  
 Peacock, Johnny [S], Houston .....69-70  
 Pease, Brent [QB], Montana .....87-88  
 Peguese, Willis [DE],  
 Miami (FL) .....90-92  
 Pennison, Jay [C], Nicholls St. ....86-90  
 Perkins, Willis [G], Texas Sou. ....61-63  
 Perry, Vernon [S], Jackson St. ....79-82  
 Perlo, Phil [G], Maryland .....60  
 Petersmark, Brett [C], E. Michigan\* .....87  
 Pettyjohn, Barry [T], Pittsburgh .....87  
 Phillips, Wes [T], Lenoir Rhyne .....79  
 Pinkett, Allen [RB],  
 Notre Dame .....86-91  
 Pitts, Hugh [C], Texas Christian .....60  
 Poole, Bob [TE], Clemson .....66-67  
 Poole, Larry [RB], Kent State .....78  
 Post, Dickie [RB], Houston .....71  
 Pritchard, Ron [LB], Arizona State .....69-72

**Q**

Queen, Jeff [TE], Morgan State .....74  
 Quinn, Steve [C], Notre Dame .....68

**R**

Randall, Tom [G], Iowa State .....79  
 Randle, Tate [DB], Texas Tech .....82  
 Ransom, Brain [QB], Tenn. St. ....83-84  
 Reaves, John [QB], Florida .....81  
 Reed, Alvin [TE], Prairie View .....67-72  
 Reed, Leo [G], Colorado St. ....61  
 Regner, Tom [G], Notre Dame .....67-72  
 Reihner, Geo. [G], Penn State .....77-80, 82  
 Reinfeldt, Mike [S],  
 Wisconsin-Milwaukee .....76-83  
 Renfro, Mike [WR], T.C.U. ....78-83  
 Rhome, Jerry [QB], Tulsa .....70  
 Rice, Andy [DT], Texas Southern .....67  
 Rice, Floyd [LB], Alcorn A&M .....71-73  
 Rice, George [DT], Louisiana St. ....66-70  
**Richardson, Bucky [QB],**  
**Texas A&M .....92**  
 Richardson, Mike [RB], S.M.U. ....69-71  
 Rieves, Charles [LB], Houston .....64  
 Riley, Avon [LB], U.C.L.A. ....81-86  
 Roaches, Carl [KR], Texas A&M .....80-84  
 Roberts, Guy [LB], Maryland .....72-75  
**Roberts, Tim [DT],**  
**So. Mississippi .....92**  
 Robertson, Bob [T], Illinois .....68  
**Robertson, Marcus [S], Iowa ..91-92**

**Miami (FL) .....89-92**  
 McFadin, Bud [DT], Texas Austin .....64-65  
 McLeod, Bob [TE],  
 Abilene Christian .....61-65  
 McMillian, Audrey [CB], Houston .....85-87  
 McNeil, Gerald [WR], Baylor .....90  
 McNeil, Clifton [WR], Grambling .....73  
 McPherson, Don [QB], Syracuse .....90  
 Meadows, Darryl [DB], Toledo .....83-84  
 Meads, Johnny [LB], Nicholls State .....84-92  
 Meredith, Dudley [DT], Lamar Tech .....63-68  
 Merken, Guldo [DB/WR],  
 Sam Houston .....78-80  
 Meyer, John [LB], Notre Dame .....66-67  
 Michael, Rich [T], Ohio State .....60-66  
 Mikolas, Doug [NT], Portland State\* .....88  
 Miller, Bill [DT], N. Mexico Highlands .....62  
 Miller, Clay [T], Michigan\* .....87  
 Miller, Ralph [G], Alabama State .....72-73  
 Milstead, Charles [QB], Texas A&M .....60-61  
 Miotke, Frank [WR],  
 Grand Valley State .....91  
 Mitchell, Leroy [CB], Texas Sou. ....69-70  
**Montgomery, Glenn [DT],**  
**Houston .....89-92**  
**Montgomery, Greg [P],**  
**Michigan St. ....88-92**  
 Montgomery, Mike [WR], Kansas St. ....74  
**Moon, Warren [QB],**  
**Washington .....84-92**  
 Moore, Ricky [FB], Alabama\* .....87  
 Moore, Zeke [CB], Lincoln .....67-77  
 Moran, Eric [T], Washington .....84-86  
 Morgan, Karl [DT], U.C.L.A. ....86  
 Moriarty, Larry [FB], Notre Dame .....83-86  
 Mroski, Mike [QB], Cal-Davis .....85

<b>Robinson, Eddie [LB],</b>	
<b>Alabama St. ....92</b>	
Robinson, Paul [RB], Arizona .....	72-73
Rodgers, Willie [RB], Kentucky State .....	72-75
Romano, Jim [C], Penn State .....	84-86
Rossovich, Tim [LB], So. California .....	76
Rozier, Mike [RB], Nebraska .....	85-90
Rucker, Conrad [TE], Southern .....	78-79
Rudolph, Council [DE], Kentucky State .....	72
Rushing, Marion [LB], Southern Illinois .....	68
<b>S</b>	
Salern, Harvey [T], Cal-Berkeley .....	83-86
Sampson, Greg [T], Stanford .....	72-78
Saul, Ron [G], Michigan State .....	70-75
Sawyer, John [TE], So. Mississippi .....	75-76
Schmidt, Bob [C], Minnesota .....	61-63
Schuhmacher, John [G], U.S.C. ....	78-85
<b>Seale, Eugene [LB], Lamar ....87-92</b>	
Severson, Jeff [S],	
Cal. State Long Beach .....	73-74
Shirley, George [DT], S.F. Austin .....	60-61
Simerson, John [G], Purdue .....	60
Simonsen, Todd [T], So. Dakota State .....	76
Skaugstad, Daryle [DT],	
Cal-Berkeley .....	81-82
Slack, Reggie [QB], Auburn .....	90-91
<b>Slaughter, Webster [WR],</b>	
<b>San Diego St. ....92</b>	
Sledge, Leroy [RB], Bakersfield J.C. ....	71
Small, Donovan [S], Minnesota* .....	87
Smiley, Tom [RB], Lamar Tech .....	70
<b>Smith, Al [LB], Utah State ....87-92</b>	
Smith, Bob [S], Miami (OH) .....	68
Smith, Bubba [DE], Michigan State .....	75-76
Smith, Dave [RB], Ripon .....	60-64
Smith, Dave [WR], Indiana-Pa. ....	72
Smith, Doug [DT], Auburn .....	85-92
Smith, Larry [LB], Kentucky* .....	87
Smith, Sid [C], So. California .....	74
Smith, Tim [WR], Nebraska .....	80-86
Smith, Tody [DE], So. California .....	73-76
Sochia, Brian [DT], N.W. Oklahoma .....	83-85
Sowells, Rich [DB], Alcorn State .....	77
Spears, Anthony [DE], Portland State .....	89
Spears, Julian [S], Huston-Tillotson .....	60-61
Spikes, Jack [RB], Texas Christian .....	65
Stabler, Ken [QB], Alabama .....	80-81
Steinfeld, Al [G/T], C.W. Post .....	83
Steinkuhler, Dean [G/T], Nebraska .....	84-91
Stemrick, Greg [CB], Colorado St. ....	75-82
Stensrud, Mike [DT], Iowa State .....	79-85
Stell, Carel [DT], Nebraska .....	67-69
Stoepel, Terry [T], Tulsa .....	70
Stone, Donnie [RB], Arkansas .....	66
Stotter, Rich [LB], Houston .....	68
Strahan, Arthur [DE], Texas Southern .....	65
Stringer, Art [LB], Ball State .....	77-81
Stroth, Vince [G], B.Y.U. ....	87-88
Studaway, Mark [DE], Tennessee .....	84
Studdard, Les [C], Texas .....	83
Sturm, Jerry [C], Illinois .....	71
Suci, Bob [S], Michigan State .....	62
Suggs, Walt [T], Miss. State .....	62
Sullivan, Kent [P], Cal Lutheran .....	91
Superick, Steve [P], West Virginia* .....	87
Sutton, Mickey [S], Auburn .....	66
Swatland, Dick [G], Notre Dame .....	68
<b>T</b>	
Talamini, Bob [G], Kentucky .....	60-67
Tasker, Steve [WR], N'western .....	85-86
Tatum, Jack [DB], Ohio State .....	80
Taylor, Altie [RB], Utah State .....	76
Taylor, Lionel [WR],	
New Mexico Highlands .....	67-68
Taylor, Malcolm [DE],	
Tennessee State .....	82-83, 86
Thomas, Bill [RB], Boston College .....	73
Thomas, Dee [CB], Nicholls State .....	90
Thomas, Earl [WR], Houston .....	76
Thomas, Lee [DE], Jackson State .....	75
Thomaselli, Rich [RB],	
West Virginia Wesleyan .....	81-82
Thompson, Emmuel [CB], Texas A&I* .....	87
Thompson, Ted [LB], S.M.U. ....	75-84
Tillman, Mike [DT], Montana .....	71-72
<b>Tillman, Spencer [RB],</b>	
<b>Oklahoma ....87-88, 92</b>	
Tobin, Bill [RB], Missouri .....	63
Tolar, Charles [RB], N.W. Louisiana .....	60-66
Tolbert, Jim [CB], Lincoln .....	72
Towns, Morris [T], Missouri .....	77-83
Trammell, Allen [S], Florida .....	66
Trask, Orville [DT], Rice .....	60-61
Trull, Don [QB], Baylor .....	64-69
Tullis, Willie [DB], Troy State .....	81-84
Turner, Dwain [DT], Rice* .....	87
<b>U</b>	
Underwood, Olen [LB], Texas .....	66-70
<b>V</b>	
Valentine, Ira [RB], Texas A&M .....	87
Vanoy, Vernon [DT], Kansas .....	73
Veasey, Craig [DT], Houston .....	92
Verhulst, Chris [TE], Chico State .....	88-89
Viltz, Theo [CB], So. California .....	66
Vogel, Paul [LB], South Carolina* .....	87
Voight, Mike [RB], N. Carolina .....	77
<b>W</b>	
Waincott, Lloyd [LB], Texas .....	69-70
Walker, Wayne [K], N.W. Louisiana .....	68
Wallace, Ray [FB], Purdue .....	86-87
Wallner, Fred [G], Notre Dame .....	60
Walls, Herkie [WR], Texas .....	83-84
Walsh, Ward [RB], Colorado .....	71-72
Walters, Joey [WR], Clemson .....	87
Walton, Sam [T], East Texas State .....	71
Washington, Ted [LB], Miss. Valley .....	73-82
Washington, Vic [RB], Wyoming .....	74
Watson, Ed [LB], Grambling .....	69
Webster, George [LB], Michigan St. ....	67-72
Wegener, Bucky [DT], Missouri .....	62-63
Weger, Mike [S], Bowling Green .....	76-77
Weir, Sammy [WR], Arkansas State .....	65
<b>Welman, Gary [WR], USC. ....91-92</b>	
Wells, Robert [T], J.C. Smith .....	72
Wells, Terence [RB], So. Mississippi .....	74
Wharton, Hogan [G], Houston .....	60-63
White, Bob [RB], Ohio State .....	60
White, Jim [DE], Colorado State .....	74-75
White, John [TE], Texas Southern .....	60-61
<b>White, Lorenzo [RB],</b>	
<b>Michigan State ....88-92</b>	
White, Robert, [CB], Lamar* .....	87
Whitley, Wilson [DT], Houston .....	83
Whittington, C.L. [FS], Prairie View .....	74-78
Wilkerson, Doug [G], N. Carolina Cent. ....	70
<b>Williams, David [T], Florida ....89-92</b>	
Williams, Doug [T/G], Texas A&M .....	86-88
Williams, Jamie [TE], Nebraska .....	84-88
<b>Williams, Lee [DE],</b>	
<b>Bethune-Cookman ....91-92</b>	
Williams, Maxie [G], S.E. Louisiana .....	65
Williams, Oliver [WR], Illinois* .....	87
Williams, Ralph [G], Southern .....	82
Williams, Richard [RB], Memphis State .....	84
Williams, Sam [CB],	
New Mexico Highlands .....	76
Willis, Fred [RB], Boston College .....	72-77
Wilson, H.C. [DB], Pittsburgh .....	78-83
Wilson, Tim [RB/TE], Maryland .....	77-82
Wisener, Gary [CB], Baylor .....	61
Wischer, Albert [S], Baylor .....	60
Witkowski, John [QB], Columbia .....	86-87
Wittenborn, John [G], S.E. Missouri .....	64-68
Woods, Glenn [DT] Prairie View .....	69
Woods, Robert [WR], Grambling .....	78
Woolfolk, Butch [RB], Michigan .....	85-86
Wright, Elmo [WR], Houston .....	75
Wyatt, Alvin [CB], Southern .....	73
<b>Y</b>	
Yarno, George [C/G], Washington State .....	89
Yeats, James [TE], Florida .....	60
Young, Almon [G], Bethune-Cook .....	87
Young, Bob [G], Howard Payne .....	71-80
Young James [DE], Texas Sou. ....	77-79
<b>Z</b>	
Zaeske, Paul [WR], North Park .....	69-70
Zendejas, Tony [K], Nev.-Reno .....	85-90



# HALL OF FAME OILERS

## GEORGE BLANDA



## KEN HOUSTON



## EARL CAMPBELL



Three former Oilers have achieved the ultimate honor in their sport—induction into the Pro Football Hall of Fame in Canton, Ohio. The distinguished trio includes George Blanda (inducted in 1981), Ken Houston (inducted in 1986), and Earl Campbell (inducted in 1991).

Blanda played quarterback and was the placekicker for the Oilers from 1960-66 during an NFL-record 26-year career (Bears 1949, Colts 1950, Bears 1950-58, Raiders 1967-75). His NFL career records include most games (340), most points (2002), most PATs (943), and second in most field goals (335). As an Oiler, Blanda led the team to back-to-back AFL championships in 1960 and '61. He was the team's leading passer and scorer in each of his seven Oiler seasons. Blanda's 36 touchdown passes in 1961 stood as an NFL record for 23 years. Included among his Oiler records are most touchdown passes (165), most points (596), most field goals (91), and most PATs (299).

Houston is considered one of the finest safeties in NFL history. Originally a ninth round draft choice from Prairie View (three-time national champions), he played 14 seasons, including 1967-72 for the Oilers and 1973-80 for the Redskins. He finished his career with 49 interceptions before retiring to pursue a coaching career. In 14 seasons, Houston achieved Pro Bowl status an amazing 12 consecutive

times (1968-69 AFL, 1970-79 NFL), including five selections as an Oiler and seven as a Redskin. At one point in his career, Houston played in 183 consecutive games. He still holds NFL records for most interceptions returned for a touchdown in a career (9), in a season (4, 1971), and in a game (tied-2, vs. San Diego 12/19/71).

Campbell's career achievements are profiled in the "Retired Jerseys" section of this media guide.



Earl Campbell salutes his appreciative fans on the night his jersey was retired, August 13, 1987.



# RETIRED JERSEYS

**JIM NORTON #43**



**ELVIN BETHEA #65**



**EARL CAMPBELL #34**



In the 33-year history of the Houston Oilers, only three players have had the distinction of having their jersey number retired. That honor belongs only to #43, Jim Norton; #65, Elvin Bethea; and #34, Earl Campbell.

Norton played nine seasons for the Oilers (1960-68) as a safety and as a punter, establishing team records at both positions. As a rookie from the University of Idaho, Norton was a member of the Oilers' 1960 AFL Championship team. A four-time league all-star, he holds the Oiler record for most interceptions in a career with 45. Also an accomplished punter, Norton is tops in club history with 519 career punts for a 42.3-yard career average and a long kick of 79 yards (11/22/64 vs. Kansas City).

Bethea joined the Oilers in 1968 after an outstanding career at North Carolina A&T. He started at defensive end in the opener in '68 and didn't miss a game until breaking his arm in November, 1977. That streak of 135 consecutive games played still stands as a club standard. Bethea also holds the Oiler records for most games played (210), most seasons played (16, 1968-83), and most Pro Bowl appearances (tied-8, 1970, 1972-76, 1979-80). Bethea led the team in quarterback sacks six times, including a career-best mark of 14 in 1976. The Oilers honored him with an "Elvin Bethea Appreciation Night" on August 4, 1983.

Campbell's jersey is the most recent to be retired, being honored at a ceremony on August 13, 1987. He came to Houston as the first player selected in the 1978 NFL draft after having won the 1977 Heisman Trophy at the University of Texas (he was later selected as the Southwest Conference's Offensive Player of the Decade for the 1970's). Campbell played eight NFL seasons (6 1/2 for Houston, 1 1/2 for New Orleans) from 1978-85 and ranked as the seventh leading rusher in league history with 9407 yards. In addition, he was eighth all-time in NFL annals in both rushing touchdowns (74) and attempts (2187). Known as "The Tyler Rose," he led the league in rushing in each of his first three seasons, winning the NFL's Most Valuable Player award in each of those years. Campbell's string of four consecutive 1000-yard seasons beginning with his rookie year was interrupted by the strike-shortened nine-game season in 1982. However, he posted his fifth 1000-yard effort the following season. During his career, Campbell was selected to five Pro Bowls (1978-81, 1983). Campbell holds virtually every Oiler rushing record including most yards in a career (8574) and in a season (1934 in 1980). His 19 rushing touchdowns in 1979 was the third highest single-season total in NFL history while that 1934 yards in '80 was also the third best in the league record book. One of Campbell's highest honors occurred when he was officially designated as a Texas Legend by the State Legislature. Davy Crockett, Sam Houston, and Stephen F. Austin are the only others to achieve that high-ranking honor, and Campbell is the only designee in this century.

Norton, Bethea, and Campbell's jerseys are permanently displayed at the Oilers' training facility and serve as a constant reminder of their tremendous contributions to the City of Houston and to the Oilers.



# HISTORICAL HIGHLIGHTS

## 1959

- August 3**—K.S. "Bud" Adams, Jr. announces Houston's entry into the American Football League.
- August 15**—AFL formally organized with six cities—Los Angeles, New York, Denver, Dallas, Houston and Minneapolis-St. Paul.
- October 18**—John W. Breen hired as Oiler Player Personnel Director.
- October 31**—Adams names the team "Oilers"—"for sentimental and social reasons."
- November 22**—AFL conducts first player draft. Oilers select Heisman Trophy winner Billy Cannon of LSU.
- December 8**—Oilers sign first players, Don Hitt and Tony Banfield, both of Oklahoma State.

## 1960

- January 1**—Oilers sign their first draft choice in LSU's Billy Cannon.
- January 3**—Oilers name former Cleveland great Lou Rymkus as first head coach.
- January 24**—Walt Schlinkman named to Oiler coaching staff as offensive backfield coach.
- February 20**—Oilers sign veteran pro quarterback George Blanda.
- March 8**—Houston School Board approves lease of Jeppesen Stadium to K.S. "Bud" Adams, Jr., and gives permission to increase seating capacity from 22,000 to 36,000.
- June 21**—Court rules that Billy Cannon will play with the Houston Oilers.
- July 15**—Houston opens first training camp at the University of Houston with daily practices to be held at Busch Field during season.
- August 6**—Oilers lose 27-10 to Dallas Texans in first pre-season game at Tulsa.
- August 20**—Oilers defeat Denver 42-3 before 18,500 in home debut at Jeppesen.
- September 11**—Oilers win first regular season contest 37-22, over Oakland at San Francisco. Charles Hennigan scores first Oiler TD on a 43-yard pass from George Blanda. Dave Smith scores first Oiler rushing TD on 8-yard run.
- December 11**—Oilers clinch AFL Eastern Division title with 31-23 win over Buffalo at Houston.
- December 29**—Lou Rymkus named AFL's first Coach of the Year.

## 1961

- January 1**—Oilers win first AFL Championship by defeating Los Angeles Chargers 24-16 before 32,000 fans at Jeppesen Stadium. Billy Cannon is named game's MVP; Blanda completes 16 of 32 passes for 301 yards and three TDs. Winning players share: \$1,016.42.
- September 9**—Oilers open regular season with a 55-0 rout of Oakland at Jeppesen despite threats from Hurricane Carla.
- October 16**—Wally Lemm replaces Lou Rymkus as head coach after Oilers open with 1-3-1 record.
- October 22**—Oilers defeat Dallas Texans 38-7 in first outing under Wally Lemm. George Blanda comes off the bench to throw three TD passes, kick 53-yard field goal, and three PAT's.
- October 29**—George Blanda sets AFL passing record with 464 yards on 18 of 32 for four TDs as Oilers win 28-16 at Buffalo.
- November 19**—George Blanda throws seven touchdown passes against New York in 49-13 win to set AFL-record and the all-time pro record.
- December 3**—Oilers defeat previously unbeaten San Diego 33-13 before Houston's largest crowd, 37,845. Charles Hennigan catches 10 passes for 214 yards and three TD's. George Blanda hits on 20 of 34 attempts for 351 yards and four TD's and kicks AFL-record 55-yard field goal.
- December 10**—Billy Cannon scores five TD's (3 rushing, 2 receiving), carries 25 times for 216 yards, and has five catches for 115 yards to account for 330 total yards of offense (of team's 473) as Oilers defeat New York 48-21 at Polo Grounds.
- December 17**—Oilers win second straight Eastern Division crown by beating Oakland 47-16 in Oakland. Oilers become first pro team in history to score over 500 points in one season with 513 points in 14 games.
- December 20**—Wally Lemm is named AFL Coach of the Year.
- December 23**—George Blanda is named AFL Player of the Year.
- December 24**—Oilers win second straight AFL title, defeating Chargers 10-3 at San Diego. Billy Cannon wins MVP award for second straight year. Winning players share: \$1,724.00.

## 1962

- February 23**—Wally Lemm resigns to become head coach of St. Louis Cardinals.
- March 5**—Oilers name Frank "Pop" Ivy as head coach.
- September 9**—Oilers open regular season play with 28-23 win at Buffalo.
- September 16**—Oilers lose to Boston 34-21 in first pro game in historic Harvard Stadium.
- October 14**—Oilers set AFL scoring record with 56-17 win over New York as George Blanda throws six TD passes.
- December 15**—Oilers win third consecutive Eastern Division title with 44-10 victory over New York. Charlie Tolar gets 107 yards on 18 carries to become the first Oiler back to gain over 1,000 yards in a season. Oilers compile best regular season record in club's history with 11-3 mark.
- December 23**—Oilers lose AFL title to Dallas Texans 20-17 in historic six-quarter game.

## 1963

- December 15**—Oilers lose 52-49 at Boston in "Pop" Ivy's final game as head coach.

## 1964

- March 1**—Oilers announce building of a new training site at Fannin and Braeswood.
- June 2**—Frank "Pop" Ivy relieved of head coach-general manager duties. "Bud" Adams names Sammy Baugh as head coach and Carroll Martin as general manager.
- July 15**—Oilers open training camp at new site—Fannin and Braeswood.
- August 14**—Oilers loan Jacky Lee to Denver for two years; receive defensive lineman Bud McFadin and No. 1 draft choice.
- September 8**—Oilers trade Billy Cannon to Oakland for Bob Jackson, Sonny Bishop, and Dobie Craig.
- September 13**—Rookie Sid Blanks sets AFL record with 91-yard TD run against New York at Houston.
- December 18**—Sammy Baugh resigns as Oiler head coach.
- December 20**—Oilers play final game in Jeppesen Stadium, defeating Denver 34-15 to end season with 4-10 record. Charles Hennigan catches 101st pass of season to set new all-time pro record.
- December 22**—Hugh "Bones" Taylor named Oiler head coach as Sammy Baugh stays on staff as assistant.

## 1965

- June 5**—Oilers announce they will not play in Harris County Dome Stadium because of "unrealistic lease agreement." Sign five-year lease with Rice University for use of Rice Stadium.

## 1966

- January 13**—K.S. "Bud" Adams, Jr. names Don Klosterman as Oilers' Executive Vice-President and General Manager.
- January 29**—Wally Lemm is named Oiler Head Coach by Dan Klosterman.
- June 8**—Oilers sign Ernie Ladd; Commissioner awards Willie Frazier and Pete Jaquess to San Diego in compensation.
- June 9**—The AFL and NFL announce plans to merge into one league by 1970. Common draft and championship game are scheduled immediately.
- September 3**—Oilers open regular season play with 45-7 home victory over the Denver Broncos. Denver was held to no first downs, an AFL record.
- November 17**—Oilers relinquish rights to Ralph Neely to Dallas. Oilers receive in return Dallas' first draft choice and two others. Teams (Dallas-Houston) announce three pre-season games with first set for Houston in 1967.

## 1967

- March 14**—First common draft between AFL and NFL; Oilers take Michigan State All-America George Webster as their No. 1 choice.
- April 2**—Oilers announce they will hold 1967 training camp at Schreiner Institute in Kerrville, Texas. Only third time in history Oilers will have trained outside Houston.
- April 15**—Oilers sign their No. 1 draft choice in Michigan State's two-time All-America LB George Webster.
- December 17**—Oilers clinch Eastern Division title with 24-17 win over San Diego at Rice Stadium and become first team to go from cellar to division title in one season, a feat accomplished with 15 rookies on the squad.
- December 20**—Four Oilers are named to All-AFL team. DE Pat Holmes, CB Miller Farr, G Bob Talamini, and rookie LB George Webster named to AFL elite unit.
- December 23**—Oiler LB George Webster is unanimous choice as AFL's Defensive Rookie of the Year.

**December 23**—Oilers complete regular season with 41-10 romp over Miami Dolphins in Orange Bowl and wrap up Eastern Division Championship.

## 1968

**January 1**—Oakland Raiders break open close game in second quarter and wallop Oilers 40-7 in AFL Championship Game. Only Oiler TD comes in fourth quarter on pass from Pete Beathard to Charles Frazier.

**February 10**—Oiler owner K.S. "Bud" Adams, Jr. announces that Oilers will move to the Harris County Dome Stadium for the 1968 season. Contract with Rice will be settled.

**June 27**—NFL players vote to strike as negotiations between owners and players falter and threaten the start of '68 training camps. Conflict arose over wages and pension plan.

**July 6**—NFL owners postpone the start of all training camps until settlement of wage-pension dispute with NFL Players Association.

## 1969

**January 25**—Oiler LB George Webster is one of four AFL players named to Pro Football Writers Association's first combined All-Pro team.

**April 15**—Jim Norton, last of the original Houston Oilers, announces his retirement after nine years and Oiler owner K.S. "Bud" Adams, Jr. retires his number 43 jersey.

**May 10**—Historic merger of AFL-NFL sees Cleveland, Pittsburgh, and Baltimore switch to AFL to form two 13-team divisions to be known as the American and National Football Conference of the National Football League.

**August 28**—Oilers lose heartbreaking 14-11 decision to Dallas Cowboys in Astrodome before standing room-only crowd.

**December 14**—Oilers need victory over Boston in Astrodome to assure play-off spot as runner-up team in Eastern Division despite 5-6-2 record. Oilers come from behind to take 27-23 triumph.

**December 21**—Oilers lose bid for championship in 56-7 loss to Oakland in playoff game. Daryle Lamonica hurls six TD passes for Raiders.

**December 23**—LB George Webster named All-Pro for third consecutive year.

## 1970

**January 15**—Oiler LB George Webster named to Pro Football Hall of Fame's All-Time AFL defensive unit. The three-year Oiler veteran was youngest player named to the team.

**January 21**—Oilers trade QB Pete Beathard and CB Miller Farr to St. Louis Cardinals for QB Charley Johnson and CB Bob Atkins.

**June 30**—Oiler veterans join NFL Players Association strike. Owners bar veterans from training camps. Dispute revolved around pension plan.

**July 14**—Oilers open training camp at Schreiner Institute in Kerrville, Texas with only rookies reporting.

**August 3**—Veterans report to training camp after settlement of NFL-NFLPA pension dispute.

**August 29**—Oilers defeat Dallas Cowboys 37-21 in Astrodome as Jerry LeVias scores three touchdowns in game.

**November 1**—Oiler Head Coach Wally Lemm, who led Oilers to AFL title in 1961 and to Eastern Division title in 1967, announces he will retire at the end of 1970 season.

## 1971

**January 21**—Oiler owner K.S. "Bud" Adams, Jr. names Ed Hughes to be the sixth head coach in Oiler history.

**January 26**—Oilers trade RB Hoyle Granger, T Terry Stoepel, and DE Charles Blossom to New Orleans for DT Dave Rowe and WR Ken Burrough.

**January 28**—The Oilers, who pick third behind Boston and New Orleans in the college draft, select QB Dan Pastorini of Santa Clara in the first round and grab QB Lynn Dickey of Kansas State in the third round.

**May 5**—Oilers name John W. Breen as general manager, replacing Bob Brodhead. Breen was the first employee hired by Oiler owner K.S. "Bud" Adams, Jr. in 1959 when the American Football League was formed.

**July 24**—Oilers' number one draft choice, Dan Pastorini of Santa Clara, signs contract.

**July 31**—Oilers battle Los Angeles Rams in Hall of Fame game in Canton, Ohio with Rams winning 17-6.

**December 12**—S Ken Houston ties all-time pro record for touchdowns on interceptions with theft against Buffalo in Oilers' 20-14 victory. Houston tied record of seven set by Erich Barnes and Herb Adderley.

**December 19**—Oilers close out season with third straight victory by blasting San Diego 49-33 for highest point production since 1963. S Ken Houston establishes all-time pro record with two touchdowns on interceptions. The five-year veteran intercepted successive John Hadl passes in the third quarter and returned them for touchdowns of 35 and 29 yards to run his career total to 9. His four returns of interceptions for TDs in one year is also an NFL record.

**December 24**—Oiler DE Elvin Bethea and S Ken Houston are named to AFC Pro Bowl squad. It is second straight selection for Houston.

**December 30**—Oilers name former Florida State and Rice University coach Bill Peterson as their new head coach.

## 1972

**February 1**—Greg Sampson, a 6-6, 265 lb. DT from Stanford, is Houston's No. 1 draft choice.

**March 21**—K.S. "Bud" Adams, Jr. spearheads a drive which lands the 1974 Super Bowl game for Houston. The game will be played in Rice Stadium on January 13, 1974.

**April 9**—Walt Schlinkman is named by Oilers as Director of Player Personnel.

**June 8**—Ken Houston named best strong safety in pro football by Pro Football Weekly.

**July 8**—Oilers sign No. 1 draft choice Greg Sampson from Stanford to multi-year contract.

**October 1**—Oilers stun Joe Namath and New York Jets 26-20 in the Astrodome for only victory of 1972 season.

**October 23**—C. Guy Murdoch is named toUPI's All-Rookie team.

## 1973

**March 2**—Veteran coach and front office executive Sid Gillman accepts position of Executive Vice-President and General Manager of Houston Oilers, replacing John Breen who retired.

**October 16**—Bill Peterson is fired as head coach of Oilers after 48-20 loss to Denver, making Peterson's regular season record in 1 1/2 years 1-18. Sid Gillman assumes dual role of General Manager/Head Coach for the rest of year.

**November 5**—Oilers win only game of 1973 season, 31-27, over Baltimore Colts as QB Lynn Dickey completes 22 of 32 passes for 340 yards and three touchdowns.

**December 19**—Oiler DE Elvin Bethea named to Pro Bowl team for third straight year.

## 1974

**January 18**—Sid Gillman announces decision to remain as General Manager/Head Coach for at least one more season, ending speculation that a new head coach would be named.

**February 8**—Former New Orleans and New York Jets coach Ed Biles joins Oilers as defensive assistant.

**March 7**—O.A. "Bum" Phillips, a veteran Texas high school and college coach who was with Sid Gillman at San Diego, is hired by Oilers as defensive coordinator.

**April 20**—NFL owners, meeting in New York, vote in sweeping offensive rule changes designed to open up the game.

**July 6**—Oiler rookies report to training camp amid pickets carried by veterans who are members of the National Football League Players' Association. The NFLPA went on strike against the owners on July 1.

**August 11**—NFLPA strike ends for 14-day "cooling-off" period and Oiler veterans report to camp.

**August 28**—Oiler T John Matuszak tries to jump his contract and sign with World Football League Houston Texans. Oilers obtain temporary restraining order and present it to Matuszak at Texans' game with New York Stars. Matuszak is put on inactive list until trial.

**September 5**—Oilers and WFL Texans meet in court over John Matuszak dispute.

**September 9**—State District Judge Arthur Leshner grants temporary injunction against John Matuszak playing for any other team than Oilers until further court hearings. Matuszak remains on inactive list.

**September 15**—Oilers open regular season with 21-14 win over San Diego, Houston's first regular season home victory since October 1, 1972.

**October 22**—Oilers trade John Matuszak and No. 3 draft choice to Kansas City for Curley Culp and draft choice, ending court battle.

**December 15**—Oilers defeat Cleveland for first time in history, 28-24, and complete a 7-7 season, the best in Houston since 1968.

## 1975

**January 2**—Assistant General Manager Dan Downs resigns, citing differences with Head Coach/General Manager Sid Gillman.

**January 25**—O.A. "Bum" Phillips named Oiler head coach by Sid Gillman who says he will remain in single role as general manager.

**January 28**—Oilers pick Jackson State LB Robert Brazile sixth in the first round of the NFL draft. Houston also takes Texas A&I RB Don Hardeman with a later first round selection, and chooses Kansas WR Emmett Edwards in the second round.

**February 14**—Sid Gillman leaves Oilers as general manager by mutual consent with owner "Bud" Adams. Bum Phillips adds title of general manager to



head coaching duties.

**August 2**—Rookies Emmett Edwards of Kansas, Robert Brazile of Jackson State, and Don Hardeman of Texas A&I are Oiler rookies participating in College All-Star game against world champion Pittsburgh Steelers in Chicago.

**September 21**—Oilers open 1975 NFL season with 7-0 win over New England Patriots. Only TD was fumble return for score by Oilers' Willie Germany in first quarter.

**October 12**—Houston scores its first win in history at Cleveland with 40-10 triumph.

**October 19**—Oilers come from behind to defeat Washington 13-10 in Astrodome for first win ever over NFC team.

**November 16**—Oilers get 20-19 win over Miami as Billy Johnson ties all-time pro record for return TDs in one season (4).

**December 21**—Oilers close out finest season since 1962 with 21-10 win over Cleveland, giving Bum Phillips a 10-4-0 record in his first year as a head coach. Oilers set a new home attendance record, averaging 48,000 in seven home games.

**December 31**—U.S. District Judge Earl F. Larson declares the Pete Rozelle Rule illegal, thus taking the option-compensation clause out for NFL teams.

## 1976

**January 27**—NFC All-Stars come from behind to nip AFC All-Stars in annual Pro Bowl game in New Orleans Superdome, but Oilers' Billy Johnson named MVP of game. He set new records including 90-yard TD gallop on punt return. Oilers had five players—Curley Culp, Elvin Bethea, Ken Burrough, Dan Pastorini, and Billy Johnson play.

**February 10**—Wade Phillips, son of Head Coach Bum Phillips, named to Oiler coaching staff as LB coach. Phillips had been an assistant at University of Kansas.

**March 1**—Ladd K. Herzeg appointed Financial Vice-President of the Houston Oilers and elected to the Board of Directors.

**April 1**—Oilers lose Fred Hoaglin, Mark Cotney, and Jesse O'Neal in NFL expansion draft.

**April 2**—Oilers trade QB Lynn Dickey to Green Bay for QB John Hadl, CB Ken Ellis, draft choices, and cash.

**September 4**—Jim McLemore, Oiler public relations director, is stricken with a fatal heart attack just before the Houston-Dallas pre-season game at Texas Stadium.

## 1977

**January 14**—Head Coach and General Manager Bum Phillips announces the appointment of Ken Shipp as offensive coordinator with King Hill becoming receiver coach, and the appointment of Joe Bugel as offensive line coach.

**February 2**—Pat Pepler is named assistant general manager.

**October 9**—Oilers march into first place in the AFC Central Division after whipping Pittsburgh 27-10 at the Astrodome, but lose Dan Pastorini to an ankle and back injury.

**November 6**—With a healthy Dan Pastorini back in the lineup, Oilers defeat Chicago 47-0.

**November 13**—Oakland holds off Oilers 34-29 as Houston DE Elvin Bethea suffers a broken arm after playing in 135 consecutive games, a team record.

## 1978

**January 7**—Owner K.S. "Bud" Adams, Jr. announces the appointment of Ladd K. Herzeg as Senior Vice-President and Chief Administrative Officer of the Houston Oilers.

**January 24**—Curley Culp, Ken Burrough, Billy Johnson, and Robert Brazile play for AFC on Pro Bowl team.

**February 1**—Billy Johnson selected as winner of the 1978 "Johnny Unitas Award" by the New England Quarterback Club.

**April 15**—Oilers announce a long-term contract with Texas State Network to air Oiler games.

**April 24**—Oilers trade three draft picks and TE Jimmie Giles to Tampa Bay for rights to 1978 number one draft selection in order to choose Texas All-America and Heisman Trophy winner Earl Campbell.

**July 9**—Rookies report to Oiler training camp at Angelo State University in San Angelo, Texas.

**October 23**—Houston ends Pittsburgh's seven-game win streak with Monday night victory over the Steelers, 21-17. It marks Houston's first win ever on Monday night football.

**November 12**—Houston comes from 23-0 deficit to capture 26-23 win over New England Patriots.

**November 20**—Earl Campbell rushes for 4 touchdowns against Miami Dolphins in Oilers' 35-30 victory. Campbell's two Monday night appearances net him 7 of his 13 season TD's.

**November 26**—Earl Campbell gains 100 yards rushing vs. Cincinnati before home crowd to tie NFL record for most 100-yard games by a rookie—7 (ties Franco Harris and Don Woods). Also breaks Oiler single season records for most yards rushing (Hoyle Granger—1,194 yards in 1967) and most rushing attempts (Charlie Tolar—224 yards in 1962).

**December 10**—Houston captures 17-12 decision over New Orleans Saints to clinch berth in AFC Wild Card game versus Miami.

**December 24**—Houston wins first playoff game since 1961 by defeating Miami 17-9 in the Orange Bowl.

**December 31**—Oilers continue playoff march with 31-14 win against New England before 61,297 chilled fans in Foxboro, Mass.

## 1979

**January 7**—Houston playoff dreams end as Pittsburgh takes 34-5 victory in AFC Championship Game. Oilers welcomed by 50,000 loyal fans in the Astrodome as radio station KILT sponsors homecoming.

**January 30**—Earl Campbell, Elvin Bethea, Robert Brazile, and Curley Culp represent Houston in the Pro Bowl in Los Angeles.

**August 3**—Oiler T Greg Sampson undergoes brain surgery which signals the end to a promising career.

**September 2**—Oilers defeat Redskins 29-27 in opening game as Earl Campbell gains 166 yards on club-record 32 carries.

**September 16**—Before a reunion of the Houston Oilers' 1960 American Football League championship team, Oilers win 20-6 over Kansas City Chiefs.

**November 22**—Before national television audience on Thanksgiving Day, Houston defeats cross-state rival Dallas 30-24 for fifth consecutive win.

**December 10**—Again with the entire nation looking on, Houston defeats division nemesis Pittsburgh 20-17, giving Oilers spot in 1979 playoffs.

**December 17**—Several Oilers lock up individual titles: Earl Campbell is NFL rushing champion for the second consecutive year; Mike Reinfeldt captures the crown for most interceptions in NFL with 12; Toni Fritsch is the most accurate field goal kicker, connecting on 21-25 attempts; and Jesse Baker leads the AFC in QB sacks with 15 1/2.

**December 23**—In first playoff game played in Houston since 1962, Oilers defeat Denver Broncos 13-7. Key offensive players Earl Campbell, Dan Pastorini, and Ken Burrough are all injured and their status for the following game versus San Diego is questionable.

**December 29**—Backup QB Gifford Nielsen plays conservative offense as Rob Carpenter, who was injured earlier in the week and was on crutches the night before the game, gains 67 yards rushing in his best effort of the season. The big star of the game is S Vernon Perry as he intercepts an NFL-record four passes in a playoff game. Oilers defeat San Diego 17-14 without injured Earl Campbell, Dan Pastorini, and Ken Burrough.

## 1980

**January 6**—In a rematch of the 1978 AFC Championship Game, the Steelers win 27-13 in a game that saw a controversial call keep Mike Renfro from scoring what would have been tying score late in third quarter.

**January 7**—In the wee hours of the morning, the Oilers return from Pittsburgh to an excited throng of 70,000 people at the Astrodome.

**January 28**—Six Oilers represent Houston in the Pro Bowl: RB Earl Campbell, T Leon Gray, PK Toni Fritsch, LB Robert Brazile, S Mike Reinfeldt, and DE Elvin Bethea.

**September 15**—Before the largest stadium crowd to ever witness an Oilers' game (80,243), Houston defeats the Browns in Cleveland Stadium 16-7. The game was also televised before a national audience on Monday Night Football.

**October 14**—Oilers acquire All-Pro TE Dave Casper from Oakland for undisclosed draft picks.

**October 19**—Earl Campbell becomes only the second RB in the history of the Oiler franchise to rush for over 200 yards in a single game when he leads the Oilers to a 21-14 triumph over Tampa Bay with 206 yards. Club rushing record for single game is 216 yards by Billy Cannon (Dec. 10, 1961 vs. New York Titans).

**October 26**—Earl Campbell ties NFL record for most consecutive 200-yard games rushing (two) with 202 yards vs. Cincinnati in the Astrodome. Campbell now shares record with O.J. Simpson (Buffalo, 1973, 1976). Oilers defeat Bengals 23-3.

**December 4**—Houston's defense shuts out the Pittsburgh Steelers 6-0. Toni Fritsch provides all the points the Oilers need with two field goals. This marked the third evening prime time win of the season for the Oilers as the game was played in the Astrodome before a sell-out crowd and a national television audience. It marked the first shutout registered by the Oilers since a 47-0 win over the Chicago Bears. (November 6, 1977).

**December 21**—Oilers clinch third playoff spot in as many years with 20-16 victory over the Minnesota Vikings in the Astrodome. Earl Campbell sets NFL

record by rushing for over 200 yards in single game four times in one season. He finishes season with 1,934 yards, second highest total in NFL history behind O.J. Simpson's 2,003 yards in 1973. The Oilers must wait until the final game of the season to see who their playoff opponent will be, as their 11-5 record equals that of division foe Cleveland but Oilers become Wild Card participant due to tie-breaker procedures.

**December 28**—Oilers season comes to an end with disappointing AFC Wild Card loss at the hands of the eventual Super Bowl champion Oakland Raiders. The loss marks the third consecutive year that the Oilers have been eliminated from the playoff picture by the eventual Super Bowl champions (Pittsburgh Steelers in both 1978 and 1979).

**December 31**—K.S. "Bud" Adams Jr. relieves Burn Phillips of his duties as Head Coach and General Manager. Ladd K. Herzeg is promoted from post of Senior Vice-President/Chief Administrative Officer to the position of Executive Vice-President and General Manager of the Oilers.

## 1981

**January 3**—Oilers announce the selection of Ed Biles as their new head coach. Biles had been Oilers' defensive coordinator since 1975.

**February 8**—Dick Nolan, former Head Coach for the New Orleans Saints and the San Francisco 49ers, is named defensive coordinator.

**February 15**—Mike Holovak is named as Assistant General Manager by the Oilers.

**September 6**—Oilers defeat Rams at season opener at Los Angeles 27-20 as rookie Willie Tullis returns kickoff 95 yards for score in final minute of game. Win gives Ed Biles his first as head coach of NFL club.

**October 4**—Oilers run record to 3-2 with 17-0 victory over eventual AFC champion Cincinnati in Astrodome as Earl Campbell runs for 182 yards. Carl Roaches returns kickoff 96 yards for TD as team ties club record for most return TDs in single season (2).

**November 8**—Oilers defeat last year's Super Bowl champion Oakland Raiders 17-16 in the Astrodome.

**December 20**—Oilers finish season with win over division rival Pittsburgh 21-20 in Astrodome. QB Gifford Nielsen completes 24 of 37 passes for 376 yards and 3 TDs, all to TE Dave Casper.

## 1982

**January 19**—Former All-Pro S Ken Houston returns to Oilers as defensive assistant assigned to work with the DBs. Houston had been All-Pro performer before being traded to Redskins where he retired following 1980 season.

**January 31**—Oilers open 2.5 million dollar training facility less than two miles from Astrodome. Owner-President K.S. "Bud" Adams, Jr. provides funds for what must be considered one of top facilities in the NFL.

**February 3**—Oilers announce new three-year contract with Mutual Broadcasting System for radio rights to Houston's games. KTRH-AM in Houston will serve as flagship station.

**March 18**—Oilers announce that head coach Ed Biles has been given a contract extension. Terms of the contract were not released.

**April 28**—Oilers select Penn State G Mike Munchak in first round of NFL draft. It is the first number one choice in the draft that Oilers have had since Earl Campbell was selected in first round in 1978.

**May 3**—Computer added to Oilers lineup to assist club with player personnel, college scouting, ticket and business operations as well as many other functions within the organization.

**September 17**—Oilers acquire QB Archie Manning from New Orleans Saints in one-for-one swap for T Leon Gray.

**September 20**—NFL Players Association strike announced.

**November 16**—Settlement of 57-day player strike announced by NFL Management Council and NFL Players Association.

## 1983

**January 2**—Oilers fall to Cincinnati Bengals 35-27 to conclude 1982 regular season play. This game was re-scheduled from November 14 (canceled due to players' strike).

**January 25**—Chuck Studley joins Oilers as defensive coordinator after successful stints with San Francisco 49ers (Super Bowl champs following '81 season) and Cincinnati Bengals.

**February 1**—Oilers perennial All-Pro DE Elvin Bethea decides not to retire following 1982 season and will return for his 16th year in the NFL, all with the Oilers.

**February 2**—Oilers announce promotion of Mike Holovak from Assistant General Manager to VP/Player Personnel. Holovak's contract with the club is extended through the 1986 season.

**April 6**—Jerry Trupiano, Wally Lemm (former Oilers Head Coach), and John O'Reilly named to Oilers radio broadcast team. KTRH in Houston will again

serve as the flagship station for the Oilers/Mutual Radio Network.

**April 23**—The Oilers announce trade of their second pick in first round to Los Angeles Rams for the third pick overall in draft. Oilers receive Rams' fourth round choice in 1983 and fourth round choice in 1984 for moving down one notch in first round.

**April 24**—The Oilers announce their second trade in as many days involving Oilers' first round draft pick, Oilers trade third choice overall in first round to Seattle for ninth choice overall in first round plus Seahawks' second and third round picks in 1983 (combining trades of April 24-25, Oilers moved from second position in first round to ninth and acquired Seahawks' second and third round choice in 1983 and Rams' fourth round choice in 1983 and 1984, a total of four additional picks).

**April 26**—Oilers select T Bruce Matthews from USC in round one of NFL draft with the ninth choice in the round. Also, for first time since 1969, the Oilers had each of their choices through the first nine rounds.

**August 4**—In pre-season opener, ceremonies honoring Elvin Bethea's sixteen years with the club occur at halftime. Bethea's jersey, number 65, will be retired at the conclusion of the season.

**October 10**—Head Coach Ed Biles resigns after 2 1/2 years as head coach.

**October 11**—The Oilers appoint Defensive Coordinator Chuck Studley as interim head coach.

**October 20**—Oilers trade QB Archie Manning and TE Dave Casper to Minnesota for second and fourth round picks in 1984 draft.

**November 13**—Houston defeats Detroit 27-17 for first win of season with QB Oliver Luck in his first NFL start.

**December 18**—Oilers close season with 20-10 loss at Baltimore (Colts' final game played in Baltimore before moving to Indianapolis).

**December 28**—W.O. "Soapy" Johnson, Oilers' official statistician for 24 years, passes away after long bout with cancer.

## 1984

**January 3**—The Oilers name Hugh Campbell as new head coach of club.

**January 30**—Announcement is made that Kay Dalton will remain as offensive coordinator and also that Jerry Glanville will become new defensive coordinator.

**February 3**—The Oilers announce that they win the "recruiting war" for free agent QB Warren Moon.

**February 10**—Entire organization loses tremendous friend with the passing of radio talk-show host John Breen. Breen was first employee hired by the Oilers in 1959 and served in numerous front office capacities, including General Manager and Director of Player Personnel.

**April 13**—Six-year veteran WR Mike Renfro is traded to Dallas for WR Butch Johnson as teams reverse order of selections in the second round of the 1984 draft. Cowboys also receive undisclosed 1985 pick.

**April 26**—Oilers announce tentative agreement with Nebraska All-America T Dean Steinkuhler as team allowed to sign player prior to NFL draft.

**May 1**—Oilers officially select Dean Steinkuhler and also draft a total of 14 players during the one-day marathon. Of the 14 selected, 10 were defensive players.

**May 14**—Six-year QB Gifford Nielsen announces retirement to become sportscaster for local television station.

**September 2**—Oilers open their Silver Anniversary Season versus Los Angeles Raiders. Houston defeated by the Raiders 24-14 in battle of former AFL rivals as each team celebrates 25 years of play.

**September 6**—Oilers and City of Houston celebrate 25th season of professional football at "Silver Salute," which is held on the floor of the Astrodome. The black-tie gala consists of dinner, dancing and an auction with all proceeds benefiting the Ronald McDonald House. This date is also proclaimed "Houston Oilers Day" by Mayor Kathryn J. Whitmire.

**September 9**—Newly-acquired QB Warren Moon throws for season high 365 yards (23 of 43 attempts) versus Indianapolis Colts but Oilers lose 35-21 in the Astrodome.

**October 9**—Oilers trade RB Earl Campbell to New Orleans Saints for first round choice in 1985 draft. The Oilers also obtain C Jim Romano from Raiders for Houston's third and sixth round picks in 1985.

**October 26**—Oilers announce that KODA-FM will be new flagship station for Oilers' radio broadcasts beginning in 1985. The Oilers and KODA-FM sign a multi-year contract.

**November 11**—Oilers defeat Chiefs 17-16 in Kansas City after losing opening ten games of the season as Hugh Campbell gets first win as NFL head coach. Warren Moon completes 73% of his passes (19 of 26) and Larry Moriarty rushes for 117 yards to pace the Oilers.

**November 18**—Houston wins second consecutive game as Jets fall by a 31-20 margin in the Astrodome. Warren Moon again hits for over 70% of his attempts (20 of 28 for 71%) and throws for three TDs. Larry Moriarty rushes for 138 yards for second consecutive 100-plus yard game.

**December 2**—Houston defeats Steelers in overtime thriller 23-20 for third win in four weeks before home crowd. Joe Cooper kicks winning field goal with 5:53 elapsed in extra period. It is the first overtime loss in Steeler history.

**December 12**—G Mike Munchak is selected to play in the AFC-NFC Pro Bowl game in Honolulu.

**December 16**—Curtain closes on anniversary season as Oilers lose to Browns 27-20. WR Tim Smith has season's personal best with 167 yards on seven catches, marking his sixth 100-plus yard game of season. Warren Moon also throws for over 300 yards for the fourth time, tying a club record.

**December 17**—Warren Moon completes his first NFL season with 3,338 yards passing, breaking the team record set by George Blanda in 1961 (3,330). Tim Smith's 1,141 yards receiving enabled him to become third player in Oilers' history to post consecutive 1,000 yard receiving seasons after gaining 1,176 in 1983. Bill Groman (1960-61) and Charlie Herrigan (1963-64) were the others.

## 1985

**July 1**—The Oilers sign 1983 Heisman Trophy winner Mike Rozier. Rozier was selected by the Oilers in the first round of the 1984 Supplemental Draft of USFL players.

**July 2**—WR Drew Hill is acquired by the Oilers in a trade with the Los Angeles Rams.

**August 3**—The Oilers battle the New York Giants in the annual NFL Hall of Fame Game in Canton Ohio with the Giants winning 21-20. The game also makes radio history as the first stereo broadcast of an NFL game on KODA-FM.

**September 8**—The Oilers open the season with a 26-23 win over the defending AFC Champion Miami Dolphins. RB Butch Woolfolk catches three passes for 120 yards (including an 80-yard TD) to key the Astrodome victory.

**December 9**—Hugh Campbell is relieved of his duties as head coach. The club names Defensive Coordinator Jerry Glanville as interim head coach for the season's remaining two games.

**December 22**—Despite losing the season finale at Indianapolis 34-16, two Oilers turn in season-high performances. QB Warren Moon completes 22 of 40 passes for 364 yards and two TDs while WR Drew Hill catches nine balls for 210 yards and two scores.

## 1986

**January 2**—The Oilers release seven assistant coaches from their employment contracts. The seven coaches are John Devlin, Joe Faragalli, Gene Gaines, Ken Houston, Bruce Lemmerman, Bob Padilla, and Al Roberts.

**January 20**—Jerry Glanville signs a five-year contract as Head Coach of the Oilers. Glanville served the final two 1985 games as interim head coach in addition to serving as defensive coordinator since 1984.

**February 2**—G Mike Munchak starts for the AFC in the annual Pro Bowl in Honolulu, Hawaii.

**February 6**—Floyd Reese is named as the Oilers' LB coach.

**April 29**—The Oilers select Purdue QB Jim Everett with their first selection in the 1986 NFL Draft. The team follows by selecting Louisville WR Ernest Givins in the second round and RB Allen Pinkett of Notre Dame in the third round.

**August 30**—The Oilers defeat the Dallas Cowboys 17-14 to finish the pre-season with a 4-0 record. It marks the first time since 1965 that the Oilers have completed their pre-season schedule undefeated.

**September 7**—The Oilers use a balanced offensive attack and a stingy defense to propel them to a 31-3 opening day victory over the Packers in Green Bay. The triumph marks Houston Head Coach Jerry Glanville's first NFL regular season win.

**September 18**—The Oilers trade QB Jim Everett, the third player selected in the 1986 draft, to the Los Angeles Rams in exchange for G Kent Hill, DE William Fuller, the Rams' number one draft choices in 1987 and '88, and L.A.'s fifth rounder in 1987.

**December 21**—Houston concludes the 1986 season on a positive note, defeating the Buffalo Bills 16-7. WR Drew Hill catches five passes for 114 yards giving him 1,112 yards for the season as he joins rookie Ernest Givins (1,062 yards) to form the 19th tandem in NFL history to each surpass the 1,000-yard receiving mark. In addition, QB Warren Moon throws for 208 yards to finish the year with 3,489 yards and break his own single season club record. PK Tony Zendejas connects on all three of his field goal attempts, and his 22 three-pointers establishes a new Oiler high.

## 1987

**June 22**—The Oilers announce the retirement of scout Bill Bell. Former Houston LB Frank Bush is named to replace Bell as the Oilers' scout for the western states.

**July 1**—The Oilers announce plans to retire the #34 jersey of former RB Earl Campbell, the leading rusher in club history. The ceremony is scheduled for August 13.

**July 13**—QB Oliver Luck announces his retirement in order to pursue a legal internship in West Germany.

**July 22**—The Oilers announce the signing of North Carolina State WR Haywood Jeffires, one of their two first round draftees in '87.

**September 13**—The Oilers rally from a 16-3 deficit to defeat the Rams 20-16 on opening day as QB Warren Moon throws for 310 yards and two TDs.

**October 4**—The Oilers win their first "replacement" game in Denver 40-10 as QB Brent Pease throws for 260 yards and a TD, and LB Eugene Seale returns an interception 73 yards for a touchdown.

**October 25**—With the players' strike over, the Oiler "regulars" return to action with a 37-33 win over the Falcons as RB Mike Rozier rushes for 144 yards while rookie WR Curtis Duncan catches two TD passes including the game-winner.

**October 28**—First round draftee FB Alonzo Highsmith ends his holdout by agreeing to a multi-year contract.

**November 1**—The Oilers stage their most remarkable comeback of the season, rallying from a 29-14 deficit with six minutes to play to defeat the Bengals in Cincinnati, 31-29.

**November 3**—The Oilers acquire veteran T Bruce Davis from the Raiders for what later becomes a 1988 second round draft choice.

**November 4**—T/G Bruce Matthews ends his holdout by agreeing to terms with the Oilers.

**November 15**—The Oilers earn their first victory in Three Rivers Stadium since 1978, beating the Steelers 23-3 as QB Warren Moon completes 16 of 22 passes for 239 yards and two TDs.

**December 15**—Along with several prominent Houston business leaders, K.S. "Bud" Adams, Jr. holds a press conference to announce that the goal of marketing 75% of the new Columbia Suites by December 15 has been met.

**December 23**—The Oilers place three players on the AFC Pro Bowl roster, their largest contingent since 1981. Chosen to play in the Honolulu all-star game are S Keith Bostic, G Mike Munchak, and RB Mike Rozier.

**December 27**—The Oilers clinch their first playoff berth since 1980 as they defeat the Bengals 21-17 before an SRO crowd at the Astrodome. Rookie FB Alonzo Highsmith scores two TDs and QB Warren Moon throws his 21st scoring pass of the season. That marks the most TD passes by an Oiler since George Blanda tossed 24 in 1963.

## 1988

**January 3**—In an AFC Wild Card Playoff, the Oilers defeat the Seahawks 23-20 in overtime on Tony Zendejas' 42-yard field goal.

**January 10**—The Oilers' season ends as the Broncos defeat them 34-10 in an AFC Divisional Playoff before 75,968 fans in Mile High Stadium.

**March 16**—The Oilers complete their coaching staff by naming Richard Smith as Special Teams coach.

**April 21**—The Oilers acquire DE Sean Jones from the Raiders along with L.A.'s second round draft choice. Houston gives up one of its first round draft picks, a fourth rounder, and changes places with the Raiders in the third round.

**April 24**—The Oilers select Michigan State All-America RB Lorenzo White with their first round draft choice.

**May 6**—The Oilers announce that they will hold training camp at Southwest Texas State University in San Marcos. SWTSU thus becomes the Oilers' eighth training camp site since the team's inception in 1960.

**May 17**—Oilers reassign Mike Holovak to Assistant to the General Manager.

**July 11**—The Oilers name Dick Corrick as Director of College Scouting. Corrick joins the Oilers after working for the Green Bay Packers since 1971.

**August 29**—The Oilers complete the third undefeated pre-season in their history (1965, 1986) beating the Dallas Cowboys 54-10.

**September 4**—The Oilers open the regular season by winning at Indianapolis 17-14 in overtime. However the club loses QB Warren Moon in the first quarter with a fractured shoulder blade.

**October 16**—QB Warren Moon returns after a five-week absence and leads the Oilers to a 34-14 victory at Pittsburgh.

**October 30**—The Oilers defeat the defending Super Bowl champion Washington Redskins 41-17 as WR Drew Hill catches nine passes for 148 yards and three touchdowns.

**November 7**—The Oilers appear on Monday Night Football for the first time since 1982 and defeat the Cleveland Browns 24-17.

**December 11**—The Oilers rout the eventual AFC Champion Cincinnati Bengals 41-6 as RB Mike Rozier runs for 126 yards and three touchdowns.

**December 14**—The rosters for the AFC-NFC Pro Bowl are released and feature eight Oilers including DE Ray Childress, WR Drew Hill, G Bruce Matthews, QB Warren Moon, G Mike Munchak, and RB Mike Rozier.

**December 24**—The Oilers beat the Cleveland Browns 24-23 in an AFC Wild Card Playoff Game as RB Allen Pinkett scores two touchdowns.

## 1989

- January 1**—In an AFC Divisional Playoff Game, the Oilers drop a 17-10 decision to the Bills before 79,532 fans at Rich Stadium in Buffalo.
- January 12**—LB John Grimsley is added to the AFC's roster as a "need" player for the Pro Bowl by Head Coach Marv Levy.
- February 1**—Executive Vice-President/General Manager Ladd K. Herzeg announces his resignation.
- February 2**—The Oilers announce the promotion of Mike Holovak to General Manager, replacing Ladd Herzeg. Also, under the NFL's new "Plan B" free agency, 21 Oilers are left unprotected while 37 are protected.
- February 22**—The Oilers name Kevin Gilbride to the post of Quarterbacks Coach. He joins the club after serving as Offensive Coordinator at East Carolina.
- February 23**—The Oilers complete their coaching staff by adding Frank Novak as Running Backs Coach.
- April 1**—The Oilers end up losing 15 players and signing seven under the NFL's first "Plan B" free agency system.
- April 7**—The Oilers sign QB Warren Moon to a new long-term contract.
- September 24**—Despite a sellout crowd in the first game in the newly-expanded Astrodome, the Oilers lose to the Buffalo Bills, 47-41 in overtime. The 88 combined points are the most in a Houston game in 26 years, while the Oilers set team records for first downs (33) and combined first downs (56).
- October 1**—The Oilers defeat the Miami Dolphins 39-7 as QB Warren Moon completes a career-best 82.6% of his passes (19/23). In addition, Houston's defense holds Dolphin QB Dan Marino to his worst game as a starter (11/29, 103 yds.).
- October 22**—The Oilers record the ninth shutout in club history and their first in nine years (spanning 132 games) with a 27-0 whitewash of the Pittsburgh Steelers. Pittsburgh manages just 132 total yards, the fewest yards allowed by Houston in 12 seasons.
- November 13**—The largest crowd ever to watch a football game in the Astrodome (60,694) sees the Oilers defeat the Cincinnati Bengals 26-24 on PK Tony Zendejas' 28-yard field goal with two seconds left in a Monday night game.
- December 3**—The Oilers win at Pittsburgh 23-16 despite a blizzard and wind-chill temperatures of -20 degrees. RB Lorenzo White's one-yard run with 21 seconds remaining wins it as the Oilers claim sole possession of first place after the season's 13th game for the first time since 1967.
- December 10**—The Oilers honor their 30th Anniversary "Dream Team" while defeating the Tampa Bay Buccaneers 20-17.
- December 20**—G Bruce Matthews, QB Warren Moon, and G Mike Munchak are named starters for the February 4 Pro Bowl.
- December 23**—In a regular season finale battle for the AFC Central Division title, the Oilers lose to the Cleveland Browns 24-20 on RB Kevin Mack's TD with 39 seconds left. The Oilers fall short after battling back from a 17-0 deficit as QB Warren Moon establishes personal bests for attempts (51), completions (32), and yards (414, most since George Blanda's 418 in 1961). Oilers set all-time single season attendance record with 451,027 fans, eclipsing 411, 652 in 1978.
- December 31**—In an AFC Wild Card playoff game, the Oilers lose a 26-23 OT decision to the Pittsburgh Steelers as PK Gary Anderson kicks a 50-yard field goal. Houston WR Ernest Givins catches 11 passes for 136 yards and two TDs.

## 1990

- January 6**—Jerry Glanville leaves his position as Oilers' head coach by "mutual agreement."
- January 9**—Jack Pardee signs a five-year contract to become the 14th head coach in Houston Oiler history. Pardee joins the Oilers after enjoying a successful three seasons as the head coach at the University of Houston.
- January 12**—Head Coach Jack Pardee announces the hiring of three of his University of Houston assistant coaches to Oiler posts. Named to Pardee's Oiler staff are Defensive Coordinator Jim Eddy, Offensive Line Coach Bob Young, and Defensive Backs Coach Pat Thomas.
- January 22**—The Oilers name Jim Stanley as their Defensive Line Coach. Stanley had served in a similar capacity for half of the 1989 season during Doug Shively's illness.
- January 30**—The Oilers extend the contract of Executive Vice President/General Manager Mike Holovak. In addition the team names former LBs Coach Floyd Reese to the newly-created position of Assistant General Manager, and promotes Quarterbacks Coach Kevin Gilbride to Offensive Coordinator. Also, the team announces the signing of a multi-year contract that allows KTRH-AM/KLOL-FM to broadcast all Oiler football games beginning in 1990.
- January 31**—The Oilers announce that Boston University Head Coach Chris Palmer will become Houston's Receivers Coach.
- March 15**—The Oilers announce that Raycom Sports Network has agreed to a multi-year contract to televise Oiler pre-season games plus a weekly wrap-up show.

**September 23**—The Oilers win their 1990 home opener 24-10 over the Indianapolis Colts as QB Warren Moon becomes the all-time leading passer in club history. Moon throws for 308 yards (plus 3 TDs) to surpass George Blanda's team record of 19,149 yards...the record fell on a third quarter seven-yard pass to WR Haywood Jeffires. WR Drew Hill catches ten passes for 123 yards to help key the victory.

**September 30**—The Oilers capture their first road win of the season, defeating the Chargers 17-7 as QB Warren Moon throws for 355 yards and WR Drew Hill records his 50th career touchdown. Moon's 27 completions allows him to pass Dan Pastorini's club record of 1,426.

**October 14**—QB Warren Moon passes for 369 yards and a career-best five TDs as the Oilers hammer the Cincinnati Bengals 48-17. Moon thus becomes the first player in pro football history to throw for over 20,000 yards in two different leagues (21,228 in Canadian Football League).

**November 18**—QB Warren Moon celebrates his 34th birthday by throwing for 322 yards and five scores as the Oilers win 35-23 at Cleveland.

**December 2**—Despite losing 13-10 in overtime at Seattle, QB Warren Moon's 232 passing yards allow him to break his own single-season club passing record of 3,631 yards (set in 1989).

**December 9**—The Oilers shatter several team records while drubbing Cleveland 58-14. Included among the records set are most points in a game, in a quarter (31), and in a half (45). RB Lorenzo White ties a club mark with four rushing touchdowns, the first time that's been accomplished in the NFL in two years.

**December 16**—The Oilers win a key road game, beating Kansas City 27-10 at Arrowhead Stadium. QB Warren Moon again supplies the big news, completing 27 of 45 passes for 527 yards. That represents the second best single game passing performance in NFL history. The record belongs to the Rams' Norm Van Brocklin, who threw for 554 yards against the New York Yanks on September 28, 1951. Moon had an opportunity to break the record but declined to do so based on the Oilers' comfortable lead. Almost overshadowed by Moon's effort was WR Haywood Jeffires catching nine balls for 245 yards (including 87-yard TD) which marked the second best receiving day in Oiler history. Charles Hennigan had 272 receiving yards versus the Patriots on October 13, 1961.

**December 19**—Six Oilers are named to the AFC squad for the February 3 Pro Bowl. The six include starters G Bruce Matthews, QB Warren Moon, and G Mike Munchak, plus reserves DT Ray Childress, WR Ernest Givins, and WR Drew Hill. Only DE Elvin Bethea and LB Robert Brazile have been selected to more Pro Bowls (7) than Munchak's six.

**December 23**—The Oilers lose an opportunity to cement their grasp on first place in the AFC Central Division by losing at Cincinnati 40-20. Additionally, QB Warren Moon is lost for the remainder of the season after suffering an open dislocation of his throwing thumb.

**December 29**—Oiler Owner/President K.S. "Bud" Adams and San Antonio Mayor Lila Cockrell jointly announce a tentative agreement for the Oilers to hold their annual summer training camp in San Antonio. Also it is announced that the Oilers will serve as the host team for pre-season games in San Antonio's AlamoDome when that facility is completed in 1993.

**December 30**—Led by back-up QB Cody Carlson, the Oilers earn a wild card playoff berth by defeating the Pittsburgh Steelers 34-14 in the Astrodome. Carlson completes 22 of 29 passes for 247 yards and three TDs. With the victory, the Oilers end up in a three-way tie for first place with Cincinnati and Pittsburgh in the AFC Central.

## 1991

**January 6**—The Oilers' 1990 season comes to a close as they are eliminated from the playoffs by the Cincinnati Bengals. Houston loses at Riverfront Stadium 41-14 in an AFC Wild Card game.

**January 26**—It is announced that Earl Campbell has been voted into the Pro Football Hall of Fame. The announcement is made in Tampa, Florida. Campbell is to be enshrined on July 27.

**May 17**—The Oilers and the City of San Antonio formally sign six-year contract which will allow the Oilers to hold training camp there. Trinity University is chosen as the host school.

**September 16**—In a pre-game ceremony, Earl Campbell receives his Hall of Fame ring from Hall Executive Director Pete Elliott. In the game that follows, the Oilers defeat Kansas City 17-7 to signal the first 3-0 start in franchise history.

**October 13**—In a 23-20 victory over the Jets at Giants Stadium, WR Haywood Jeffires ties Charlie Hennigan's 30-year-old team record for receptions in a game with 13 (186 yards). QB Warren Moon completes 35 of 50 passes for 423 yards which is the fifth best total in team annals. Also, WR Drew Hill surpasses Hennigan's 410 catches to become the all-time leading receiver in Oiler history.

**November 3**—Despite a 16-13 OT loss at Washington, WR Drew Hill moves past WR Ken Burrough's 6,907 receiving yards to become the Oilers' all-time leader in that category.



**November 10**—QB Warren Moon establishes career highs for completions (41) and attempts (56) as he throws for 432 yards, which is fourth best in team history, in Oilers' 26-23 OT victory over Dallas. Moon also passes Fran Tarkenton's 47,003 yards and moves into second place behind Ron Lancaster on all-time professional passing yards chart. The game is watched by 63,001 fans (actual attendance) which represents a franchise high for the Oilers.

**December 8**—The Oilers defeat the Steelers 31-6 in the Astrodome as Houston captures its first-ever undisputed AFC Central Division championship. QB Warren Moon throws for 254 yards and becomes just the third QB in NFL history (Miami's Dan Marino, San Diego's Dan Fouts) to have back-to-back 4,000-yard seasons.

**December 15**—QB Warren Moon surpasses Dan Marino's NFL record (378 in 1986) for completions in a season as the Oilers beat the Browns 17-14.

**December 18**—Eight Oilers (tied NFL-best), including a league-high six starters are named to the AFC team for the February 2 Pro Bowl. The six starters include CB Cris Dishman, DE William Fuller, WR Haywood Jeffires, C Bruce Matthews, G Mike Munchak, and LB Al Smith. DT Ray Childress and QB Warren Moon are also named to the squad although Childress was eventually unable to play because of a back/rib injury.

**December 21**—WR Haywood Jeffires becomes just the fifth player in NFL history to record 100 receptions in a single season despite the Oilers' 24-20 road loss to the Giants. Coupled with Drew Hill's 90 catches, that pair's 190 represents the most receptions by two teammates in one season in league annals. In addition, QB Warren Moon eclipses Dan Marino's NFL record (623 in 1986) for attempts in a season. DE William Fuller registers his 15th sack of the season and thus becomes the first Oiler ever to lead the conference in that category.

**December 29**—The Oilers defeat the New York Jets 17-10 in an AFC Wild Card playoff game before 61,485 fans in the Astrodome. S Bubba McDowell intercepts two key passes inside the Oiler five-yard line to preserve the win.

## 1992

**January 4**—After leading for most of the game, the Oilers end up losing a heartbreaking 26-24 decision to the Denver Broncos in an AFC Divisional Playoff game in front of 75,301 fans at Mile High Stadium. PK David Treadwell's 28-yard field goal with 16 seconds left in the game proves to be the deciding point. The loss mars a great performance by Oiler QB Warren Moon who completes 75% of his passes (27 of 36) for 325 yards and three touchdowns.

**March 6**—The Oilers name Steve Underwood as General Counsel. Underwood joins the Oilers from the Houston firm of Caldwell and Hurst where he has handled most of the team's legal work since 1977.

**May 15**—The Oilers name former player and scout Frank Bush as LBs Coach.

**August 1**—The Oilers defeat the Dallas Cowboys 34-23 in the American Bowl in Tokyo, Japan which marks Houston's first game outside of the United States.

**August 31**—The Oilers and QB Warren Moon reach agreement on a new multi-year contract that includes a settlement of a controversial escalator clause.

**September 29**—The Oilers sign free agent WR Webster Slaughter to a two-year contract. Slaughter had been one of four players who were declared free agents by a Minneapolis judge on September 24.

**October 11**—In a 38-24 win at Cincinnati, QB Warren Moon ties a personal best with five TD passes to eclipse George Blanda's team record for career touchdown passes (165, Moon now has 169). Also WR Haywood Jeffires catches three TD passes to tie the franchise record and RB Lorenzo White rushes for a career-best 149 yards.

**October 18**—QB Warren Moon becomes the leading passer in professional football history by surpassing Ron Lancaster's 50,535 yards (in 19 years). After the Oilers' heartbreaking 27-21 loss at Denver, Moon now has 50,589 yards. Moon's total, accumulated in less than 15 seasons, includes 21,228 yards in the CFL and 29,361 yards in the NFL.

**November 15**—In Houston's 17-13 win at Minnesota, QB Warren Moon suffers a fractured upper left arm on a fourth quarter hit by Viking S Vencie Glenn and misses the next five games. Despite the injury, Moon becomes just the 14th NFL QB to surpass 30,000 passing yards as he accomplishes that faster (125 games) than any player in league history except for Miami's Dan Marino (114 games).

**November 26**—Subbing for the injured Warren Moon, QB Cody Carlson throws for a career-high 338 yards as the Oilers defeat the Lions 24-21 on Thanksgiving Day in Detroit.

**December 11**—After being diagnosed with kidney cancer, Offensive Coordinator Kevin Gilbride undergoes surgery for the removal of his cancerous kidney. He misses two games as Receivers Coach Chris Palmer and injured QB Warren Moon help to handle Gilbride's game day responsibilities.

**December 23**—An NFL-best nine Oilers earn Pro Bowl honors with four players designated as starters for the February 7 game. The starters include WR Haywood Jeffires, C Bruce Matthews, G Mike Munchak, and LB Al Smith. The Houston reserves feature DT Ray Childress, WR Curtis Duncan, WR Ernest

Givins, QB Warren Moon, and RB Lorenzo White. That marks Munchak's eighth selection which ties Elvin Bethea for the team record. The inclusion of Jeffires, Givins, and Duncan represents the first time ever that three receivers from the same team have been designated as Pro Bowlers.

**December 20**—Shortly after their exciting, come-from-behind 17-14 win at Cleveland, the Oilers learn that they have clinched a playoff berth for the sixth straight season. That represents the longest current post-season streak in the NFL.

**December 27**—As Houston routs Buffalo 27-3 in the regular season finale, WR Haywood Jeffires catches six passes to finish with 90 receptions. He thus leads the AFC in that category for the third straight season, becoming only the second player since the 1970 AFL-NFL merger to accomplish that feat.

## 1993

**January 3**—The Oilers blow a 32-point third-quarter lead and lose a 41-38 OT decision at Buffalo in an AFC wild card playoff game. QB Warren Moon completes 36 of 50 passes for 371 yards and four first half touchdowns.

**January 4**—The Oilers announce that they will not offer new contracts to Defensive Coordinator Jim Eddy and Defensive Backs Coach Pat Thomas.

**January 29**—The Oilers name Buddy Ryan as the team's defensive coordinator.

**July 2**—NFL Commissioner Paul Tagliabue rules in a dispute between the Oilers and Redskins. Tagliabue completes a trade which sends Washington LB Wilber Marshall to Houston in exchange for the Oilers' third round draft choice in 1994 and their fifth rounder in 1995.



# ALL-TIME DRAFT

## 1960

Peter Arena (G), Northwestern. Dick Bass (HB), College of Pacific. William Bohler (T), St. Ambrose. Larry Cadwell (T), Louisville. Billy Cannon (HB), Louisiana State. Doug Cline (LB), Clemson. DeJustice Coleman (HB), Illinois. Bob Crandall (HB), New Mexico. Cleatus Drinnon (C), Hardin-Simmons. John Grener (G), Illinois. George Herring (T), North Texas State. Don Hitt (C), Oklahoma State. Steve Johnson (QB), Pepperdine. John Lands (E), Montana. Jacky Lee (QB), Cincinnati. Bruce Maher (HB), Detroit. Don Mattson (T), Southern California. Mike McGee (G), Duke. Hugh McInnis (E), Mississippi State. Max Messner (T), Cincinnati. George Mulholland (E), New Mexico State. Gary O'Steen (HB), Alabama. Gene Prebola (E), Boston University (E), New Mexico State. Palmer Pyle (T), Michigan State. William Roach (T), Texas Christian. Robert Simms (E), Rutgers. Phillip Snowden (QB), Missouri. Don Underwood (T), McNeese State. Duane Whetsstone (FB), George Washington. Bob White (FB), Ohio State. Maury Youmans (T), Syracuse.

Clair Branch (RB), Texas-Austin. Dave Chamberlain (HB), Miami (Ohio). Stan Fanning (DE), Idaho. Don Cochran (T), Alabama. Jim Glasgow (T), Jackson State. Dave Graham (E), Virginia. Bob Haas (HB), Missouri. Lowell Hughes (QB), Kent State. Dale Johannson (T), Augustana. Jim Marshall (DT), Ohio State. Ron Morrison (T), New Mexico. Jerry Muennink (C), Texas-Austin. Paul Oglesby (T), UCLA. John Peppercorn (E), Kansas. Bob Peterson (C), Oregon. Bob Talamini (G), Kentucky. Bob Towns (E), Georgia. Bob Wasden (E), Auburn. Jim Welch (HB), Southern Methodist. Jim Wolff (HB), Panhandle A&M.

## 1961

1. Mike Ditka (E), Pittsburgh. 2. Tom Goode (C), Mississippi State. 3. Walter Suggs (T), Mississippi State. 4. Bobby Walden (HB), Georgia. 5. Monte Lee (LB), Texas-Austin. 6. Jake Gibbs (QB), Mississippi. 7. Dick Reynolds (T), North Carolina State. 8. Houston Antwine (G), Southern Illinois. 9. Ralph White (T), Bowling Green. 10. Charles Lee (C), Iowa. 11. Robert Bird (G), Bowling Green. 12. Bob McLeod (E), Abilene Christian. 13. Gerald Hinton (G), Louisiana Tech. 14. Jimmy King (T), Clemson. 15. Dennis Ferriter (C), Marquette. 16. Larry Wood (HB), Northwestern. 17. Sam Fewell (T), South Carolina. 18. Mike Grimsley (HB), Michigan State. 19. Myron Pearson (HB), Colorado. 20. Lewis Johnson (HB), Florida A&M. 21. Ron Miller (QB), Wisconsin. 22. Bob Kelly (E), New Mexico State. 23. James Anderson (FB), Mississippi. 24. Ken Gregory (E), Whittier. 25. Jack Kreider (HB), Tulsa. 26. Don Fuell (QB), Mississippi Southern. 27. Boyd King (C), Rice. 28. John Frongillo (C), Baylor. 29a. Tom Lewis (E), Lake Forest. 29b. Errol Linden (DE), Houston. 30. Jim Stroud (T), Rice.

## 1962

1. Ray Jacobs (DT), Howard Payne. 2. Earl Gros (FB), Louisiana State. 3. Pete Case (T), Georgia. 4a. Gary Cutsinger (DE), Oklahoma State. 4b. (choice to San Diego) 5. Bill Rice (E), Alabama. 6. Ray Pinion (G), Texas Christian. 7. Gus Gonzales (G), Tulane. 8. Clyde Brock (DT), Utah State. 9. Larry Onesti (LB), Northwestern. 10. Bob Moses (E), Texas-Austin. 11. John Thomas (G), McMurry. 12. Jack Collins (HB), Texas-Austin. 13. Royce Cassell (E), New Mexico State. 14. Glynn Griffing (QB), Mississippi. 15. Ken Shaffer (T), Marquette. 16. Billy Ray Adams (FB), Mississippi. 17. Bill Miller (DT), New Mexico Highlands. 18. Art Perkins (HB), North Texas State. 19. Bobby Jancik (DB), Lamar Tech. 20. Joe Bob Isbell (G), Houston. 21. Roland Jackson (FB), Rice. 22. Ken Bolin (HB), Houston. 23. Bill Van Buren (C), Iowa. 24. Boyd Melvin (T), Northwestern. 25. Bob Johnson (T), Rice. 26. Harold Hays (G), Mississippi Southern. 27. Roger McFarland (HB), Kansas. 28. Gary Henson (E), Colorado.

## 1963

1. Danny Brabham (LB), Arkansas. 2. Don Estes (T), Louisiana State. 3. Jerry Cook (HB), Texas-Austin. 4a. Lee Roy Caffey (LB), Texas A&M. 4b. Jerry Hopkins (C), Texas A&M. 5a. Homer Jones (RB), Texas Southern. 5b. Don Chuy (T), Clemson. 6. Lionel Aldridge (DE), Utah State. 7. Johnny Baker (LB), Mississippi State. 8. Jim Burson (HB), Auburn. 9. Ed Burke (T), Notre Dame. 10. (choice to Denver). 11a. Tom Brown (G), Pittsburgh. 11b. (choice to Boston). 12. (choice to Oakland). 13a. (choice to Oakland). 13b. Dennis Ward (G), Oklahoma. 14. Don Trull (QB), Baylor. 15. No choice. 16. Rex Benson (T), Miami. 17. Jerry Griffin (E), Louisiana Tech. 18. Paul Lea (HB), Oklahoma. 19. Bob Hoover (HB), Florida. 20. Wayne Lee (C), Oklahoma. 21. Staley Faulkner (T), Texas-Austin. 22. Sam Byer (LB), Texas A&M. 23. Gene Raesz (E), Rice. 24. Bob Burton (T), Grambling. 25. Gary Kaltenbach (T), Pittsburgh. 26. Dave Thiesen (HB), Nebraska. 27. Al Hildebrand (T), Stanford. 28. Tim Stein (C), Miami (Ohio). 29. Oliver Ross (T), West Texas State.

## 1964

1. Scott Appleton (DT), Texas-Austin. 2a. Charley Taylor (HB), Arizona State. 2b. Billy Truax (E), Louisiana State. 3. Bobby Crenshaw (G), Baylor. 4. Ode Burrell (HB), Mississippi State. 5a. John Varnell (DT), West Texas State. 5b. Sid Blanks (HB), Texas A&E. 6. Dave Wilcox (DE), Oregon. 7. (choice to Denver). 8. Ezell Seals (HB), Prairie View. 9. Jerry Burton (HB), Northwest Louisiana. 10. Sammy Odeom (LB), Northwest Louisiana. 11. Owen Dejanovich (G), Arizona State. 12. Benny Nelson (DB), Alabama. 13. (choice to Kansas City). 14. Ken Henson (C), Texas Christian. 15. Pat Crain (FB), Clemson. 16. Bill Munson (QB), Utah State. 17. Dick Leeuwenburg (T), Stanford. 18. Bob Nichols (T), Stanford. 19. Carl Robinson (T), Prairie View. 20. Pete Jaquess (DB), East New Mexico. 21. Jerry Cole (E), Southwest Texas. 22. Ed Kessler (FB), North Carolina. 23. Jim Whitehead (T), Georgia. 24. John Garrett (LB), Oklahoma. 25. Dick Bowe (T), Rice. 26. Alex Zenko (T), Kent State.

## 1965

1. Lawrence Elkins (E), Baylor. 2a. Malcolm Walker (C), Rice. 2b. Ralph Neely (T), Oklahoma. 3. Ernie Koy (HB), Texas-Austin. 4. Bobby Maples (LB), Baylor. 5. Frank Molden (T), Jackson State. 6. Dennis Murphy (T), Florida State. 7. No choice. 8a. Ray Ogden (HB), Alabama. 8b. Roy Hilton (LB), Jackson State. 9. George Kinney (DT), Wiley. 10. Maxie Williams (G), S.E. Louisiana. 11. Trade to Oakland. 12. Bob Reed (G), Tennessee State. 13. Bob Felts (HB), Florida A&M. 14. Norman Evans (T), Texas Christian. 15. Tony Guillory (LB), Lamar Tech. 16. Junior Coffey (RB), Washington. 17. Jim Grisham (FB), Oklahoma. 18a. Russ Mundy (FB), West Texas State. 18b. Russell Wayt (LB), Rice. 19. Frank Fox (T), Sam Houston State. 20. Gus Brezina (G), Houston.

## 1965 Redshirt Draft

1. Donny Anderson (HB), Texas Tech. 2. Glen Ray Hines (T), Arkansas. 3. Mike Shinn (E), Kansas. 4. Ollie Cordill (QB), Memphis State. 5. Jerry Crumpler (T), Missouri. 6. Traded to Oakland. 7. Leo Lowery (FB), Texas Tech. 8. Len Sears (T), South Carolina. 9. Tom Bleick (HB), Georgia Tech. 10. George Hafner (QB), McNeese State. 11. Bill Anderson (QB), Tulsa. 12. Harlan Lane (E), Baylor.

## 1966

1. Tormy Nobis (LB), Texas-Austin. 2. Stan Hindman (G), Mississippi. 3. George Rice (DT), Louisiana State. 4. George Allen (T), West Texas State. 5. Hoyle Granger (FB), Mississippi State. 6. Dave Long (E), Iowa. 7. Hartwell Menefee (DB), New Mexico State. 8. Dan Bland (DB), Mississippi State. 9. Dick Suffell (DB), Southwest Texas. 10. Wilbur Aylor (G), Southwest Texas. 11. Monty Ledbetter (E), N.W. Louisiana. 12. Harry Day (E), Memphis State. 13. Fred Zimmerman (LB), Toledo. 14. Butch Lince (T), North Dakota. 15. Tormy Dillard (T), Austin Peay. 16. Steve Smith (E), Michigan. 17. Lyle Loebach (T), Simpson. 18. Ed Buzzell (QB), Ottawa. 19. Frank Fuller (T), Drake. 20. Dave Odegaard (T), Bemidji State.

## 1966 Redshirt Draft

1. Tom Fisher (LB), Tennessee. 2. Tim Van Galder (QB), Iowa State. 3. Ralph Dunlop (T), Baylor. 4. Bill Davis (QB), Lamar Tech. 5. Richard Gover (T), Virginia State. 6. John Gary (T), Grambling. 7. Clyde Pettaway (T), N.C. Carolina A&T. 8. Roger Marshall (QB), Baylor. 9. Lee Garner (LB), Mississippi. 10. Dan Goich (T), California. 11. Charles Arkwright (T), Georgia.

## 1967

1a. George Webster (LB), Michigan State. 1b. Tom Regner (G), Notre Dame. 2a. Bob Davis (QB), Virginia. 2b. Roy Hopkins (RB), Texas Southern. 3. Larry Carwell (CB), Iowa State. 4. Carl Stith (DT), Nebraska. 5a. Pete Johns (S), Tulane. 5b. Willie Parker (DT), Arkansas A&N. 5c. Zeke Moore (CB), Lincoln. 6. Pete Barnes (LB), Southern. 7. Ed Carrington (TE), Virginia (signed late). 8a. Johnny Brunson (RB), Benedict (injured). 8b. Sharon Washington (WR), Northeast Missouri. 9. Ken Houston (S), Prairie View. 10a. Woody Campbell (RB), Northwestern. 10b. Tim Sheehan (C), Stanford. 11. Harold Decker (DE), Kalamazoo. 12. Traded to Buffalo. 13. Traded to Buffalo. 14. Henry Hailstock (G), Lincoln. 15. Marvin McQueen (LB), Mississippi (Army). 16. Rex Keeling (K), Samford. 17. Larry Lee (WR), Texas A&M.

## 1968

1. Traded to Kansas City. 2. Mac Haik (WR), Mississippi. 3. Elvin Bethea (DE), N. Carolina A&T. 4. Jim Beirne (WR), Purdue. 5. Bob Longo (TE), Pittsburgh. 6. Traded to Cincinnati. 7. Paul Toscano (DB), Wyoming. 8. Traded to New York. 9a. Bob Robertson (T), Illinois. 9b. Traded to Miami. 10a. Joe Peace (LB), Louisiana Tech. 10b. Tom Dornres (DT), Wisconsin. 11. Bill Halley (TE), La Verne (injured). 12. Barry Lischner (RB), Missouri. 13. Jim Dousay (RB), Louisiana State (injured). 14. Rich Stotter (LB), Houston. 15. Traded to San Diego. 16. Bob Smith (S), Miami (Ohio). 17. Billy Alsbrook (DB), North Carolina College.

## 1969

1. Ron Pritchard (LB), Arizona State. 2. Jerry LeVias (WR), S. Methodist. 3a. Elbert Drungo (T), Tennessee State. 3b. Rich Johnson (RB), Illinois. 4a. Charlie Joiner (WR), Grambling. 4b. Roy Gerela (K), N. Mexico State. 5. Johnny Peacock (S), Houston. 6. Willie Grate (WR), South Carolina State. 7. Mike Richardson (RB), S. Methodist. 8. Glenn Woods (DT), Prairie View. 9. Ed Watson (LB), Grambling. 10a. Joe Pryor (TE), Boston College. 10b. Bob Naponic (QB), Illinois. 11. Terry May (DE), Southern Methodist. 12. George Resley (DT), Texas A&M. 13. Richard Pickens (RB), Tennessee. 14. Roy Don Reeves (DB), South Carolina. 15. John Tye Kiewicz (G), Chattanooga. 16. Loyd Wainscott (LB), Texas-Austin. 17. Hank Autry (C), S. Mississippi.

## 1970

1. Doug Wilkerson (G), N.C. Carolina Central. 2a. Leo Brooks (DT), Texas-Austin. 2b. Bill Dusenbery (RB), J.C. Smith. 3. Traded to Cleveland. 4. Spike Jones (P), Georgia. 5a. Ron Saul (G), Michigan State. 5b. Ed Duley (DT), Northern Arizona. 6. Benny Johnson (CB), J.C. Smith. 7. Charles Olson (S), Concordia (Minn.). 8. Mike McClish (T), Wisconsin. 9. Charles Blossom (DE), Texas Southern. 10. Joe Dawkins (RB), Wisconsin. 11. Robert Morris (C), Duke. 12. Richard Dawkins (TE), J.C. Smith. 13. Jess Lewis (LB), Oregon State. 14. Claire Rasmussen (T), Wisconsin St. (Osh.). 15. Dave Sharp (T), Stanford. 16. No choice. 17. Julian Fagan (P), Mississippi.

## 1971

1. Dan Pastorini (QB), Santa Clara. 2. Traded to New Orleans. 3. Lynn Dickey (QB), Kansas State. 4. Laron Jackson (T), Missouri. 5. Willie Armstrong (RB), Grambling. 6. Willie Alexander (CB), Alcorn A&M. 7a. Phil Croyle (LB), California (Berkeley). 7b. Larry Watson (T), Morgan State. 8. Traded to Denver. 9. Floyd Rice (LB), Alcorn A&M. 10. Russell Price (DE), N. Carolina Central. 11. Macon Hughes (WR), Rice. 12. John Thompson (G), Minnesota. 13. Joe Hoing (G), Arkansas Tech. 14. Dick Adams (DB), Miami (Ohio). 15. Andy Hopkins (RB), S.F. Austin. 16. Moses Denson (RB), Maryland State. 17. Calvin Fox (LB), Michigan State.

## 1972

1. Greg Sampson (DT), Stanford. 2. Traded to New Orleans for Mike Tilleman. 3a. Lewis Jolley (RB), N. Carolina. 3b. Solomon Freelon (G), Grambling (from Kansas City). 4. Traded to St. Louis for Dave Olerich. 5. Traded to Denver for Cleo Johnson. 6a. Joe Bullard (DB), Tulane. 6b. Elmer Allen (G), Mississippi. 7. Eric Hutchinson (DB), Northwestern. 8. Guy Roberts (LB), Maryland. 9. Willie Postler (T), Montana. 10a. Rhett Dawson (WR), Florida State. 10b. Jim Butler (TE), Tulsa. 11. Ron Evans (T), Baylor. 12. Willie Rodgers (RB), Jackson State. 13. Willie Roberts (DB), Houston. 14. Gary Crockett (C) Lamar University. 15. Traded to Pittsburgh for Worthy McClure. 16. Guy Murdock (C), Michigan. 17. Kelly Cochrane (QB), Miami (Fla.).

## 1973

1a. John Matuszak (DT), Tampa. 1b. George Arundson (RB), Iowa State (from Atlanta for Mike Tilleman). 2. Traded to New Orleans for Mike Tilleman. 3. Traded to Baltimore for Bill Curry. 4. Gregg Bingham (LB), Purdue. 5. Edesol Garrison (WR), Southern California. 6. Ron

Mayo (TE), Morgan State. 7. Shelby Jordan (T), Washington (St.L.). 8. Joe Blahak (DB), Nebraska. 9. Mark Williams (K), Rice. 10. Darrell Vaughan (DT), Northern Colorado. 11. Larry Eaglin (CB), S.F. Austin. 12. Brad Lyman (WR), UCLA. 13. Willie Martin (G), Northeastern Oklahoma. 14. Ron Lou (C), Arizona State. 15. Roger Goree (LB), Baylor. 16. Tim Dameron (WR), East Carolina. 17. Randy Braband (LB), Texas-Austin.

## 1974

1. Traded to Dallas for Tody Smith and Billy Parks. 2. Traded to Buffalo for Al Cowlings. 3. Traded to Dallas for Tody Smith and Billy Parks. 4. Steve Manstedt (LB), Nebraska. 5. Traded to Washington for Alvin Haymond. 6a. Traded to New Orleans for James Ford. 6b. Booker Brown (G), USC (from Los Angeles for Bob Crum). 7. Leonard Fairley (DB), Alcorn A&M. 8. Mike McCoy (DB), Western Kentucky. 9. Traded to New England for Steve Kiner. 10. Traded to New Orleans for James Ford. 11. Steve Taylor (C), Auburn. 12. Rickey Brown (LB), Florida. 13. Dan Dixon (G), Boise State. 14. Traded to Buffalo for Levert Carr. 15. Billy Johnson (SP), Widener. 16. Matthew Williams (RB), N.E. Louisiana. 17. Bill Hedge (T), N.W. Missouri State.

## 1975

1a. Robert Brazile (LB), Jackson State. 1b. Don Hardeman (RB), Texas A&I. 2. Emmett Edwards (WR), Kansas. 3. Traded to Atlanta for Duane Benson. 4. Traded to Dallas for Mike Montgomery. 5. Traded to Oakland for Tommy Maxwell. 6. Jesse O'Neal (DE), Grambling. 7a. Mike Biehl (OT), Miami (Ohio). 7b. Mark Colney (DB), Cameron State. 8. Jerry Lawrence (DT), South Dakota State. 9. Bob Bruer (TE), Mankato State. 10. Alan Pringle (K), Rice. 11. John Sawyer (TE), S. Mississippi. 12. Willie Miller (WR), Colorado State. 13. Rickey Scales (WR), Virginia Tech. 14. Jody Medford (OG), Rice. 15. Jack Holmes (RB), Texas Southern. 16. Ken Lambert (DB), Virginia Tech. 17. Rickey Seeker (C), Texas A&M.

## 1976

1. Traded to San Francisco for Vic Washington. 2. Mike Barber (TE), Louisiana Tech. 3. Traded to Kansas City (part of Curley Culp trade). 4a. Traded to Oakland to complete Tommy Maxwell trade. 4b. Steve Largent (WR), Tulsa. 5. Traded to Kansas City in Elmo Wright deal. 6. Todd Simonsen (T), South Dakota State. 7. Traded to New England in Bob Adams trade. 8a. Larry Harris (T), Oklahoma State. 8b. Bobby Simon (T), Grambling. 9. Art Stringer (LB), Ball State. 10. Steve Kincannon (QB), Humboldt State. 11. Skip Walker (RB), Texas A&M. 12. Larry Bell (DT), E. Texas State. 13. Danny O'Rourke (WR), Colorado State. 14. John Reimer (T), Wisconsin. 15. Bobby Byars (DT), Cheney State. 16. Claude Johnson (LB), Florida A&M. 17. Allen Misher (WR), LSU.

## 1977

1. Morris Towns (T), Missouri. 2. George Reihner (G), Penn State. 3a. Traded to San Francisco completing Vic Washington trade. 3b. Tim Wilson (RB), Maryland (choice from Green Bay in Lynn Dickey trade). 3c. Jimmy Giles (TE), Alcorn State (choice from Miami in Ken Ellis trade; traded to Tampa Bay). 3d. Rob Carpenter (RB), Miami (Ohio) (choice from Oakland via Buffalo in Emmett Edwards trade). 4a. Traded to Kansas City for Elmo Wright. 4b. Warren Anderson (WR), West Virginia State (choice from San Diego via Miami in Ken Ellis trade). 5. Choice forfeited. 6a. Gary Woolford (DB), Florida State. 6b. David Carter (C), Western Kentucky (choice from New England for past considerations). 7. Traded to New York Giants for Joe Dawkins. 8a. Steven Davis (WR), Georgia (choice from Seattle in Steve Largent trade). 8b. Eddie Foster (WR), Houston. 9. Bill Currier (DB), South Carolina. 10. Harvey Hull (LB), Mississippi State. 11. Al Romano (LB), Pittsburgh. 12. Ove Johansson (K), Abilene Christian.

## 1978

1. Earl Campbell (RB), U. of Texas (choice from Tampa Bay). 2. Traded to Tampa Bay (part of Earl Campbell trade). 3. Gifford Nielsen (QB), Brigham Young U. 4. Mike Renfro (WR), Texas Christian U. 5. Traded to Kansas City (part of Otis Taylor trade). 6. Conrad Rucker (TE), Southern University. 7. Traded to Buffalo (part of Jimmy Dean trade). 8. J.C. Wilson (DB), U. of Pittsburgh. 9. Jim Mol (DE), Morningside Col. (Iowa). 10. Stephen Young (TE), Wake Forest U. 11. Willie Thicken (WR), Alabama State U. 12. John Schuhmacher (OG), U. of Southern California.

## 1979

1. Traded to Kansas City for second round in '79 E. '80. 2. Mike Stensrud (DE), Iowa State. 2b. Jesse Baker (DE), Jacksonville State. 3a. To Tampa Bay (Earl Campbell). 3b. Kenny King (RB), Oklahoma (choice from Washington; Ron Saul trade). 4. Traded to San Diego. 5. Traded to Tampa Bay. 6a. Daryl Hunt (LB), Oklahoma Univ. (choice from Buffalo, Elbert Drungo trade). 6b. Mike Murphy (LB), Southwest Missouri. 7. Tim Ries (DB), Southwest Missouri. 8. Carter Hartwig (DB), Southern California. 9. Richard Ellender (WR), McNeese State Univ. 10. Choice forfeited (supplemental selection for Johnnie Dirden). 11. Mike Taylor (OT), Georgia Tech. 12. Wayne Wilson (RB), Shepherd College.

## 1980

1. To New England, for Leon Gray. 2a. (from Kansas City) Angelo Fields (OT), Michigan State. 2b. Daryl Skaugstad (MG), California-Berkeley. 3. Tim Smith (WR), Nebraska. 4. Chris Combs (TE), New Mexico. 5. John Coker (LB), Oklahoma State. 6. To New England, for Leon Gray (completes trade). 7. Craig Bradshaw (QB), Utah State (from Oakland, Tatum trade; Oilers owe to N.Y. Jets for Rich Caster). 8. Harold Bailey (QB/TE), Oklahoma State. 9. Ed Harris (RB), Bishop College. 10. To Seattle, for Sammy Green. 11. Ed Preston (WR), Western Kentucky. 12. Wiley Pitts (WR), Temple.

## 1981

1. To Oakland, for Dave Casper. 2. To Oakland, for Dave Casper. 3. Michael Holston (WR), Morgan State. 4. Nick Eyre (OT), BYU. 5. Delberty Fowler (LB), West Virginia. 6. To Seattle, for Sammy Green. 7b. Don Washington (DB), Texas A&I (choice from Oakland, completes Tatum-King trade). 8. Willie Tullis (WR), Troy State. 9. Avon Riley (LB), UCLA. 10. Larry Jones (RB), Colorado State. 11. Claude Matthews (OT), Auburn. 12. Bill Capece (K), Florida State.

## 1982

1. Mike Munchak (OL), Penn State. 2a. To Oakland (completes Dave Casper acquisition). 2b. Oliver Luck (QB), West Virginia (from Los Angeles through Tampa Bay through Miami; Mike Barber trade). 3a. To Los Angeles (Mike Barber trade). 3b. Stanley Edwards (FB), Michigan (from New York Giants; Rob Carpenter trade). 3c. Robert Abraham (LB), North Carolina State (from Los Angeles through Denver, Mike Barber trade). 4. Steve Bryant (WR), Purdue. 5. Malcolm Taylor (DT), Tennessee State. 6. Gary Allen (RB), Hawaii. 7. To Detroit (Luther Bradley trade). 8. To Los Angeles for Lewis Gilbert. 9. Matt Bradley (DS), Penn State. 10. Ron Reeves (QB), Texas Tech. 11. Jim Campbell (TE), University of Kentucky. 12. Donnie Craft (RB), University of Louisville.

## 1983

1. Bruce Matthews (OT), USC. 2a. Harvey Salem (OT), Cal-Berkeley. 2b. (choice from Seattle) Keith Bostic (DB), Michigan. 3a. Tim Joiner (LB), LSU. 3b. (choice from Seattle) Chris Dressel (TE), Stanford. 3c. (choice from Green Bay) Steve Brown (CB), Oregon. 4a. Greg Hill (CB), Oklahoma State. 4b. (choice from L.A. Rams) Mike McCloskey (TE), Penn State. 5a. Larry Moriarty (RB), Notre Dame. 5b. (choice from Miami) Jerome Foster (MG), Ohio State. 6. Steve Haworth (S), Oklahoma. 7. Herkie Walls (WR/KR), Texas. 8. Robert Thompson (LB), Michigan. 9. Kevin Potter (S), Missouri. 10. To Green Bay (for Mark Koncar). 11 To New York Giants (for future choice). 12. To New York Giants (for future choice). *NOTE:* 11th and 12th round pick in 1983 traded to New York Giants for 9th round pick in 1984.

## 1984

1. Dean Steinkuhler (OT), Nebraska. 2a. Doug Smith (DE), Auburn. 2b. Bo Eason (FS), Cal-Davis. 3. Johnny Meads (LB), Nicholls State. 4a. Mark Studaway (DE), Tennessee. 4b. Patrick Allen (CB), Utah State. 4c. To Washington. 5. Robert Lyles (LB), Texas Christian. 6a. John Grimsley (LB), Kentucky. 6b. Eric Mullins (WR), Stanford. 7. Willie Joyner (RB), Maryland. 8. Kevin Baugh (WR/KR), Penn State. 9a. Jeff Donaldson (DB), Colorado. 9b. Mike Johnson (DE), Illinois. 9c. Mike Russell (LB), Toledo. 10. To L.A. Rams. 11. To L.A. Raiders. 12. To L.A. Rams.

## 1985

1a. To Minnesota. 1b. (choice from Minnesota) Ray Childress (DE), Texas A&M. 1c. (choice from New Orleans for Earl Campbell) Richard Johnson (CB), Wisconsin. 2a. To Denver. 2b. (choice from Denver) Richard Byrd (DE), S. Mississippi. 3a. To N.Y. Giants for Butch Woolfolk. 3b. To L.A. Raiders for Jim Romano. 3c. (choice from Denver) Mike Kelley (C/OG), Notre Dame. 4. Tom Briel (LB), Stanford. 5a. To Dallas for Butch Johnson. 5b. (choice from Kansas City for Bob Hamm) Frank Bush (LB), N.C. State. 5c. (choice from Denver) Lee Johnson, (P/K), BYU. 6a. To L.A. Raiders for Jim Romano. 6b. (choice from Kansas City for Bob Hamm) Joe Krakoski (LB), Washington. 7. Mike Akiu (WR), Hawaii. 8. Chuck Thomas (C), Oklahoma. 9. Steve Tasker (PR/KR), Northwestern. 10. Mike Golic (C), Notre Dame. 11. Willie Drewry (WR/RS), West Virginia. 12. Mark Vonderhaar (OT), Minnesota.

## 1986

1. Jim Everett (QB), Purdue. 2. Ernest Givins (WR/KR), Louisville. 3. Allen Pinkett (RB), Notre Dame. 4. To Kansas City. 5. Jeff Parks (TE), Auburn. 6. Ray Wallace (RB), Purdue. 7. To L.A. Rams for Drew Hill. 8. Larry Griffin (CB), North Carolina. 9. Bob Sebring (LB), Illinois. 10. Don Sommer (C/G), Texas-El Paso. 11. Mark Cochran (T), Baylor. 12. Chuck Banks (RB), West Virginia Tech.

## 1987

1a. Alonzo Highsmith (FB), Miami (Fla.). 1b. (choice from L.A. Rams for Jim Everett) Hayward Jeffires (WR), North Carolina State. 2a. To Kansas City. 2b. (choice from Kansas City) Walter Johnson (LB), Louisiana Tech. 3. Cody Carlson (QB), Baylor. 4a. To L.A. Rams for Drew Hill. 4b. (choice from Kansas City) Mark Dusbabek (LB), Minnesota. 5a. To Washington for Tony Zendejas. 5b. (choice from L.A. Rams for Jim Everett) Spencer Tillman (RB), Oklahoma. 6a. Al Smith (LB), Utah State. 6b. (choice from Kansas City for Larry Moriarty) Toby Caston (LB), Louisiana State. 7. Robert Banks (DE/LB), Notre Dame. 8. Michel James (WR), Washington State. 9. Wes Neighbors (C), Alabama. 10. Curtis Duncan (WR), Northwestern. 11. John Davis (T/C), Georgia Tech. 12. Ira Valentine (RB), Texas A&M.

## 1988

1a. (choice from L.A. Rams for Jim Everett) To L.A. Raiders for Sean Jones. 1b. Lorenzo White (RB), Michigan State. 2. (reacquired from L.A. Raiders with Sean Jones) Quintin Jones (CB), Pittsburgh. 3a. To San Diego. 3b. (choice from San Diego) Greg Montgomery (P), Michigan State. 3c. To L.A. Raiders for Sean Jones. 4. To L.A. Raiders for Sean Jones. 5a. (choice from San Diego) Cris Dishman (CB), Purdue. 5b. Chris Verhulst (TE), Chico State. 6. Kurt Crain (LB), Auburn. 7. Tracey Eaton (S), Portland State. 8. David Viaene (C), Minnesota-Duluth. 9. David Spradlin (LB), Texas Christian. 10. Marco Johnson (WR/KR), Hawaii. 11. Jethro Franklin (DE), Fresno State. 12. John Brantley (LB), Georgia.

## 1989

1. David Williams (T), Florida. 2. Scott Kozak (LB), Oregon. 3. Bubba McDowell (S), Miami (Fla.). 4. Rod Harris (WR/KR), Texas A&M. 5. Glenn Montgomery (NT), Houston. 6. Bo Orlando (CB), West Virginia. 7. Tracy Rogers (LB), Fresno State. 8. Alvoid Mays (CB), West Virginia. 9. Bob Mrosko (TE), Penn State. 10. Tracy Johnson (FB), Clemson. 11. Brian Smider (T), West Virginia. 12. Chuck Hartlieb (QB), Iowa.

## 1990

1. Lamar Lathon (LB), Houston. 2. Jeff Alm (DT), Notre Dame. 3. Willis Peguese (DE), Miami (Fla.). 4. Eric Still (G/T), Tennessee. 5. Richard Newbill (LB), Miami (Fla.). 6. Tony Jones (WR), Texas. 7. Andy Murray (FB), Kentucky. 8. Brett Tucker (DB), Northern Illinois. 9. Pat Coleman (WR), Mississippi. 10. Dee Thomas (DB), Nicholls State. 11. Joey Banes (T), Houston. 12. Reggie Slack (QB), Auburn.

## 1991

1. To New England. 2a. (choice from New England) Mike Dumas (S), Indiana. 2b. (choice from Minnesota through Dallas) Darryll Lewis (CB), Arizona. 2c. John Flannery (C), Syracuse. 3a. Steve Jackson (CB), Purdue. 3b. (choice from Miami) Kevin Donnalley (T), North Carolina. 4a. (choice from New England) David Rocker (DT), Auburn. 4b. Marcus Robertson (CB), Iowa State. 5. Gary Wellman (WR), USC. 6. To Philadelphia. 7. Kyle Freeman (LB), Angelo State. 8. Gary Brown (RB), Penn State. 9. Shawn Jefferson (WR), Central Florida. 10. Curtis Moore (LB), Kansas. 11. James Smith (S), Richmond. 12. Alex Johnson (WR), Miami (Fla.).

## 1992

1. To San Diego. 2. Eddie Robinson (LB), Alabama St. 3. Corey Harris (WR), Vanderbilt. 4. Mike Mooney (T), Georgia Tech. 5a. Joe Bowden (LB), Oklahoma. 5b. (from New Orleans) Tony Brown (CB), Fresno State. 5c. Tim Roberts (DT), Southern Miss. 6. Mario Bailey (WR), Washington. 7. Elbert Turner (WR), Illinois. 8. Bucky Richardson (QB), Texas A&M. 9. Bernard Dafney (T), Tennessee. 10. Dion Johnson (WR), East Carolina. 11. Anthony Davis (LB), Utah. 12. Joe Wood (PK), Air Force.

## 1993

1. Brad Hopkins (T), Illinois. 2. Micheal Barrow (LB) Miami. 3. To Philadelphia. 4. Travis Hannah (WR) USC. 5. John Henry Mills (TE) Wake Forest. 6. Chuck Bradley (T) Kentucky. 7. Patrick Robinson (WR) Tennessee State. 8. Blaine Bishop (CB) Ball State.

## DRAFT BY POSITION

Position	No.
Offensive Line	164
Running Back	93
Linebacker	70
Wide Receiver	67
Defensive Back	59
Defensive Line	48
Tight End	33
Quarterback	31
Kicker	6
Punter	4



# PRODUCING THE OILERS

(Colleges and universities which have produced Oiler players, 1960-1992)

Abilene Christian 1, Alabama 4, Alabama A&M 1, Alabama State 2, Alcorn A&M 2, Alcorn State 4, Angelo State 1, Arizona 3, Arizona State 7, Arkansas 6, Arkansas A&M 2, Arkansas State 1, Auburn 8, Austin College 1, Austin Peay 1, Bakersfield J.C. 1, Ball State 2, Baylor 12, Bethune-Cookman 4, Bishop College 1, Boston College 2, Bowling Green 2, Brigham Young 5, C.W. Post 1, Cal-Berkeley 4, Cal-Davis 2, Cal-Lutheran 1, Cal State-Long Beach 2, Cameron State 1, Central Florida 1, Chico State 1, Cincinnati 2, Citadel 1, Clemson 7, Colgate 1, Colorado 5, Colorado State 4, Columbia 1, Delaware 1, Delaware Valley 1, Delta State 1, Doane (Neb.) 1, Drake 1, Duke 1, East Carolina 1, Eastern Michigan 1, East Texas State 1, Eastern Washington 1, Florida 6, Florida A&M 1, Florida State 4, Fresno State 2, Georgia 3, Georgia Tech 4, Grambling 8, Grand Valley State 1, Hamline 1, Hawaii 4, Heidelberg 1, Hillsdale 1, Houston 19, Howard Payne 5, Huston-Tillotson 1, Idaho 3, Idaho State 1, Illinois 7, Indiana 1, Indiana (Pa.) 1, Iowa State 8, J.C. Smith 3, Jackson State 7, Jacksonville State 1, Kansas 4, Kansas State 1, Kentucky 5, Kentucky State 2, Lafayette 1, Lamar 7, Langston 1, Lenoir-Rhyne 1, Lincoln 2, Livingston 1, Louisiana State 5, Louisiana Tech 2, Louisville 2, Maryland 4, Maryland State 1, McMurray 1, McNeese State 3, Memphis State 2, Miami 8, Miami-Ohio 1, Michigan 5, Minnesota 3, Mississippi 4, Mississippi State 6, Mississippi Valley 1, Missouri 3, Montana 2, Montclair State 1, Morgan State 4, Morris Brown 2, Nebraska 9, Nebraska-Omaha 1, Nevada-Las Vegas 2, Nevada-Reno 2, New Mexico 4, New Mexico Highlands 3, New Mexico State 5, Nicholls State 3, Norfolk State 1, North Carolina 5, North Carolina A&T 1, North Carolina Central 1, North Carolina State 3, North Central State 1, North Park 1, North Texas State 3, Northeastern 1, Northeast Louisiana 2, Northern Michigan 1, Northwest Louisiana 6, Northwest Oklahoma 1, Northwestern 5, Notre Dame 14, Occidental 1, Ohio 1, Ohio State 5, Oklahoma 9, Oklahoma State 8, Oregon 2, Oregon State 1, Palomar J.C. 1, Pennsylvania 1, Penn State 8, Pittsburgh 6, Portland State 3, Prairie View 6, Purdue 11, Rice 4, Ripon 1, Sam Houston State 3, San Diego State 2, San Francisco 1, San Jose State 2, Santa Clara 1, Southern 10, Southern Methodist 5, South Carolina 3, South Dakota State 1, Southern Illinois 2, Southern Mississippi 6, Southeastern Louisiana 1, Southeast Missouri 1, Southwest Missouri State 1, Stanford 5, Stephen F. Austin 6, Syracuse 2, Tampa 1, Tennessee 4, Tennessee State 4, Texas 13, Texas A&I 4, Texas A&M 13, Texas-Arlington 1, Texas Christian 8, Texas Southern 14, Texas Tech 7, Toledo 2, Troy State 1, Tulane 3, Tulsa 5, UCLA 7, USC 12, Utah State 6, Vanderbilt 1, Villanova 1, Virginia 2, Wake Forest 1, Washington 4, Washington State 1, Weber State 1, West Texas State 1, West Virginia 5, West Virginia Tech 1, West Virginia Wesleyan 1, Western Illinois 1, Western Kentucky 1, Wichita State 1, Widener 1, Wisconsin 5, Wisconsin-Milwaukee 1, Wylie 1, Wyoming 3.

No College 1 (Toni Fritsch)

**The Top Five** - Houston 19, Texas Southern 14, Texas A&M 13, Texas 13, Baylor 12



**The Houston Oilers' 30th Anniversary "Dream Team"** (selected in 1989): Standing L to R—Robert Brazile, Ray Childress Sr. (Ray Childress Jr.), Fred Glick, Charles Tolar, Bobby Maples, Bob Talamini, Jim Norton, Felicia Moon (Warren Moon), Willie Frazier, K.S. "Bud" Adams, Jr., Ken Burrough, Greg Sampson, Marci Munchak (Mike Munchak), Ken Houston, Charles Hennigan, George Webster, Curley Culp, Billy Johnson, Al Jamison, Zeke Moore. Kneeling L to R—Trey Brazile (Robert Brazile), Bret Floyd (Don Floyd), Hans Fritsch (Tony Fritsch), Miller Farr, Joshua Moon (Warren Moon), Elvin Bethea, Gregg Bingham. Not Pictured—Earl Campbell.



# 1992 SUPERLATIVES

## OILERS

LONGEST RUN FROM SCRIMMAGE:	44 yards by Lorenzo White vs. Pittsburgh; Ernest Givins vs. Chicago
LONGEST PASS COMPLETION:	72 yards from Warren Moon to Curtis Duncan at Denver
LONGEST PUNT RETURN:	20 yards by Webster Slaughter at Detroit
LONGEST KICKOFF RETURN:	42 yards by Corey Harris vs. Kansas City
LONGEST INTERCEPTION RETURN:	27 yards by Marcus Robertson at Cincinnati
LONGEST PUNT:	66 yards by Greg Montgomery vs. Cleveland
LONGEST FIELD GOAL:	54 yards by Al Del Greco vs. Kansas City
MOST RUSHING ATTEMPTS:	25 by Lorenzo White at Cincinnati (149 yards)
MOST YARDS RUSHING:	149 by Lorenzo White at Cincinnati (25 attempts)
MOST PASSES ATTEMPTED:	45 by Warren Moon vs. Pittsburgh (29 completions)
MOST PASSES COMPLETED:	29 by Warren Moon vs. Pittsburgh (45 attempts), at Indianapolis (39 attempts)
MOST YARDS PASSING:	361 by Warren Moon at Indianapolis (29 of 39)
MOST PASSES CAUGHT:	10 by Haywood Jeffires vs. San Diego (77 yards)
MOST YARDS ON RECEPTIONS:	133 by Curtis Duncan at Denver (5 catches)
MOST TOUCHDOWN PASSES:	5 by Warren Moon at Cincinnati
MOST INTERCEPTIONS THROWN:	5 by Warren Moon vs. Pittsburgh
MOST RUSHING TOUCHDOWNS:	1 10 times
MOST TOUCHDOWN RECEPTIONS:	3 by Haywood Jeffires at Cincinnati

## OPPONENTS

LONGEST RUN FROM SCRIMMAGE:	67 yards by Gaston Green, at Denver
LONGEST PASS COMPLETION:	77 yards from Erik Kramer to Herman Moore, at Detroit
LONGEST PUNT RETURN:	25 yards by Arthur Marshall, at Denver
LONGEST KICKOFF RETURN:	46 yards by Milt Stegall, at Cincinnati
LONGEST INTERCEPTION RETURN:	57 yards by Rod Woodson, Pittsburgh
LONGEST PUNT:	64 yards by Rohn Stark, at Indianapolis
LONGEST FIELD GOAL:	52 yards by Nick Lowery, Kansas City; Pete Stoyanovich, at Miami
MOST RUSHING ATTEMPTS:	31 by Barry Foster, at Pittsburgh (118 yards)
MOST YARDS RUSHING:	118 by Barry Foster, at Pittsburgh (31 attempts)
MOST PASSES ATTEMPTED:	40 by Dan Marino, at Miami (19 completions)
MOST PASSES COMPLETED:	22 by Stan Humphries, San Diego (38 attempts)
MOST YARDS PASSING:	237 by Dan Marino, at Miami (19 of 40)
MOST PASSES CAUGHT:	7 by Jeff Graham, Pittsburgh (89 yards); Brian Brennan, at Cincinnati (69 yards); Harold Green, Cincinnati (35 yards)
MOST YARDS ON RECEPTIONS:	94 by Anthony Morgan, Chicago (3 catches)
MOST TOUCHDOWN PASSES:	2 by Neil O'Donnell, Pittsburgh, at Pittsburgh; Boomer Esiason, at Cincinnati; Erik Kramer, at Detroit; Bernie Kosar, at Cleveland
MOST INTERCEPTIONS THROWN:	3 by Stan Humphries, San Diego; Bernie Kosar, at Cleveland
MOST RUSHING TOUCHDOWNS:	1 six times
MOST TOUCHDOWN RECEPTIONS:	2 by Tim McGee, at Cincinnati

# 1992 GAMES PLAYED

**Legend:** Position Abbreviation Indicates Start

P = Played

X = Did Not Play

I = Injured Reserve

N = Not on Roster

TI = Two-Man Inactive

PS = Practice Squad

PU = Physically Unable to Perform

NC = Nickel Back

NAME	GAMES PLAYED/																P1	STARTED
	1	2	3	4	5	6	7	8	9	10	11	12	13	14	15	16		
J. Alm	P	P	P	P	X	X	P	P	DT	P	DT	DT	DT	DT	DT	DT	I	14/7 (0/0)
M. Bailey	PS	PS	PS	PS	PS	PS	X	N	PS	PS	PS	PS	PS	PS	PS	PS	PS	0/0 (0/0)
J. Bowden	P	P	P	P	P	P	P	TI	TI	P	P	P	P	P	P	P	P	14/0 (1/0)
G. Brown	P	P	P	P	P	P	P	P	P	P	P	P	P	P	P	P	P	16/0 (1/0)
R. Brown	N	N	N	PS	PS	PS	PS	PS	PS	PS	PS	PS	PS	PS	PS	PS	PS	0/0 (0/0)
T. Brown	X	P	X	P	P	X	X	P	P	NC	P	P	P	P	P	P	P	12/1 (1/0)
J. Campbell	N	N	N	PS	PS	PS	PS	PS	PS	PS	PS	PS	PS	PS	PS	PS	N	0/0 (0/0)
C. Carlson	X	X	X	P	P	X	X	P	P	P	QB	QB	QB	QB	QB	QB	X	11/6 (0/0)
R. Childress	DT	DT	DT	DT	DT	DT	DT	DT	DT	DT	DT	DT	DT	DT	DT	DT	DT	16/16 (1/1)
P. Coleman	P	P	P	P	P	P	P	X	X	P	P	P	P	P	P	P	TI	14/0 (0/0)
A. Davis	PS	PS	PS	PS	N	N	N	N	N	N	N	N	N	N	N	N	N	0/0 (0/0)
D. Dawson	RG	RG	RG	RG	RG	RG	RG	RG	RG	RG	RG	RG	RG	RG	RG	RG	RG	16/16 (1/1)
A. Del Greco	P	P	P	P	P	P	P	P	P	P	P	P	P	P	P	P	P	16/0 (1/0)
C. Dishman	N	CB	CB	CB	CB	CB	CB	CB	CB	CB	CB	CB	CB	CB	CB	CB	CB	15/15 (1/1)
K. Donnalley	P	P	P	P	P	P	P	P	P	P	P	LT	LT	P	P	P	P	16/2 (1/0)
M. Durnas	P	FS	P	P	P	P	P	P	P	P	P	P	P	P	P	P	P	16/1 (1/0)
C. Duncan	WR	WR	WR	WR	WR	WR	WR	WR	WR	WR	WR	WR	WR	WR	WR	WR	WR	16/16 (1/1)
M. Elkins	N	N	N	N	N	N	N	N	N	N	X	X	X	TI	TI	TI	N	0/0 (0/0)
J. Flannery	P	P	P	P	LG	LG	P	P	P	X	P	P	P	P	P	P	P	15/2 (1/0)
W. Fuller	N	P	LE	LE	LE	LE	LE	LE	LE	LE	LE	LE	LE	LE	LE	LE	LE	15/14 (1/1)
M. Gisler	N	PS	PS	PS	PS	PS	PS	PS	PS	PS	PS	PS	PS	PS	PS	PS	PS	0/0 (0/0)
E. Givins	WR	WR	WR	WR	WR	WR	WR	WR	WR	WR	WR	WR	WR	WR	WR	WR	WR	16/16 (1/1)
R. Graf	P	P	P	LB	P	P	P	P	P	P	P	P	LB	LB	LB	LB	P	16/5 (1/0)
J. Gray	CB	CB	CB	CB	CB	CB	CB	CB	CB	CB	CB	CB	CB	CB	CB	CB	CB	16/16 (1/1)
A. Green	PS	PS	PS	PS	N	N	N	N	N	N	N	N	N	N	N	N	N	0/0 (0/0)
C. Harris	P	P	P	P	P	N	N	N	N	N	N	N	N	N	N	N	N	5/0 (0/0)
L. Harris	WR	WR	WR	WR	WR	WR	P	P	P	P	X	P	P	X	P	P	P	14/7 (1/0)
S. Jackson	P	P	P	P	P	P	P	P	P	P	P	P	P	P	P	NC	NC	16/1 (1/1)
H. Jeffries	WR	WR	WR	WR	WR	WR	WR	WR	WR	WR	WR	WR	WR	WR	WR	WR	WR	16/16 (1/1)
R. Johnson	CB	N	N	N	N	N	N	N	N	N	N	N	N	N	N	N	N	1/1 (0/0)
S. Jones	N	RE	RE	RE	RE	RE	RE	RE	RE	RE	RE	RE	RE	RE	RE	RE	RE	15/15 (1/1)
S. Kozak	P	P	P	P	P	P	P	P	P	P	P	P	P	P	P	P	P	16/0 (1/0)
L. Lathon	LB	LB	LB	LB	LB	LB	LB	LB	LB	LB	I	I	I	I	I	P	11/11 (1/0)	
D. Lewis	P	P	P	P	P	P	P	P	P	P	TI	TI	TI	P	P	P	P	13/0 (1/0)
D. Maggs	LT	LT	LT	LT	LT	LT	LT	LT	LT	LT	P	P	LT	LT	LT	LT	LT	16/14 (1/1)
B. Matthews	C	C	C	C	C	C	C	C	C	C	C	C	C	C	C	C	C	16/16 (1/1)
D. Mays	N	N	N	N	PS	PS	PS	X	X	X	X	X	P	X	X	TI	X	1/0 (0/0)
B. McDowell	SS	SS	SS	SS	SS	SS	SS	SS	SS	SS	SS	SS	SS	SS	SS	SS	SS	16/16 (1/1)
J. Meads	LB	LB	LB	P	N	N	N	N	N	N	N	N	N	N	N	N	N	4/3 (0/0)
Gl. Montgomery	P	P	P	P	P	P	P	P	P	P	P	P	P	P	P	P	P	16/0 (1/0)
Gr. Montgomery	P	P	P	P	P	P	P	P	P	P	P	P	P	P	P	P	P	16/0 (1/0)
W. Moon	QB	QB	QB	QB	QB	QB	QB	QB	QB	QB	TI	TI	TI	TI	TI	P	QB	11/10 (1/1)
M. Mooney	TI	N	N	N	N	N	N	N	N	N	N	N	N	N	N	N	N	0/0 (0/0)
M. Munchak	LG	LG	LG	LG	X	P	LG	LG	LG	LG	LG	LG	LG	LG	LG	LG	LG	15/14 (1/1)
E. Norgard	N	P	P	P	P	P	P	P	P	P	P	P	P	P	P	P	P	15/0 (1/0)
B. Orlando	FS	I	I	I	I	I	I	I	I	I	I	P	P	P	P	P	P	6/1 (1/0)
W. Peguese	DE	N	N	N	N	N	N	N	N	N	N	N	N	N	N	N	N	1/1 (0/0)
C. Pharms	PS	PS	PS	N	N	N	N	N	N	N	N	N	N	N	N	N	N	0/0 (0/0)
B. Richardson	TI	TI	TI	TI	TI	P	P	P	P	P	X	X	P	X	X	P	TI	7/0 (0/0)
E. Robinson	P	P	P	P	LB	LB	LB	LB	LB	P	LB	LB	LB	LB	LB	LB	LB	16/11 (1/1)
T. Roberts	X	TI	TI	TI	TI	TI	X	X	X	TI	P	P	P	P	P	P	P	6/0 (1/0)
M. Robertson	P	P	FS	FS	FS	FS	FS	FS	FS	FS	FS	FS	FS	FS	FS	FS	FS	16/14 (1/1)
E. Scafe	I	I	I	I	I	P	TI	P	P	TI	P	P	P	P	P	P	P	9/0 (1/0)
R. Slack	PU	PU	PU	PU	PU	PU	PU	PU	N	N	N	N	N	N	N	N	N	0/0 (0/0)
W. Slaughter	N	N	N	N	P	P	P	WR	WR	WR	WR	WR	WR	WR	WR	WR	WR	12/9 (1/1)
A. Smith	LB	LB	LB	LB	LB	LB	LB	LB	LB	LB	LB	LB	LB	LB	LB	LB	LB	16/16 (1/1)
D. Smith	DT	DT	DT	DT	DT	TI	TI	TI	TI	DT	I	I	I	I	I	I	RT	6/6 (1/1)
S. Tillman	P	P	P	P	P	P	P	P	P	P	P	P	P	P	P	P	P	16/0 (1/0)
C. Veasey	X	P	P	P	P	X	N	N	N	N	N	N	N	N	N	N	N	4/0 (0/0)
G. Wellman	X	X	X	P	P	P	P	X	X	P	P	P	P	X	X	P	X	9/0 (0/0)
L. White	RB	RB	RB	RB	RB	RB	RB	RB	RB	RB	RB	RB	RB	RB	RB	RB	RB	16/16 (1/1)
D. Williams	RT	RT	RT	RT	RT	RT	RT	RT	RT	RT	RT	RT	RT	RT	RT	RT	RT	16/16 (1/1)
L. Williams	LE	LE	P	P	P	DT	DT	DT	P	P	P	P	P	P	P	P	P	16/5 (1/0)

# 1992 REGULAR SEASON STATISTICS

**WON 10, LOST 6 (\*Overtime)**

## RESULTS

	Home/Away	Attendance
(L) Pittsburgh 29, Houston 24	(H)	63,713
(W) Houston 20, Indianapolis 10	(A)	44,851
(W)* Houston 23, Kansas City 20	(H)	60,955
(W) Houston 27, San Diego 0	(H)	57,491
(W) Houston 38, Cincinnati 24	(A)	54,254
(L) Denver 27, Houston 21	(A)	74,827
(W) Houston 26, Cincinnati 10	(H)	58,701
(L) Pittsburgh 21, Houston 20	(A)	58,074
(L) Cleveland 24, Houston 14	(H)	57,348
(W) Houston 17, Minnesota 13	(A)	56,726
(L) Miami 19, Houston 16	(A)	63,597
(W) Houston 24, Detroit 21	(A)	73,711
(W) Houston 24, Chicago 7	(H)	62,193
(L) Green Bay 16, Houston 14	(H)	57,285
(W) Houston 17, Cleveland 14	(A)	59,898
(W) Houston 27, Buffalo 3	(H)	61,742

## TEAM STATISTICS

	Oilers	Opponent
TOTAL FIRST DOWNS.....	339	254
Rushing.....	101	93
Passing.....	217	139
Penalty.....	21	22
3rd Down: Made/Att.....	72/170	68/194
3rd Down Pct.....	42.4	35.1
4th Down: Made/Att.....	3/9	7/14
4th Down Pct.....	33.3	50.0
POSSESSION AVG.....	31:09	28:51
TOTAL NET YARDS.....	5655	4211
Avg. Per Game.....	353.4	263.2
Total Plays.....	958	907
Avg. Per Play.....	5.9	4.6
NET YARDS RUSHING.....	1626	1634
Avg. Per Game.....	101.6	102.1
Total Rushes.....	353	412
NET YARDS PASSING.....	4029	2577
Avg. Per Game.....	251.8	161.1
Sacked/Yards Lost.....	32/202	50/321
Gross Yards.....	4231	2898
Att./Completions.....	573/373	445/248
Completion Pct.....	65.1	55.7
Had Intercepted.....	23	20
PUNTS/AVERAGE.....	55/45.2	68/43.2
NET PUNTING AVG.....	55/37.3	68/38.6
PENALTIES/YARDS.....	111/824	114/886
FUMBLES/BALL LOST.....	28/12	23/11
TOUCHDOWNS.....	41	28
Rushing.....	10	6
Passing.....	27	20
Returns.....	4	2

## SCORE BY PERIODS

	1	2	3	4	OT	TP
OILERS TOTAL.....	81	75	80	113	3	352
Opp. Total.....	23	96	50	89	0	258

## SCORING

	TDR	TDP	TDRt	PAT	FG	S	TP
Del Greco.....	0	0	0	41/41	21/27	0	104
Givins.....	0	10	0	0/0	0/0	0	60
Jeffries.....	0	9	0	0/0	0/0	0	54
White.....	7	1	0	0/0	0/0	0	48
Slaughter.....	0	4	0	0/0	0/0	0	24
L. Harris.....	0	2	0	0/0	0/0	0	12
G. Brown.....	1	0	0	0/0	0/0	0	6
Carlson.....	1	0	0	0/0	0/0	0	6
Childress.....	0	0	1	0/0	0/0	0	6
Duncan.....	0	1	0	0/0	0/0	0	6
Fuller.....	0	0	1	0/0	0/0	0	6
McDowell.....	0	0	1	0/0	0/0	0	6
Meads.....	0	0	1	0/0	0/0	0	6
Moon.....	1	0	0	0/0	0/0	0	6
OILERS TOTAL.....	10	27	4	41/41	21/27	1	352
Opp. Total.....	6	20	2	27/28	21/26	0	258

<b>RUSHING</b>	<b>No.</b>	<b>Yds.</b>	<b>Avg.</b>	<b>LG</b>	<b>TD</b>
White .....	265	1226	4.6	44	7
Moon .....	27	147	5.4	23	1
G. Brown .....	19	87	4.6	26	1
Carlson .....	27	77	2.9	13	1
Givins .....	7	75	10.7	44	0
Slaughter .....	3	20	6.7	10	0
L. Harris .....	1	8	8.0	8	0
Tillman .....	1	1	1.0	1	0
Richardson .....	1	-1	-1.0	-1	0
Gr. Montgomery .....	2	-14	-7.0	0	0
<b>OILERS TOTAL</b> .....	<b>353</b>	<b>1626</b>	<b>4.6</b>	<b>44</b>	<b>10</b>
Opp. Total .....	412	1634	4.0	67t	6

<b>RECEIVING</b>	<b>No.</b>	<b>Yds.</b>	<b>Avg.</b>	<b>LG</b>	<b>TD</b>
Jeffries .....	90	913	10.1	47	9
Duncan .....	82	954	11.6	72	1
Givins .....	67	787	11.7	41	10
White .....	57	641	11.2	69t	1
Slaughter .....	39	486	12.5	36t	4
L. Harris .....	35	435	12.4	47	2
Coleman .....	2	10	5.0	6	0
G. Brown .....	1	5	5.0	5	0
<b>OILERS TOTAL</b> .....	<b>373</b>	<b>4231</b>	<b>11.3</b>	<b>72</b>	<b>27</b>
Opp. Total .....	248	2898	11.7	77t	20

<b>INTERCEPTIONS</b>	<b>No.</b>	<b>Yds.</b>	<b>Avg.</b>	<b>LG</b>	<b>TD</b>
Gray .....	6	24	4.0	22	0
McDowell .....	3	52	17.3	26t	1
Dishman .....	3	34	11.3	17	0
Jackson .....	3	18	6.0	18	0
Robertson .....	1	27	27.0	27	0
A. Smith .....	1	26	26.0	26	0
Dumas .....	1	0	0.0	0	0
Graf .....	1	0	0.0	0	0
Jones .....	1	0	0.0	0	0
<b>OILERS TOTAL</b> .....	<b>20</b>	<b>181</b>	<b>9.1</b>	<b>27</b>	<b>1</b>
Opp. Total .....	23	367	16.0	57	0

<b>PUNTING</b>	<b>No.</b>	<b>Yds.</b>	<b>Avg.</b>	<b>Net</b>	<b>TB</b>	<b>In 20</b>	<b>LG</b>	<b>Blk.</b>
Gr. Montgomery .....	53	2487	46.9	37.3	9	14	66	2
<b>OILERS TOTAL</b> .....	<b>55</b>	<b>2487</b>	<b>45.2</b>	<b>37.3</b>	<b>9</b>	<b>14</b>	<b>66</b>	<b>2</b>
Opp. Total .....	68	2939	43.2	38.6	6	23	65	1

<b>PUNT RETURNS</b>	<b>No.</b>	<b>FC</b>	<b>Yds.</b>	<b>Avg.</b>	<b>LG</b>	<b>TD</b>
Slaughter .....	20	8	142	7.1	20	0
Coleman .....	7	4	35	5.0	19	0
C. Harris .....	6	0	17	2.8	13	0
<b>OILERS TOTAL</b> .....	<b>33</b>	<b>12</b>	<b>194</b>	<b>5.9</b>	<b>20</b>	<b>0</b>
Opp. Total .....	31	2	255	8.2	25	0

<b>KICKOFF RETURNS</b>	<b>No.</b>	<b>Yds.</b>	<b>Avg.</b>	<b>LG</b>	<b>TD</b>
Coleman .....	14	290	20.7	28	0
C. Harris .....	10	206	20.6	42	0
Tillman .....	10	157	15.7	33	0
Lewis .....	8	171	21.4	26	0
Slaughter .....	1	21	21.0	21	0
G. Brown .....	1	15	15.0	15	0
Gl. Montgomery .....	1	13	13.0	13	0
Flannery .....	1	12	12.0	12	0
<b>OILERS TOTAL</b> .....	<b>46</b>	<b>885</b>	<b>19.2</b>	<b>42</b>	<b>0</b>
Opp. Total .....	63	989	15.7	35	0

<b>FIELD GOALS</b>	<b>1-19</b>	<b>20-29</b>	<b>30-39</b>	<b>40-49</b>	<b>50+</b>	<b>Total</b>
Del Greco .....	3/3	8/9	5/6	4/8	1/1	21/27
<b>OILERS TOTAL</b> .....	<b>3/3</b>	<b>8/9</b>	<b>5/6</b>	<b>4/8</b>	<b>1/1</b>	<b>21/27</b>
Opp. Total .....	0/0	6/7	7/8	5/7	3/4	21/26

<b>PASSING</b>	<b>Att.</b>	<b>Comp.</b>	<b>Yds.</b>	<b>Pct.</b>	<b>Avg/Att.</b>	<b>TD</b>
Moon .....	346	224	2521	64.7	7.29	18
Carlson .....	227	149	1710	65.6	7.53	9
Richardson .....	0	0	0	0.0	0.0	0
<b>OILERS TOTAL</b> .....	<b>573</b>	<b>373</b>	<b>4231</b>	<b>65.1</b>	<b>7.38</b>	<b>27</b>
Opp. Total .....	445	248	2898	55.7	6.51	20

<b>PASSING</b>	<b>Pct. TD</b>	<b>Int.</b>	<b>Pct./Int.</b>	<b>LG</b>	<b>Sacks/Lost</b>	<b>Rating</b>
Moon .....	5.2	12	3.5	72	16/105	89.3
Carlson .....	4.0	11	4.8	65	15/90	81.2
Richardson .....	0.0	0	0.0	0	1/7	-1.0
<b>OILERS TOTAL</b> .....	<b>4.7</b>	<b>23</b>	<b>4.0</b>	<b>72</b>	<b>32/202</b>	<b>86.1</b>
Opp. Total .....	4.5	20	4.5	77t	50/321	71.9

# DEFENSIVE STATISTICS

COMPILED FROM PRESS BOX STATS

(Figures in parenthesis indicate additional special teams, interception, and fumble return tackles)

	TACKLES	ASSISTS	TOTAL TACKLES
A. Smith	68 (2)	52 (0)	120 (2)
Childress	64	26	90
J. Gray	56 (2)	15 (0)	71 (2)
McDowell	56 (1)	15 (1)	71 (2)
Robertson	39 (5)	32 (3)	71 (8)
Lathon	40	14	54
Robinson	33 (6)	21 (4)	54 (10)
Jones	34	19	53
Fuller	42	10	52
Dishman	27	13	40
Alm	24	11	35
L. Williams	24	11	35
Jackson	22 (5)	11 (3)	33 (8)
Lewis	21 (9)	6 (2)	27 (11)
Graf	13	9	22
Dumas	13 (10)	6 (3)	19 (13)
D. Smith	11	4	15
Peguese	2	6	8
Meads	2	5	7
Gl. Montgomery	5	1	6
Seale	5 (7)	0 (4)	5 (11)
T. Brown	4 (2)	1 (2)	5 (4)
Orlando	2 (1)	3 (0)	5 (1)
R. Johnson	2	3	5
Roberts	1	0	1
Veasey	1	0	1
Kozak	(9)	(6)	(15)
Tillman	(10)	(2)	(12)
Bowden	(4)	(5)	(9)
G. Brown	(7)	(0)	(7)
Matthews	(4)	(0)	(4)
L. Harris	(3)	(0)	(3)
Moon	(2)	(0)	(2)
Givins	(2)	(0)	(2)
Munchak	(2)	(0)	(2)
C. Harris	(2)	(0)	(2)
Jeffires	(1)	(0)	(1)
Del Greco	(1)	(0)	(1)
White	(1)	(0)	(1)
Carlson	(1)	(0)	(1)
D. Williams	(1)	(0)	(1)

## QUARTERBACK SACKS

Childress 13.0, L. Williams 11.0, Jones 8.5, Fuller 8, Lathon 1.5, McDowell 1.5, Alm 1.0, Graf 1.0, Jackson 1.0, Lewis 1.0, Robinson 1.0, A. Smith 1.0, Gl. Montgomery 0.5

## FUMBLES RECOVERED

Childress 2, Gray 2, Gl. Montgomery 2, Dawson 1, Dumas 1, Fuller 1, McDowell 1, Meads 1, D. Smith 1

## FUMBLES FORCED

Childress 3, McDowell 3, Alm 2, Gray 2, Jones 2, Lathon 2, Dishman 1, Fuller 1

## PASSES DEFENSED

Gray 22, Dishman 21, McDowell 12, Jackson 7, Robertson 6, Childress 3, Dumas 3, Jones 3, Lewis 3, D. Smith 3, Fuller 2, Orlando 2, Robinson 2, A. Smith 2, Alm 1, T. Brown 1, Graf 1, Lathon 1, L. Williams 1

# 1992 PLAYOFF STATISTICS

**WON 0, LOST 1 (\*Overtime)**

## RESULTS

(L)\* Buffalo 41, Houston 38

**Home/Away**  
(A)

**Attendance**  
75,141

## TEAM STATISTICS

	Oilers	Opponent
TOTAL FIRST DOWNS.....	27	19
Rushing.....	6	5
Passing.....	18	13
Penalty.....	3	1
3rd Down: Made/Att.....	6/14	8/15
3rd Down Pct.....	42.9	53.3
4th Down: Made/Att.....	2/3	2/3
4th Down Pct.....	66.7	66.7
POSSESSION AVG.....	37:39	25:27
TOTAL NET YARDS.....	429	366
Avg. Per Game.....	429.0	366.0
Total Plays.....	76	63
Avg. Per Play.....	5.6	5.8
NET YARDS RUSHING.....	82	98
Avg. Per Game.....	82.0	98.0
Total Rushes.....	22	26
NET YARDS PASSING.....	347	268
Avg. Per Game.....	347.0	268.0
Sacked/Yards Lost.....	4/24	3/21
Gross Yards.....	371	289
Att./Completions.....	50/36	34/21
Completion Pct.....	72.0	61.8
Had Intercepted.....	2	1
PUNTS/AVERAGE.....	2/24.5	2/35.0
NET PUNTING AVG.....	2/24.5	2/31.5
PENALTIES/YARDS.....	4/30	4/30
FUMBLES/BALL LOST.....	2/0	0/0
TOUCHDOWNS.....	5	5
Rushing.....	0	1
Passing.....	4	4
Returns.....	1	0

## SCORE BY PERIODS

	1	2	3	4	OT	TP
OILERS TOTAL.....	7	21	7	3	0	38
Opp. Total.....	3	0	28	7	3	41

## SCORING

	TDR	TDP	TDRt	PAT	FG	S	TP
J. Tires.....	0	2	0	0/0	0/0	0	12
G. J. Greco.....	0	0	0	5/5	1/1	0	8
Duncan.....	0	1	0	0/0	0/0	0	6
McDowell.....	0	0	1	0/0	0/0	0	6
Slaughter.....	0	1	0	0/0	0/0	0	6
OILERS TOTAL.....	0	4	1	5/5	1/1	0	38
Opp. Total.....	1	4	0	5/5	2/2	0	41

## RUSHING

	No.	Yds.	Avg.	LG	TD
White.....	19	75	3.9	14	0
Moon.....	2	7	3.5	5	0
Gr. Montgomery.....	1	0	0.0	0	0
OILERS TOTAL.....	22	82	3.7	14	0
Opp. Total.....	26	98	3.8	35	1

## RECEIVING

	No.	Yds.	Avg.	LG	TD
Givins.....	9	117	13.0	27	0
Jeffries.....	8	98	12.3	32	2
Slaughter.....	8	73	9.1	18	1
Duncan.....	8	57	7.1	26t	1
L. Harris.....	2	15	7.5	9	0
White.....	1	11	11.0	11	0
OILERS TOTAL.....	36	371	10.3	32	4
Opp. Total.....	21	289	13.8	38t	4

## INTERCEPTIONS

	No.	Yds.	Avg.	LG	TD
McDowell.....	1	58	58.0	58t	1
OILERS TOTAL.....	1	58	58.0	58t	1
Opp. Total.....	2	17	8.5	15	0

## PUNTING

	No.	Yds.	Avg.	Net	TB	In 20	LG	Blk.
Gr. Montgomery.....	2	49	24.5	24.5	0	0	25	0
OILERS TOTAL.....	2	49	24.5	24.5	0	0	25	0
Opp. Total.....	2	70	35.0	31.5	0	1	35	0

<b>PUNT RETURNS</b>		No.	FC	Yds.	Avg.	LG	TD
Slaughter.....	1	1	7	7.0	7	0	
OILERS TOTAL.....	1	1	7	7.0	7	0	
Opp. Total.....	0	0	0	0.0	0	0	

<b>KICKOFF RETURNS</b>		No.	Yds.	Avg.	LG	TD
Tillman.....	1	15	15.0	15	0	
Lewis.....	1	7	7.0	7	0	
Flannery.....	1	5	5.0	5	0	
T. Brown.....	1	0	0.0	0	0	
OILERS TOTAL.....	4	27	6.8	15	0	
Opp. Total.....	5	55	11.0	33	0	

<b>FIELD GOALS</b>		1-19	20-29	30-39	40-49	50+	Total
Del Greco.....	0/0	1/1	0/0	0/0	0/0	1/1	
OILERS TOTAL.....	0/0	1/1	0/0	0/0	0/0	1/1	
Opp. Total.....	0/0	0/0	2/2	0/0	0/0	2/2	

<b>PASSING</b>	Att.	Comp.	Yds.	Pct.	Avg/ Att.	TD
Moon.....	50	36	371	72.0	7.42	4
OILERS TOTAL.....	50	36	371	72.0	7.42	4
Opp. Total.....	34	21	289	61.8	8.50	4

<b>PASSING</b>	Pct. TD	Int.	Pct./ Int.	LG	Sacks/ Lost	Rating
Moon.....	8.0	2	4.0	32	4/24	103.0
OILERS TOTAL.....	8.0	2	4.0	32	4/24	103.0
Opp. Total.....	11.8	1	2.9	38t	3/21	115.9

## DEFENSIVE STATISTICS

COMPILED FROM PRESS BOX STATS

(Figures in parenthesis indicate additional special teams, interception, and fumble return tackles)

	TACKLES	ASSISTS	TOTAL TACKLES
A. Smith	4	3	7
Jones	6	0	6
Fuller	5	1	6
Robertson	4 (1)	2 (0)	6 (1)
J. Gray	4	1	5
Jackson	4	0	4
D. Smith	3	1	4
Dishman	3	0	3
McDowell	2	1	3
Robinson	1	2	3
Childress	1	1	2
Lathon	0	2	2
T. Brown	(1)	(0)	(1)
Orlando	(1)	(0)	(1)
Seale	(1)	(0)	(1)
Kozak	(1)	(0)	(1)
Dawson	(1)	(0)	(1)
Jeffires	(1)	(0)	(1)

### QUARTERBACK SACKS

Fuller 2, Jones 1

### FUMBLES RECOVERED

Del Greco 1, White 1

### FUMBLES FORCED

None

### PASSES DEFENSED

Jackson 2, McDowell 1, A. Smith 1

# 1992 GAME-BY-GAME OFFENSIVE STATISTICS

	FIRST DOWNS	BY RUSH	BY PENALTY	3RD DOWN CONVERSIONS	3RD DOWN ATTEMPTS	4TH DOWN CONVERSIONS	4TH DOWN ATTEMPTS	NET YARDS	AVERAGE PLAYS	YARDS RUSHING	RUSHING ATTEMPTS	AVERAGE GAIN/RUSH	NET YARDS PASSING	QB SACKS	YARDS LOST	GROSS YARDS PASSING	PASSES ATTEMPTED	PASSES COMPLETED	INTERCEPTIONS	NO. PENALTIES	YARDS PENALIZED	FUMBLE LOST	PUNTS-AVERAGE	TURNOVERS	POINTS SCORED	TD PASSING	TD RETURNS	FIELD GOALS MADE	TIME OF POSSESSION						
9/6	Pittsburgh	23	4	18	1	3	8	0	1	434	59	7.4	104	14	7.4	330	0	0	330	45	29	64.4	5	7	61	0-0	48.5	5	24	0	2	1	1	1	27:19
9/13	@ Indianapolis	23	4	18	1	4	9	0	0	419	62	6.8	69	21	3.3	350	2	11	361	39	29	74.4	0	11	85	3-0	52.0	0	20	0	2	0	2	3	34:10
9/20	Kansas City	18	2	16	0	1	6	0	0	342	48	7.1	77	18	4.3	265	2	14	279	28	19	67.9	2	4	35	2-1	55.5	3	23	0	2	0	3	3	27:23
9/27	San Diego	21	8	11	2	6	11	0	0	303	59	5.1	106	24	4.4	197	0	0	197	35	20	57.1	1	5	29	0-0	45.3	1	27	2	1	0	2	2	29:00
10/11	@ Cincinnati	28	13	14	1	5	7	0	0	418	66	6.3	202	34	5.9	216	-0	-0	216	32	21	65.6	2	9	70	1-1	29.0	3	38	0	5	0	1	1	36:52
10/18	@ Denver	21	5	16	0	6	13	1	1	407	62	6.6	109	19	5.7	298	4	23	321	39	23	59.0	1	13	77	2-0	33.2	1	21	1	2	0	0	1	32:59
10/25	Cincinnati	26	8	14	4	8	13	1	1	425	66	6.4	93	24	3.9	332	2	10	342	40	27	67.5	1	6	45	0-0	41.5	1	26	1	2	0	1	2	36:02
11/1	@ Pittsburgh	21	4	14	3	5	12	0	0	283	59	4.8	55	15	3.7	228	2	13	241	42	28	66.7	0	5	29	2-2	44.7	2	20	0	1	1	2	3	28:35
11/8	Cleveland	13	6	7	0	1	10	0	1	273	54	5.1	92	18	5.1	181	0	0	181	36	21	58.3	1	7	44	2-1	51.6	2	14	0	2	0	0	0	27:59
11/15	@ Minnesota	27	12	14	1	7	12	0	0	342	70	4.9	127	25	5.1	215	5	41	256	40	30	75.0	1	5	35	5-3	48.8	4	17	1	1	0	1	1	36:54
11/22	@ Miami	16	4	12	0	6	15	0	0	297	61	4.9	96	23	4.2	201	3	27	228	35	22	62.9	2	5	25	4-1	25.0	3	16	0	1	0	3	4	34:26
11/26	@ Detroit	21	4	15	2	1	9	0	1	383	54	7.1	51	19	2.7	332	2	6	338	33	24	72.7	2	11	84	0-0	48.5	2	24	1	1	1	1	2	30:53
12/7	Chicago	21	10	9	2	5	12	0	1	339	58	5.8	175	29	6.0	164	2	14	178	27	18	66.7	0	3	63	3-0	41.4	0	24	1	1	1	1	1	32:23
12/13	Green Bay	21	6	15	0	4	9	1	1	387	55	7.0	59	18	3.3	328	1	2	330	36	25	69.4	2	8	52	2-2	47.7	4	14	2	0	0	0	0	26:07
12/20	@ Cleveland	21	6	12	3	3	9	0	1	318	62	5.1	104	23	4.5	214	5	34	248	34	19	55.9	2	6	40	2-1	44.0	3	17	0	2	0	1	1	27:43
12/27	Buffalo	17	5	11	1	7	15	0	1	285	63	4.5	107	29	3.7	178	2	7	185	32	18	56.3	1	5	35	0-0	59.2	1	27	1	2	0	2	2	30:35
1/3	@ Buffalo	27	6	18	3	6	14	2	3	429	76	5.6	82	22	3.7	347	4	24	371	50	36	72.0	2	4	30	2-0	24.5	2	38	0	4	1	1	1	37:39



# 1992 GAME-BY-GAME DEFENSIVE STATISTICS

	FIRST DOWNS	BY RUSH	BY PASS	BY PENALTY	3RD DOWN CONVERSIONS	3RD DOWN ATTEMPTS	3RD DOWN CONVERSIONS	4TH DOWN CONVERSIONS	4TH DOWN ATTEMPTS	NET YARDS	OFFENSIVE PLAYS	YARDS RUSHING	RUSHING ATTEMPTS	AVERAGE GAIN/PLAY	YARDS RUSHING	NET YARDS PASSING	QB SACKS	YARDS PASSING	GROSS YARDS PASSING	PASSES ATTEMPTED	PASSES COMPLETED	PERCENTAGE	INTERCEPTIONS	NO. PENALTIES	YARDS PENALIZED	FUMBLE-LOST	FUMBLE-PENALIZED	YARDS PENALIZED	YARDS-LOST	TURNOVERS	POINTS SCORED	TD RUSHING	TD PASSING	TD RETURNS	FIELD GOALS MADE	TIME OF POSSESSION
9/6	20	7	11	2	2	11	1	2	381	61	6.2	136	34	4.0	245	3	22	267	24	15	62.5	0	7	69	2-2	51.0	2	29	1	2	0	3	3	32:41		
9/13	14	4	8	2	4	11	1	1	162	49	3.3	56	21	2.7	106	3	22	128	25	14	56.0	1	3	14	1-0	58.3	1	10	0	1	0	1	1	25:50		
9/20	21	11	9	1	5	14	1	1	345	70	4.9	187	36	5.2	158	4	19	177	30	17	56.7	0	5	38	2-1	46.0	1	20	1	1	0	2	3	34:32		
9/27	15	3	10	2	6	15	0	3	262	62	4.2	52	23	2.3	210	1	9	219	38	22	57.9	3	5	47	0-0	30.2	3	0	0	0	0	0	0	31:00		
10/11	15	3	9	3	3	13	3	3	274	55	5.0	69	16	4.3	205	2	14	219	37	20	54.1	2	9	79	3-0	39.8	2	24	0	3	0	1	2	23:08		
10/18	14	7	7	0	2	10	0	0	322	47	6.9	170	22	7.7	152	4	40	192	21	13	61.9	0	8	50	0-0	38.8	0	27	2	1	0	2	2	27:01		
10/25	11	5	6	0	2	9	0	0	201	42	4.8	88	20	4.4	113	3	26	139	19	13	66.4	1	12	75	3-0	42.8	1	10	0	1	0	1	1	23:58		
11/1	20	10	10	0	7	12	0	0	300	60	5.0	119	35	3.4	181	3	20	201	22	14	63.6	1	9	101	2-2	41.8	3	21	1	2	0	0	0	31:25		
11/8	17	6	11	0	4	12	0	0	291	59	4.9	86	30	2.9	205	2	14	219	27	17	63.0	0	6	35	2-1	37.6	1	24	0	2	1	1	2	32:01		
11/15	10	3	5	2	2	13	0	0	174	52	3.3	74	22	3.4	100	2	11	111	28	9	32.1	0	6	60	2-1	49.5	1	13	0	0	1	2	2	23:06		
11/22	19	5	12	2	5	13	0	0	293	61	4.8	72	17	4.2	221	4	16	237	40	19	47.5	1	6	46	3-1	49.8	2	19	0	1	0	4	4	25:34		
11/26	14	4	6	4	5	11	1	1	214	50	4.3	73	25	2.9	141	4	22	163	21	12	57.1	2	10	79	1-1	42.0	3	21	1	2	0	0	0	29:07		
12/7	14	5	7	2	4	10	0	2	257	54	4.8	99	24	4.1	158	5	27	185	25	11	44.0	2	9	58	1-1	40.3	3	7	0	1	0	0	0	27:37		
12/13	16	4	10	2	5	13	0	0	215	57	3.8	61	24	2.5	154	3	1	155	30	19	63.3	1	2	10	0-0	47.5	1	16	0	1	0	3	3	33:53		
12/20	19	8	10	1	7	12	0	0	285	59	4.8	145	33	4.4	140	0	0	140	26	17	65.4	3	8	66	0-0	36.6	3	14	0	2	0	0	1	32:17		
12/27	17	8	9	0	5	15	0	1	237	69	3.4	147	30	4.9	90	7	56	146	32	16	50.0	3	9	54	1-1	48.0	4	3	0	0	0	1	2	29:25		
1/3	19	5	13	1	8	15	2	3	366	63	5.8	98	26	3.8	268	3	21	289	34	21	61.8	1	4	30	0-0	35.0	1	41	1	4	0	2	2	25:27		

# 1992 RUSHING STATISTICS

## 1992 INDIVIDUAL RUSHING STATISTICS (ATTEMPTS-YARDS-LONGEST-TOUCHDOWNS)

Date	Opponent	White	Moon	G. Brown	Carlson	Givins	Slaughter	L. Harris	Tillman	Richardson	Gr. Montgomery
9/6	Pittsburgh	13-100-44-0	0-0-0-0	0-0-0-0		1-4-4-0		0-0-0-0	0-0-0-0		0-0-0-0
9/13	@ Indianapolis	17-69-9-0	3-(-1)-0-0	1-1-1-0		0-0-0-0		0-0-0-0	0-0-0-0		0-0-0-0
9/20	Kansas City	17-72-16-0	0-0-0-0	0-0-0-0		1-5-5-0		0-0-0-0	0-0-0-0		0-0-0-0
9/27	San Diego	15-63-13-1	2-11-6-1	6-31-9-0	0-0-0-0	0-0-0-0		0-0-0-0	1-1-1-0		0-0-0-0
10/11	@ Cincinnati	25-149-12-0	2-20-15-0	4-34-26-0	3-(-1)-1-0	0-0-0-0	0-0-0-0	0-0-0-0	0-0-0-0		0-0-0-0
10/18	@ Denver	15-70-15-1	4-39-23-0	0-0-0-0		0-0-0-0	0-0-0-0	0-0-0-0	0-0-0-0	0-0-0-0	0-0-0-0
10/25	Cincinnati	17-59-9-1	5-15-15-0	0-0-0-0		2-19-15-0	0-0-0-0	0-0-0-0	0-0-0-0	0-0-0-0	0-0-0-0
11/1	@ Pittsburgh	12-44-15-0	2-11-9-0	0-0-0-0	1-0-0-0	0-0-0-0	0-0-0-0	0-0-0-0	0-0-0-0	0-0-0-0	0-0-0-0
11/8	Cleveland	14-76-16-0	2-6-4-0	0-0-0-0	1-8-8-0	1-2-2-0	0-0-0-0	0-0-0-0	0-0-0-0	0-0-0-0	0-0-0-0
11/15	@ Minnesota	18-81-13-1	7-46-14-0	0-0-0-0	0-0-0-0	0-0-0-0	0-0-0-0	0-0-0-0	0-0-0-0	0-0-0-0	0-0-0-0
11/22	@ Miami	18-69-16-0		0-0-0-0	3-18-10-0	1-1-1-0	0-0-0-0	1-8-8-0	0-0-0-0		0-0-0-0
11/26	@ Detroit	15-68-11-1		0-0-0-0	3-(-3)-(-1)-0	0-0-0-0	0-0-0-0		0-0-0-0		1-(-14)-(-14)-0
12/7	Chicago	21-116-21-1		0-0-0-0	4-6-2-0	1-44-44-0	1-10-10-0	0-0-0-0	0-0-0-0	1-(-1)-(-1)-0	1-0-0-0
12/13	Green Bay	15-54-10-1		0-0-0-0	3-5-4-1	0-0-0-0	0-0-0-0	0-0-0-0	0-0-0-0		0-0-0-0
12/20	@ Cleveland	16-70-13-0		0-0-0-0	6-26-13-0	0-0-0-0	1-8-8-0		0-0-0-0		0-0-0-0
12/27	Buffalo	17-66-12-0	0-0-0-0	8-21-5-1	3-18-8-0	0-0-0-0	1-2-2-0	0-0-0-0	0-0-0-0	0-0-0-0	0-0-0-0
1/3	@ Buffalo	19-75-14-0	2-7-5-0	0-0-0-0		0-0-0-0	0-0-0-0	0-0-0-0	0-0-0-0		1-0-0-0

# 1992 RECEIVING STATISTICS

## 1992 INDIVIDUAL RECEIVING STATISTICS (NUMBER-YARDS-LONGEST-TOUCHDOWNS)

Date	Opponent	Jeffires	Duncan	Givins	White	Slaughter	L. Harris	Coleman	G. Brown
9/6	Pittsburgh	7-117-47-0	8-98-17-0	4-42-19-2	3-24-16-0		7-49-13-0	0-0-0-0	0-0-0-0
9/13	@ Indianapolis	6-59-16-1	8-94-19-0	5-44-21-0	4-106-69t-1		6-58-27-0	0-0-0-0	0-0-0-0
9/20	Kansas City	6-84-31-0	5-64-17-0	2-34-21-1	2-39-21-0		4-58-22-1	0-0-0-0	0-0-0-0
9/27	San Diego	10-77-25-1	4-51-33-0	2-23-17-0	1-18-18-0		2-24-13-0	1-4-4-0	0-0-0-0
10/11	@ Cincinnati	9-82-14-3	2-40-27-0	5-45-15-2	1-4-4-0	0-0-0-0	3-39-27-0	1-6-6-0	0-0-0-0
10/18	@ Denver	7-83-23-1	5-133-72-0	8-79-15-1	1-1-1-0	1-22-22-0	1-3-3-0	0-0-0-0	0-0-0-0
10/25	Cincinnati	4-20-9-0	9-84-15-0	8-100-30-1	0-0-0-0	4-68-36-1	2-70-47-0	0-0-0-0	0-0-0-0
11/1	@ Pittsburgh	9-68-16-0	3-23-9-0	5-47-15-0	6-32-10-0	5-71-17-1	0-0-0-0		0-0-0-0
11/8	Cleveland	1-5-5-0	5-45-24-0	4-50-20-1	3-17-10-0	5-31-12t-1	2-28-22-0		1-5-5-0
11/15	@ Minnesota	6-49-13-0	4-24-11-0	8-91-18-1	9-58-10-0	0-0-0-0	3-34-19-0	0-0-0-0	0-0-0-0
11/22	@ Miami	5-42-14-1	5-39-11-0	2-16-11-0	5-64-24-0	1-8-8-0	4-59-44-0	0-0-0-0	0-0-0-0
11/26	@ Detroit	4-54-37-1	3-31-16-0	4-100-41-0	6-69-19-0	7-84-26-0		0-0-0-0	0-0-0-0
12/7	Chicago	3-59-45-0	8-64-19-0	1-12-12-0	2-4-3-0	4-39-16-1	0-0-0-0	0-0-0-0	0-0-0-0
12/13	Green Bay	5-48-20-0	6-100-36-0	3-30-16-0	6-78-24-0	5-74-24-0	0-0-0-0	0-0-0-0	0-0-0-0
12/20	@ Cleveland	2-20-12-0	4-41-21-1	4-38-15-1	6-105-65-0	3-44-19-0		0-0-0-0	0-0-0-0
12/27	Buffalo	6-46-17t-1	3-23-14-0	2-36-22-0	2-22-13-0	4-45-21-0	1-13-13t-1	0-0-0-0	0-0-0-0
1/3	@ Buffalo	8-98-32-2	8-57-26-1	9-117-27-0	1-11-11-0	8-73-18-1	2-15-9-0		0-0-0-0

# 1992 PASSING STATISTICS

## 1992 INDIVIDUAL PASSING STATISTICS (ATTEMPTS-COMPLETIONS-YARDS GAINED-PERCENTAGE-TOUCHDOWNS-INTERCEPTIONS-LONGEST-SACKS-YARDS LOST)

Date	Opponent	Moon	Carlson
9/6	Pittsburgh	45-29-330-64.4-2-5-47-0-0	
9/13	@ Indianapolis	39-29-361-74.4-2-0-69t-2-11	
9/20	Kansas City	28-19-279-67.9-2-2-31-2-14	
9/27	San Diego	28-17-175-60.7-1-0-33-0-0	7-3-22-42.9-0-1-13-0-0
10/11	@ Cincinnati	32-21-216-65.6-5-2-27-0-0	0-0-0-0.0-0-0-0-0
10/18	@ Denver	39-23-321-59.0-2-1-72-4-23	
10/25	Cincinnati	40-27-342-67.5-2-1-47-2-10	
11/1	@ Pittsburgh	19-13-104-68.4-0-0-17-1-6	23-15-137-65.2-1-0-16-1-7
11/8	Cleveland	25-12-70-48.0-0-0-20-0-0	11-9-111-81.8-2-1-24-0-0
11/15	@ Minnesota	38-28-243-73.7-1-1-19-5-41	2-2-13-100.0-0-0-8-0-0
11/22	@ Miami		35-22-228-62.9-1-2-44-3-27
11/26	@ Detroit		33-24-338-72.7-1-2-41-2-6
12/7	Chicago		27-18-178-66.7-1-0-45-2-14
12/13	Green Bay		36-25-330-69.4-0-2-36-1-2
12/20	@ Cleveland		34-19-250-55.9-2-2-65-5-34
12/27	Buffalo	13-6-80-46.2-1-0-21-0-0	19-12-105-63.2-1-1-22-1-0
1/3	@ Buffalo	50-36-371-72.0-4-2-32-4-24	

# 1992 TACKLES STATISTICS

(Top 15 Only)

## 1992 INDIVIDUAL TACKLE STATISTICS (SOLOS-ASSISTS-TOTAL)

Date	Opponent	A. Smith	Childress	McDowell	J. Gray	Robertson	Lathon	Robinson	Jones	Fuller	Dishman	L. Williams	Alm	Jackson	Lewis	Graf
9/6	Pittsburgh	3-4-7	6-1-7	2-3-5	2-3-5	1-0-1	7-0-7	0-0-0				1-2-3	1-0-1	0-0-0	2-0-2	0-0-0
9/13	@ Indianapolis	6-0-6	6-1-7	2-0-2	2-0-2	1-0-1	4-0-4	0-0-0	2-0-2	0-0-0	1-0-1	1-0-1	0-0-0	2-0-2	3-0-3	0-0-0
9/20	Kansas City	6-3-9	6-5-11	3-2-5	8-3-11	5-5-10	3-4-7	1-0-1	0-5-5	4-0-4	2-3-5	1-1-2	2-1-3	0-0-0	1-5-6	1-1-2
9/27	San Diego	6-7-13	1-2-3	2-1-3	5-0-5	4-4-8	4-2-6	0-0-0	2-2-4	1-2-3	1-3-4	1-2-3	0-0-0	0-0-0	4-1-5	1-2-3
10/11	@ Cincinnati	3-1-4	4-0-4	3-0-3	6-0-6	0-0-0	2-1-3	1-0-1	2-0-2	0-0-0	2-0-2	2-1-3		2-1-3	4-0-4	0-0-0
10/18	@ Denver	2-2-4	2-1-3	4-1-5	4-0-4	2-0-2	3-0-3	1-2-3	2-1-3	5-0-5	1-0-1	4-0-4		1-1-2	1-0-1	0-0-0
10/25	Cincinnati	6-4-10	3-3-6	3-1-4	2-0-2	3-1-4	3-2-5	2-1-3	2-3-5	4-1-5	1-1-2	0-0-0	2-1-3	0-0-0	2-0-2	0-0-0
11/1	@ Pittsburgh	3-3-6	6-1-7	4-1-5	5-0-5	5-3-8	3-1-4	1-3-4	2-3-5	1-0-1	1-2-3	0-1-1	6-2-8	0-0-0	2-0-2	2-0-2
11/8	Cleveland	2-5-7	6-2-8	7-0-7	4-2-6	1-3-4	4-3-7	2-1-3	4-0-4	6-2-8	2-1-3	0-0-0	3-3-6	0-1-1	2-0-2	0-0-0
11/15	@ Minnesota	4-2-6	2-1-3	4-0-4	2-1-3	0-2-2	5-1-6	1-2-3	3-1-4	3-0-3	1-0-1	1-0-1	2-0-2	0-0-0	0-0-0	0-0-0
11/22	@ Miami	4-1-5	4-0-4	3-1-4	3-0-3	2-1-3	2-0-2	3-0-3	2-1-3	1-0-1	1-0-1	3-1-4	0-0-0	4-0-4		1-0-1
11/26	@ Detroit	1-6-7	4-3-7	3-0-3	0-1-1	2-1-3		3-3-6	5-0-5	2-2-4	1-1-2	0-0-0	0-1-1	3-4-7		1-0-1
12/7	Chicago	7-6-13	2-1-3	2-0-2	0-2-2	2-4-6		4-0-4	2-0-2	3-1-4	4-0-4	1-1-2	3-1-4	1-0-1		3-2-5
12/13	Green Bay	4-4-8	3-3-6	5-2-7	5-2-7	1-2-3		6-4-10	1-2-3	5-1-6	3-0-3	2-1-3	3-1-4	2-1-3	0-0-0	1-3-4
12/20	@ Cleveland	6-2-8	3-0-3	5-1-6	5-1-6	5-1-6		4-1-5	3-0-3	6-0-6	2-0-2	2-1-3	1-0-1	0-1-1	0-0-0	3-0-3
12/27	Buffalo	5-2-7	6-2-8	4-2-6	3-0-3	5-5-10		4-4-8	2-1-3	1-1-2	4-2-6	5-0-5	1-1-2	7-2-9	0-0-0	0-1-1
1/3	@ Buffalo	4-3-7	1-1-2	2-1-3	4-1-5	4-2-6	0-2-2	1-2-3	6-0-6	5-1-6	3-0-3	0-0-0		4-0-4	0-0-0	0-0-0

# 1992 GAME SUMMARIES

## GAME #1 PITTSBURGH 29, HOUSTON 24

**HOUSTON, SEPT. 6**—The Houston Oilers were defeated by the Pittsburgh Steelers 29-24 before 63,713 fans in the Astrodome. By the midpoint of the first quarter, the Oilers had jumped out to a 14-0 lead. Their first score came when LB Lamar Lathon sacked Steeler QB Neil O'Donnell and forced a fumble that was scooped up and returned 15 yards for a touchdown by LB Johnny Meads. On Pittsburgh's ensuing series, Lathon again forced a fumble as FB Merrill Hoge's bobble was recovered by CB Jerry Gray at the Steelers' 26-yard line. One play later, WR Ernest Givins made a spectacular, leaping catch in the back of the end zone for an 11-yard TD. The Steelers came right back to trim their deficit to 14-7, moving 80 yards with the TD coming on RB Barry Foster's one-yard run. Big plays in that series included O'Donnell's 39-yard pass to WR Dwight Stone and a 44-yard gain on a fake punt as P Mark Royals completed a pass to FB Warren Williams. When Houston got the ball back, QB Warren Moon threw his first of five interceptions as S Darren Perry picked him off and returned the ball 34 yards to the Houston 20. Three plays later, Pittsburgh PK Gary Anderson booted a 30-yard field goal. On their ensuing series, the Oilers upped their advantage to 17-10 as RB Lorenzo White's career-best 44-yard run helped set up PK Al Del Greco's 36-yard FG. Halfway through the second period, Moon was intercepted by S Larry Griffin who brought the ball back to the Oilers' 34. The Steelers then closed to 17-16 on WR Jeff Graham's 20-yard scoring catch (PAT blocked by Houston DT Ray Childress). The Oilers then got the ball back with 76 seconds left in the half and promptly marched 83 yards in nine plays to take a 24-16 lead. The TD came on Moon's eight-yard toss to Givins with 12 seconds left. To open the third quarter, O'Donnell's 41-yard hook-up with Stone set up Anderson's 25-yard FG that made it 24-19. Later in the quarter, the Steelers got another Anderson three-pointer (37 yds.) as Foster's 25-yard run got his team in position to narrow their deficit to 24-22. Early in the fourth quarter, the Oilers advanced to the Pittsburgh three but Moon threw an end zone interception that CB Rod Woodson returned 57 yards to the Oilers' 43 yard line. Foster's 19-yard run was the long play before O'Donnell connected with TE Adrian Cooper for a nine-yard score that proved to be the winning points. The Oilers moved into Steeler territory two more times but were unable to score (punted from the Pittsburgh 47, interception by Griffin at the Pittsburgh four).

<b>Pittsburgh</b>	7	9	6	7	29
<b>Houston</b>	14	10	0	0	24

**Houston**—Meads 15 fumble return  
(Del Greco kick)

**Houston**—Givins 11 pass from Moon  
(Del Greco kick)

**Pittsburgh**—Foster 1 run (Anderson kick)

**Pittsburgh**—Anderson 30 field goal

**Houston**—Del Greco 36 field goal

**Pittsburgh**—Graham 20 pass from  
O'Donnell (No good, blocked)

**Houston**—Givins 8 pass from Moon  
(Del Greco kick)

**Pittsburgh**—Anderson 37 field goal

**Pittsburgh**—Anderson 25 field goal

**Pittsburgh**—Cooper 9 pass from  
O'Donnell (Anderson kick)

	<b>Pitt.</b>	<b>Hou.</b>
First Downs	20	23
Rushes-Yards	34-136	14-104
Passing Yards	245	330
Total Yards	381	434
Had QB Sacked	3-22	0-0
Passes	24-15-0	45-29-5
Punts	2-51.0	2-48.5
Fumbles/Lost	2-2	0-0
Penalties/Yards	7-69	7-61

**A**—63,713

### INDIVIDUAL LEADERS

**RUSHING**—Pittsburgh: Foster 26-107, D. Stone 2-26, Hoge 3-8

Houston: White 13-100, Givins 1-4

**PASSING**—Pittsburgh: O'Donnell 23-14-0, 223 yards, 2 TDs; Royals 1-1-0, 44 yards, 0 TD

Houston: Moon 45-29-5, 330 yards, 2 TDs

**RECEIVING**—Pittsburgh: Graham 7-89, D. Stone 2-80, Foster 2-26, Hoge 2-19

Houston: Duncan 8-89, Jeffires 7-117, L. Harris 7-49, Givins 4-42, White 3-24

## GAME #2

### HOUSTON 20, INDIANAPOLIS 10

**INDIANAPOLIS, SEPT. 13**—The Houston Oilers defeated the Indianapolis Colts 20-10 before 44,851 fans in the Hoosier Dome. The Oilers scored on their first possession when QB Warren Moon threw a screen pass to RB Lorenzo White who turned it into a 69-yard scoring play. Late in the first quarter, the Colts embarked on a 14-play drive that culminated with PK Dean Biasucci's 37-yard field goal on the second play of the second period. Houston immediately came back to go up 10-3 when PK Al Del Greco booted a 27-yard FG after the Oilers' drive stalled at the Indianapolis nine-yard line. With less than two minutes remaining in the half, the Oilers moved from their 29 to the Colts' 12 but Del Greco misfired on a 29-yard field goal attempt. Houston took the second half kickoff and zoomed 81 yards in 12 plays as Moon's 27-yard completion to WR Leonard Harris was the long play before WR Haywood Jeffires caught a two-yard TD pass to make it 17-3. Early in the final period, the Oilers thwarted a Colt scoring opportunity when CB Jerry Gray intercepted a Tom Tupa pass in the end zone. The Oilers then marched 78 yards in a 13-play series that consumed 9:27. However, the drive faded at the Colts' two and Del Greco kicked a 20-yard FG. The game's final score came when the Colts assumed possession at their own 49 with 79 seconds remaining. A 19-yard Tupa to Brooks pass was the long play before RB Anthony Johnson's fourth down three-yard TD reception.

<b>Houston</b>	7	3	7	3	20
<b>Indianapolis</b>	0	3	0	7	10

**Houston**—White 69 pass from Moon (Del Greco kick)  
**Indianapolis**—Biasucci 37 field goal  
**Houston**—Del Greco 27 field goal  
**Houston**—Jeffires 2 pass from Moon (Del Greco kick)  
**Houston**—Del Greco 20 field goal  
**Indianapolis**—Johnson 3 pass from Tupa (Biasucci kick)

	<b>Hou.</b>	<b>Ind.</b>
First Downs	23	14
Rushes-Yards	21-69	21-56
Passing Yards	350	106
Total Yards	419	162
Had QB Sacked	2-11	3-22
Passes	39-29-0	25-14-1
Punts	2-52.0	4-58.3
Fumbles/Lost	3-0	1-0
Penalties/Yards	11-85	3-14

**A**—44,851

### INDIVIDUAL LEADERS

**RUSHING**—Houston: White 17-69, G. Brown 1-1, Moon 3-(-1)  
 Indianapolis: Culver 17-45, Johnson 1-1  
**PASSING**—Houston: Moon 39-29-0, 361 yards, 2 TDs  
 Indianapolis: Tupa 20-10-1, 92 yards, 1 TD; Trudeau 5-4-0, 36 yards, 0 TD  
**RECEIVING**—Houston: Duncan 8-94, Jeffires 6-59, L. Harris 6-58, Givins 5-44, White 4-106  
 Indianapolis: Brooks 5-61, Johnson 3-21, Culver 2-17, Hester 2-16, Langhorne 1-10

## GAME #3

### HOUSTON 23, KANSAS CITY 20 (OT)

**HOUSTON, SEPT. 20**—The Houston Oilers defeated the Kansas City Chiefs 23-20 in overtime before 60,955 fans in the Astrodome. On the game's opening series, Houston QB Warren Moon was intercepted by Chiefs' S Bennie Thompson who returned the ball 25 yards to the K.C. 45-yard line. QB Dave Krieg's 34-yard tipped completion to WR J.J. Birden was the long play before PK Nick Lowery converted a 31-yard field goal. On the ensuing kickoff, Moon's 22-yard completion to WR Leonard Harris helped set up PK Al Del Greco's 21-yard FG that tied the game. On K.C.'s initial second quarter series, WR Emile Harry netted 27 yards on a combination reverse and lateral and Lowery booted a 52-yard field goal to put the Chiefs ahead 6-3. Houston then advanced to the Chiefs' 19 but WR Haywood Jeffires' fumble was recovered by CB Kevin Ross. Kansas City then marched 81 yards in 14 plays as Krieg hit RB Todd McNair with a five-yard touchdown pass. With 19 seconds remaining in the half, Houston's Corey Harris returned the kickoff 42 yards to the K.C. 44. After WR Curtis Duncan's 17-yard reception and tightrope fall along the Oiler sideline, Del Greco kicked a 45-yard field goal. However, a holding call on Rick Graf negated the points and forced Del Greco to kick from 54 yards away. His attempt on the final play of the half was successful as the Oilers trimmed their deficit to 13-6. The third quarter was scoreless but did include a missed 20-yard FG by Lowery after the Oiler defense held K.C. on two downs from inside the five. Late in the period, Houston embarked on a 59-yard scoring series that ended with Leonard Harris' fourth quarter eight-yard TD snag that tied the game. Midway through the period, the Oilers backed the Chiefs up to their own five-yard line and assumed possession on the K.C. 39 after Bryan Barker's 34-yard punt. Three plays

later, with 3:15 left in the game, Moon and WR Ernest Givins connected on a 21-yard scoring play that put Houston ahead 20-13. However, the Chiefs then put together a 14-play, 85-yard drive that consumed just 2:52. McNair scored the tying touchdown on a four-yard run to send the game into overtime. On the third play of OT, Houston CB Cris Dishman forced a Birden fumble with DT Doug Smith recovering for the Oilers at the K.C. 23. After White's two-yard run, the Oilers went for the field goal on second down and Del Greco converted the 39-yard game-winner.

<b>Kansas City</b>	3	10	0	7	0	20
<b>Houston</b>	3	3	0	14	3	23

**Kansas City**—Lowery 31 field goal

**Houston**—Del Greco 21 field goal

**Kansas City**—Lowery 52 field goal

**Kansas City**—McNair 5 pass from Krieg  
(Lowery kick)

**Houston**—Del Greco 54 field goal

**Houston**—L. Harris 8 pass from Moon  
(Del Greco kick)

**Houston**—Givins 21 pass from Moon  
(Del Greco kick)

**Kansas City**—McNair 4 run (Lowery kick)

**Houston**—Del Greco 39 field goal

	<b>K.C.</b>	<b>Hou.</b>
First Downs	21	18
Rushes-Yards	36-187	18-77
Passing Yards	158	265
Total Yards	345	342
Had QB Sacked	4-19	2-14
Passes	30-17-0	28-19-2
Punts	4-46.0	2-55.5
Fumbles/Lost	2-1	2-1
Penalties/Yards	5-38	4-35

**A**—60,955

## INDIVIDUAL LEADERS

**RUSHING**—Kansas City: Word, 22-114, McNair 4-29, Harry 1-27, Okoye 8-17

Houston: White 17-72, Givins 1-5

**PASSING**—Kansas City: Krieg 30-17-0, 177 yards, 1 TD

Houston: Moon 28-19-2, 279 yards, 2 TDs

**RECEIVING**—Kansas City: Birden 6-77, McNair 5-31, F. Jones 4-50, Barnett 1-14

Houston: Jeffires 6-84, Duncan 5-64, L. Harris 4-58, White 2-39, Givins 2-34

## GAME #4

### HOUSTON 27, SAN DIEGO 0

**HOUSTON, SEPT. 27**—The Houston Oilers defeated the San Diego Chargers 27-0 before 57,491 fans in the Astrodome. The Oilers scored on the game's opening series, moving 80 yards in nine plays with the touchdown coming on QB Warren Moon's three-yard pass to WR Haywood Jeffires. Moon's 33-yard hook-up with WR Curtis Duncan was the long play of the drive. Following a Charger punt, Houston assumed possession on San Diego's 42-yard line. Four plays later, PK Al Del Greco kicked a 49-yard field goal to put the Oilers on top 10-0. After a scoreless second quarter, the Oilers extended their advantage to 17-0 as Moon led the team on a 12-play, 86-yard march that culminated with RB Lorenzo White's five-yard scoring run. Jeffires' 25-yard catch plus a third down pass interference penalty on San Diego CB Donald Frank aided the drive. Late in the third period, Houston's Mike Dumas deflected a John Kidd punt (ball traveled four yards) and the Oilers took over on the Charger 37 before Moon's five-yard scramble for a score. The Oilers closed out the scoring when backup QB Cody Carlson helped get the team into position for Del Greco's 46-yard FG.

<b>San Diego</b>	0	0	0	0	0
<b>Houston</b>	10	0	7	10	27

**Houston**—Jeffires 3 pass from Moon  
(Del Greco kick)

**Houston**—Del Greco 49 field goal

**Houston**—White 5 run (Del Greco kick)

**Houston**—Moon 5 run (Del Greco kick)

**Houston**—Del Greco 46 field goal

	<b>S.D.</b>	<b>Hou.</b>
First Downs	15	21
Rushes-Yards	23-52	24-106
Passing Yards	210	197
Total Yards	262	303
Had QB Sacked	1-9	0-0
Passes	38-22-3	35-20-1
Punts	5-30.2	3-45.3
Fumbles/Lost	0-0	0-0
Penalties/Yards	5-47	5-29

**A**—57,491

## INDIVIDUAL LEADERS

**RUSHING**—San Diego: Bernstine, 9-22, Butts 11-20, Harmon 3-10

Houston: White 15-63, G. Brown 6-31, Moon 2-11, Tillman 1-1

**PASSING**—San Diego: Humphries 38-22-3, 219 yards, 0 TD

Houston: Moon 28-17-0, 175 yards, 1 TD; Carlson 7-3-1, 22 yards, 0 TD

**RECEIVING**—San Diego: Jefferson 5-39, Harmon 4-78, Miller 4-42, Bernstine 3-14

Houston: Jeffires 10-77, Duncan 4-51, L. Harris 2-24, Givins 2-23, White 1-18



## GAME #5

### HOUSTON 38, CINCINNATI 24

**CINCINNATI, OCT. 11**—The Houston Oilers defeated the Cincinnati Bengals 38-24 before 54,254 fans at Riverfront Stadium. Houston scored points on its first four possessions of the game. On their opening series, the Oilers took over on the Cincinnati 46-yard line and moved into position for PK Al Del Greco's 39-yard field goal. The next time they had the ball, the Oilers moved 67 yards in nine plays culminating with an eight-yard touchdown pass from QB Warren Moon to WR Haywood Jeffires. Following an early second quarter interception by Houston S Marcus Robertson, the Oilers had to move only 33 yards to increase their lead to 17-0. That score came on Moon's two-yard toss to WR Ernest Givins. The Bengals' ensuing series again ended in a punt and Pat Coleman's 19-yard return helped the Oilers start on the Bengals' 48 before Jeffires' 14-yard scoring catch made it 24-0. When Cincinnati got the ball back, QB Boomer Esiason connected with WR Carl Pickens for a 38-yard gain and then hit WR Tim McGee for a 21-yard touchdown. On the kickoff following that score, Houston's Spencer Tillman fumbled to give the Bengals possession at the Oiler 16. However, Houston's defense forced Cincinnati to settle for a 29-yard Jim Breech field goal that closed the Bengals' deficit to 24-10. One play later however, Moon was intercepted by CB Rod Jones and the Bengals had the ball at the Houston 37. Again, the Oilers' defense made the Bengals settle for a FG try but Breech misfired on a 43-yard attempt just before halftime. The Oilers began the second half with a ten-play, 82-yard march that ended with Givins' seven-yard TD catch. On the first play of Cincinnati's next series, a tipped Esiason pass was intercepted by Houston DE Sean Jones at the Bengals' seven-yard line. One play later, Jeffires caught his third touchdown pass of the day (3 yds.) as the Oilers increased their lead to 38-10. The Bengals' next series produced a touchdown as RB Derrick Fenner's 23-yard run paved the way for Esiason's 26-yard TD hook-up with McGee. On the first play of the fourth quarter, the Oilers were at the Bengals' eight-yard line but Moon was picked off in the end zone by S Darryl Williams. Cincinnati then closed out the scoring on a 15-play, 73-yard drive that ended with QB Donald Hollas hitting WR Milt Stegall for a 12-yard TD (Esiason injured forearm on that series).

<b>Houston</b>	10	14	14	0	38
<b>Cincinnati</b>	0	10	7	7	24

- Houston**—Del Greco 39 field goal  
**Houston**—Jeffires 8 pass from Moon  
 (Del Greco kick)  
**Houston**—Givins 2 pass from Moon  
 (Del Greco kick)  
**Houston**—Jeffires 14 pass from Moon  
 (Del Greco kick)  
**Cincinnati**—McGee 21 pass from Esiason  
 (Breech kick)  
**Cincinnati**—Breech 29 field goal  
**Houston**—Givins 7 pass from Moon  
 (Del Greco kick)  
**Houston**—Jeffires 3 pass from Moon  
 (Del Greco kick)  
**Cincinnati**—McGee 26 pass from Esiason  
 (Breech kick)  
**Cincinnati**—Stegall 12 pass from Hollas  
 (Breech kick)

	<b>Hou.</b>	<b>Cin.</b>
First Downs	28	15
Rushes-Yards	34-202	16-69
Passing Yards	216	205
Total Yards	418	274
Had QB Sacked	0-0	2-14
Passes	32-21-2	37-20-2
Punts	1-29.0	4-39.8
Fumbles/Lost	1-1	3-0
Penalties/Yards	9-70	9-79

**A**—54,254

### INDIVIDUAL LEADERS

- RUSHING**—Houston: White 25-149, G. Brown 4-34, Moon 2-20, Carlson 3-(-1)  
 Cincinnati: Green 10-16, Fenner 3-39, Hollas 3-14  
**PASSING**—Houston: Moon 32-21-2, 216 yards, 5 TDs  
 Cincinnati: Esiason 25-12-2, 151 yards, 2 TDs; Hollas 12-8-0, 68 yards, 1 TD  
**RECEIVING**—Houston: Jeffires 9-82, Givins 5-45, L. Harris 3-39, Duncan 2-40  
 Cincinnati: Brennan 7-69, McGee 4-56, Green 4-28, Stegall 2-22, Ball 2-6, Pickens 1-38

## GAME #6

### DENVER 27, HOUSTON 21

**DENVER, OCT. 18**—The Houston Oilers were defeated by the Denver Broncos 27-21 before 74,827 fans at Mile High Stadium. On Denver's initial series, Houston's Bubba McDowell blocked Mike Horan's punt with the Oilers assuming possession on the Broncos' 14-yard line. One play later, QB Warren Moon tossed an eight-yard touchdown pass to WR Ernest Givins. Early in the second quarter, Denver's Arthur Marshall returned a punt 25 yards to the Oiler 27 and that led to David Treadwell's 45-yard field goal. Later in the period, RB Gaston Green ran 67 yards for a TD that gave Denver a 10-7 lead. Houston PK Al Del Greco missed a 43-yard FG attempt with 1:12 left in the half. On the Oilers' first series of the second half, they scored a touchdown as RB Lorenzo White scored on a five-yard run to put Houston ahead 14-10. However the Broncos immediately retaliated, marching 81 yards in nine plays with the score coming on QB John Elway's 42-yard hookup with WR Mark Jackson. On the second play of the fourth quarter, Greg Montgomery's punt was blocked by Denver's Frank Robinson with the Broncos recovering on the Oiler nine. However, Houston's defense stiffened, forcing Treadwell's 28-yard field goal that expanded the Denver lead to 20-14. The Oilers were driving on their ensuing series, but Denver S Dennis Smith intercepted a deflected Moon pass at the Broncos' 11-yard line. With 5:45 left to play, the Oilers embarked on an eight-play, 94-yard drive that featured a 72-yard Moon to Duncan pass play and ended with Moon's seven-yard TD pass to WR Haywood Jeffires. With the Oilers clinging to a 21-20 lead, the Broncos got the ball back on their own 20 with 1:56 remaining. It took them three plays to move 80 yards as Elway threw to Jackson (39 yds.) and WR Vance Johnson (21 yds.) before RB Reggie Rivers scored the winning TD on a 20-yard draw. The Oilers did have one more opportunity but were only able to advance to the Denver 49 before time expired.

<b>Houston</b>	7	0	7	7	21
<b>Denver</b>	0	10	7	10	27

**Houston**—Givins 8 pass from Moon  
(Del Greco kick)

**Denver**—Treadwell 45 field goal

**Denver**—Green 67 run (Treadwell kick)

**Houston**—White 5 run (Del Greco kick)

**Denver**—Jackson 42 pass from Elway  
(Treadwell kick)

**Denver**—Treadwell 28 field goal

**Houston**—Jeffires 7 pass from Moon  
(Del Greco kick)

**Denver**—Rivers 20 run (Treadwell kick)

	<b>Hou.</b>	<b>Den.</b>
First Downs	21	14
Rushes-Yards	19-109	22-170
Passing Yards	298	152
Total Yards	407	322
Had QB Sacked	4-23	4-40
Passes	39-23-1	21-13-0
Punts	5-33.2	5-38.8
Fumbles/Lost	2-0	0-0
Penalties/Yards	13-77	8-50

**A**—74,827

### INDIVIDUAL LEADERS

**RUSHING**—Houston: White 15-70, Moon 4-39

Denver: Green 8-98, S. Smith 12-55, Rivers 1-20, Sharpe 1-(-3)

**PASSING**—Houston: Moon 39-23-1, 321 yards, 2 TDs

Denver: Elway 21-13-0, 192 yards, 1 TD

**RECEIVING**—Houston: Givins 8-79, Jeffires 7-83, Duncan 5-133, Slaughter 1-22,

Denver: Jackson 3-90, Sharpe 3-37, Johnson 3-29, Rivers 2-17, Marshall 1-14

## GAME #7

### HOUSTON 26, CINCINNATI 10

**HOUSTON, OCT. 25**—The Houston Oilers defeated the Cincinnati Bengals 26-10 before 58,701 fans in the Astrodome. Houston scored on its first possession as the team moved 82 yards in seven plays as QB Warren Moon connected with WR Ernest Givins for a 30-yard touchdown pass. On Cincinnati's ensuing series, Oiler CB Jerry Gray intercepted a Boomer Esiason pass on the Houston one-yard line. On the first play of the second quarter, Moon was picked off by Cincinnati S Darryl Williams who returned the ball 30 yards to the Oiler 35 to set up Esiason's 17-yard scoring throw to WR Brian Brennan that tied the game at 7-7. Houston, however, immediately bounced back to take a 10-7 lead as Moon passes to WRs Leonard Harris (47 yds.) and Givins (29 yds.) set up PK Al Del Greco's 27-yard field goal. The Bengals also came right back as PK Jim Breech's 24-yard FG made it 10-10. On the final play of the half, Del Greco hit the post on a 47-yard field goal attempt. On Houston's second series of the second half, Moon took the Oilers 85 yards in 15 plays in a drive that consumed 9:23 and led to RB Lorenzo White's one-yard TD run. On the first play of the fourth period, Lee Johnson's 32-yard punt gave Houston the ball at the Bengals'

40-yard line. One play later, Moon hooked up with WR Webster Slaughter for a 36-yard scoring play that increased the Oilers' advantage to 24-10. The scoring ended midway through the quarter when an errant shotgun snap into the end zone forced Esiason to take a safety.

<b>Cincinnati</b>	0	10	0	0	10
<b>Houston</b>	7	3	7	9	26

**Houston**—Givins 30 pass from Moon  
(Del Greco kick)

**Cincinnati**—Brennan 17 pass from Esiason  
(Breech kick)

**Houston**—Del Greco 27 field goal

**Cincinnati**—Breech 24 field goal

**Houston**—White 1 run (Del Greco kick)

**Houston**—Slaughter 36 pass from Moon  
(Del Greco kick)

**Houston**—Team safety (Esiason out of end zone)

	<b>Cin.</b>	<b>Hou.</b>
First Downs	11	26
Rushes-Yards	20-88	24-93
Passing Yards	111	332
Total Yards	199	425
Had QB Sacked	3-28	2-10
Passes	19-13-1	40-27-1
Punts	4-42.8	2-41.5
Fumbles/Lost	3-0	0-0
Penalties/Yards	12-75	6-45

**A**—58,701

## INDIVIDUAL LEADERS

**RUSHING**—Cincinnati: Green 11-38, Ball 4-30, Fenner 4-20, Esiason 1-0

Houston: White 17-59, Givins 2-19, Moon 5-15

**PASSING**—Cincinnati: Esiason 19-13-1, 139 yards, 1 TD

Houston: Moon 40-27-1, 342 yards, 2 TDs

**RECEIVING**—Cincinnati: Green 7-35, Pickens 2-47, Brennan 1-17

Houston: Duncan 9-84, Givins 8-100, Slaughter 4-68, Jeffires 4-20, L. Harris 2-70

## GAME #8

### PITTSBURGH 21, HOUSTON 20

**PITTSBURGH, NOV. 1**—The Houston Oilers were defeated by the Pittsburgh Steelers 21-20 before 58,074 fans at Three Rivers Stadium. The Oilers scored first, getting a 29-yard field goal from PK Al Del Greco on their second possession. QB Warren Moon's 16-yard completion to WR Webster Slaughter and a 15-yard face mask penalty on Pittsburgh LB Hardy Nickerson aided the FG drive. On the second play of the second quarter, Houston S Bubba McDowell stripped the ball from Steeler WR Ernie Mills with McDowell also recovering it at Pittsburgh's 44-yard line. A 17-yard pass to Slaughter helped the Oilers advance to the Steeler one, but the team elected to kick a 19-yard field goal on fourth down. The Steelers assumed a 7-6 halftime lead on the ensuing series as they moved 82 yards in 14 plays with the TD coming on RB Barry Foster's one-yard run. On the second play of the third quarter, Moon suffered a concussion when hit by Pittsburgh CB Rod Woodson and did not return to the game. Cody Carlson replaced Moon on that series and led the team on a scoring drive that culminated with his 11-yard TD toss to Slaughter to give Houston a 13-6 lead. One play later, Houston DT Jeff Alm sacked QB Neil O'Donnell, forcing a fumble that was recovered by DT Ray Childress and returned eight yards for a touchdown. Late in the third period, the Steelers embarked on a 75-yard scoring series as O'Donnell had a pair of 20-yard completions to RB Merrill Hoge and Mills before TE Adrian Cooper's two-yard TD catch trimmed the Steelers' deficit to 20-13. On Houston's next series, Carlson fumbled the center snap with LB Greg Lloyd recovering for Pittsburgh at the Oiler 38-yard line. Green's crucial third-and-16 catch (24 yds.) preceded his five-yard touchdown reception that closed out the scoring. The Oilers did have a final chance to win the game. Carlson directed the team to the Steeler 22-yard line where Del Greco missed a 39-yard field goal with six seconds left in the game.

<b>Houston</b>	3	3	14	0	20
<b>Pittsburgh</b>	0	7	0	14	21

**Houston**—Del Greco 29 field goal

**Houston**—Del Greco 19 field goal

**Pittsburgh**—Foster 1 run (Anderson kick)

**Houston**—Slaughter 11 pass from Carlson  
(Del Greco kick)

**Houston**—Childress 8 fumble return  
(Del Greco kick)

**Pittsburgh**—Cooper 2 pass from O'Donnell  
(Anderson kick)

**Pittsburgh**—Green 5 pass from O'Donnell  
(Anderson kick)

	<b>Hou.</b>	<b>Pitt.</b>
First Downs	21	20
Rushes-Yards	15-55	35-119
Passing Yards	228	181
Total Yards	283	300
Had QB Sacked	2-13	3-20
Passes	42-28-0	22-14-1
Punts	3-44.7	4-41.8
Fumbles/Lost	2-2	2-2
Penalties/Yards	5-29	9-101

**A**—58,074

## INDIVIDUAL LEADERS

**RUSHING**—Houston: White 12-44, Moon 2-11, Carlson 1-0

Pittsburgh: Foster 31-118, Hoge 1-3, O'Donnell 2-2, Thompson 1-(-4)

**PASSING**—Houston: Moon 19-13-0, 104 yards, 0 TD; Carlson 23-15-0, 137 yards, 1 TD

Pittsburgh: O'Donnell 22-14-1, 201 yards, 2 TDs

**RECEIVING**—Houston: Jeffires 9-68, White 6-32, Slaughter 5-71, Givins 5-47, Duncan 3-23

Pittsburgh: Mills 4-61, Green 3-52, Foster 2-15, Hoge 1-20, Stone 1-20, Thompson 1-20

## GAME #9

### CLEVELAND 24, HOUSTON 14

**HOUSTON, NOV. 8**—The Houston Oilers were defeated by the Cleveland Browns 24-14 before 57,348 fans at the Astrodome. Cleveland jumped out to a 3-0 lead as PK Matt Stover kicked a 44-yard field goal to culminate the game's opening possession. The Browns extended their lead to 10-0 on the second play of the second quarter as QB Mike Tomczak hooked up with RB Leroy Hoard for a 46-yard TD play. Houston finished the half with just two first downs and only 55 yards of total offense. Late in the third period, the Oilers faced a fourth-and-two at the Cleveland 25-yard line. QB Warren Moon completed a pass to WR Ernest Givins for an apparent first down but Givins fumbled (forced by CB Ever-son Walls) with S Stevon Moore recovering the ball and returning it 73 yards for a touchdown that gave the Browns a 17-0 advantage. On Houston's ensuing series, Cody Carlson replaced Moon at QB and promptly led the team on a fourth quarter nine-play, 75-yard drive that ended with a 12-yard scoring strike to WR Webster Slaughter. However, the Browns immediately struck back to make it 24-7 as Tomczak completed three passes to TE Mark Bavaro (22, 12, 17 yds. for TD) on a 12-play march. The Oilers scored their second TD on the game's next-to-last play as Carlson threw an 18-yard TD pass to Givins.

<b>Cleveland</b>	3	7	7	7	24
<b>Houston</b>	0	0	0	14	14

	<b>Clev.</b>	<b>Hou.</b>
First Downs	17	13
Rushes-Yards	30-86	18-92
Passing Yards	205	181
Total Yards	291	273
Had QB Sacked	2-14	0-0
Passes	27-17-0	36-21-1
Punts	5-37.6	8-51.6
Fumbles/Lost	2-1	2-1
Penalties/Yards	6-35	7-44

**A**—57,348

**Cleveland**—Stover 44 field goal

**Cleveland**—Hoard 46 pass from Tomczak (Stover kick)

**Cleveland**—Moore 73 fumble return (Stover kick)

**Houston**—Slaughter 12 pass from Carlson (Del Greco kick)

**Cleveland**—Bavaro 17 pass from Tomczak (Stover kick)

**Houston**—Givins 18 pass from Carlson (Del Greco kick)

## INDIVIDUAL LEADERS

**RUSHING**—Cleveland: Mack 13-39, Vardell 5-31, Metcalf 7-23

Houston: White 14-76, Carlson 1-8, Moon 2-6, Givins 1-2

**PASSING**—Cleveland: Tomczak 26-17-0, 219 yards, 2 TDs; Metcalf 1-0-0, 0 yards, 0 TD

Houston: Moon 25-12-0, 70 yards, 0 TD; Carlson 11-9-1, 111 yards, 2 TDs

**RECEIVING**—Cleveland: Bavaro 4-57, Metcalf 3-25, M. Jackson 3-19, Hoard 2-68

Houston: Duncan 5-45, Slaughter 5-31, Givins 4-50, White 3-17, L. Harris 2-28

## GAME #10

### HOUSTON 17, MINNESOTA 13

**MINNEAPOLIS, NOV. 15**—The Houston Oilers defeated the Minnesota Vikings 17-13 before 56,726 fans at the Metrodome. The first quarter was scoreless although the Oilers did advance to Minnesota's 22-yard line where WR Ernest Givins fumbled. Houston got on the scoreboard first when PK Al Del Greco booted a 30-yard field goal early in the second period to culminate a 14-play drive. On the Oilers' next series, QB Warren Moon was sacked by LB Carlos Jenkins, forcing a fumble that was recovered by CB Anthony Parker and returned 58 yards for a touchdown. One play later, a deflected Moon pass was intercepted by Viking S Felix Wright who returned the ball 20 yards to the Oiler 26. Three plays later, PK Fuad Reveiz gave Minnesota a 10-3 lead with a 42-yard FG. The Oilers then got the ball back with 1:42 left in the half and moved 80 yards in eight plays. Moon's 18-yard pass to Givins and Moon's 14-yard run helped lead to Givins' five-yard scoring reception that tied the score. The third quarter was scoreless although the Oilers advanced to the Minnesota 39-yard line before Moon fumbled when sacked by DE Chris Doleman. Early in the final

period, Reveiz gave the Vikes a 13-10 edge with a 51-yard three-pointer on a drive that was extended by a personal foul on Houston LB Lamar Lathon. With 7:27 left to play, the Oilers embarked on a 13-play, 80-yard march that culminated with White's game-winning one-yard TD run with 43 seconds remaining. However, on a third-and-four play during that series, Moon ran for the first down but was injured on a tackle by S Vencie Glenn. Cody Carlson replaced Moon for the last six plays of the drive (2 of 2 for 13 yds.).

<b>Houston</b>	0	10	0	7	17
<b>Minnesota</b>	0	10	0	3	13

**Houston**—Del Greco 30 field goal

**Minnesota**—Parker 58 fumble return  
(Reveiz kick)

**Minnesota**—Reveiz 42 field goal

**Houston**—Givins 5 pass from Moon  
(Del Greco kick)

**Minnesota**—Reveiz 51 field goal

**Houston**—White 1 run (Del Greco kick)

	<b>Hou.</b>	<b>Minn.</b>
First Downs	27	10
Rushes-Yards	25-127	22-74
Passing Yards	215	100
Total Yards	342	174
Had QB Sacked	5-41	2-11
Passes	40-30-1	28-9-0
Punts	4-48.8	6-49.5
Fumbles/Lost	5-3	2-1
Penalties/Yards	5-35	6-60

**A**—56,726

## INDIVIDUAL LEADERS

**RUSHING**—Houston: White 18-81, Moon 7-46

Minnesota: Allen 13-44, Craig 6-26, Gannon 3-4

**PASSING**—Houston: Moon 38-28-1, 243 yards, 1 TD; Carlson 2-2-0, 13 yards, 0 TD

Minnesota: Gannon 28-9-0, 111 yards, 0 TD

**RECEIVING**—Houston: White 9-58, Givins 8-91, Jeffires 6-49, Duncan 4-24, L. Harris 3-34

Minnesota: C. Carter 3-38, Johnson 2-34, Craig 1-22, A. Carter 1-8

## GAME #11

### MIAMI 19, HOUSTON 16

**MIAMI, NOV. 22**—The Houston Oilers were defeated by the Miami Dolphins 19-16 before 63,597 fans at Joe Robbie Stadium. The Oilers failed to move the ball on the game's opening possession but Greg Montgomery's punt was fumbled by Miami's Tony Martin with Mike Dunas recovering for the Oilers at the Dolphins' 39-yard line. Eight plays later, PK Al Del Greco booted a 24-yard field goal. On Houston's next series, the Oilers extended their lead to 10-0 as QB Cody Carlson hit WR Haywood Jeffires with a five-yard touchdown pass that capped a 69-yard drive. Early in the second quarter, Carlson was intercepted by CB Troy Vincent who returned the ball 15 yards to the Oiler 18. After three Miami plays netted -3 yards, PK Pete Stoyanovich kicked a 38-yard field goal. The Oilers came right back to expand their advantage to 13-3 on Del Greco's 41-yard field goal. However, the Dolphins answered with a 39-yard QB Dan Marino to WR Fred Banks touchdown pass that trimmed Miami's deficit to 13-10 at halftime. Opening the second half, the Dolphins put together a 12-play drive that featured a Stoyanovich's 40-yard field goal that tied the game at 13-13. Again, the Oilers responded right away as a 44-yard Carlson completion to WR Leonard Harris helped Houston move to the Dolphins' five-yard line. However, the drive stalled there and Del Greco converted a 23-yard FG. The game continued to see-saw as Marino then marched the Dolphins 68 yards in 13 plays with Stoyanovich again knotting the score with a 29-yard field goal. Midway through the final period, Houston was at the Dolphins' 39-yard line but Carlson was picked off by CB Bruce Alexander at the Miami 23. With 4:17 remaining, the Oilers got the ball back at their own 36. A 24-yard screen pass helped them move to the Miami 23. On third-and-three, Carlson's pass was dropped in the end zone by Harris. On fourth down, Del Greco misfired on a 41-yard FG attempt. The Dolphins got the ball with 1:49 left in the game and Marino moved them to the Oilers' 35. With six seconds remaining, Stoyanovich won the game with a 52-yard field goal.

<b>Houston</b>	10	3	3	0	16
<b>Miami</b>	0	10	3	6	19

**Houston**—Del Greco 24 field goal

**Houston**—Jeffires 5 pass from Carlson  
(Del Greco kick)

**Miami**—Stoyanovich 38 field goal

**Houston**—Del Greco 41 field goal

**Miami**—Banks 39 pass from Marino  
(Stoyanovich kick)

**Miami**—Stoyanovich 40 field goal

**Houston**—Del Greco 23 field goal

**Miami**—Stoyanovich 29 field goal

**Miami**—Stoyanovich 52 field goal

	<b>Hou.</b>	<b>Mia.</b>
First Downs	16	19
Rushes-Yards	23-96	17-72
Passing Yards	201	221
Total Yards	297	293
Had QB Sacked	3-27	4-16
Passes	35-22-2	40-19-1
Punts	4-25.0	4-49.8
Fumbles/Lost	4-1	3-1
Penalties/Yards	5-25	6-46

**A**—63,597

## INDIVIDUAL LEADERS

**RUSHING**—Houston: White 18-69, Carlson 3-18, L. Harris 1-8, Givins 1-1

Miami: Higgs 10-35, Humphrey 6-33, Marino 1-4

**PASSING**—Houston: Carlson 35-22-2, 228 yards, 1 TD

Miami: Marino 40-19-1, 237 yards, 1 TD

**RECEIVING**—Houston: White 5-64, Jeffires 5-42, Duncan 5-39, L. Harris 4-59, Givins 2-16, Slaughter 1-8

Miami: Clayton 5-44, Banks 4-85, Jackson 4-44, Humphrey 4-36, Martin 2-28

## GAME #12

### HOUSTON 24, DETROIT 21

**PONTIAC, NOV. 26**—The Houston Oilers defeated the Detroit Lions 24-21 on Thanksgiving Day before 73,711 fans in the Silverdome. The first quarter was scoreless although the Oilers did advance to Detroit's 18-yard line before PK Al Del Greco eventually missed a 46-yard field goal. The Lions got the game's first points on the first play of the second period as RB Barry Sanders' one-yard TD plunge ended a 14-play, 72-yard drive. Midway through the quarter, the Oilers embarked on a 68-yard march that featured QB Cody Carlson's 41-yard completion to WR Ernest Givins and ended when Del Greco kicked a 30-yard FG to shave Houston's deficit to 7-3 at halftime. On the opening series of the third quarter, the Oilers moved to the Lions' 39 but Carlson was intercepted by CB Ray Crockett. On Houston's next possession, the Oilers moved to Detroit's ten-yard line but Carlson was eventually picked off by CB Melvin Jenkins at the 21. One play later, Houston S Bubba McDowell sacked QB Erik Kramer, forcing a fumble that was recovered by DE William Fuller who returned the ball ten yards for a touchdown and a 10-7 Oiler lead. That advantage was short-lived, however, as one play later, Kramer and WR Herman Moore combined for a 77-yard touchdown pass that put Detroit ahead 14-10. On the second play of the final period, Houston CB Jerry Gray intercepted a Kramer pass with the Oilers assuming possession on their own 39-yard line before WR Haywood Jeffires' four-yard scoring catch gave Houston a 17-14 edge. The next time the Oilers had the ball, P Greg Montgomery was unable to get his kick away and was tackled for a 14-yard loss at the Houston 13 by Bennie Blades. The Lions took a 21-17 lead two plays later as Kramer tossed an eight-yard touchdown pass to Sanders. Houston got the ball back with 2:57 remaining and promptly drove 83 yards in just five plays. Carlson's completions to Givins (19 yds.) and Jeffires (37 yds.) were the long plays before White scored the game-winner on an eight-yard draw play.

<b>Houston</b>	0	3	7	14	24
<b>Detroit</b>	0	7	7	7	21

**Detroit**—Sanders 1 run (Hanson kick)

**Houston**—Del Greco 30 field goal

**Houston**—Fuller 10 fumble return

(Del Greco kick)

**Detroit**—Moore 77 pass from Kramer

(Hanson kick)

**Houston**—Jeffires 4 pass from Carlson

(Del Greco kick)

**Detroit**—Sanders 8 pass from Kramer

(Hanson kick)

**Houston**—White 8 run (Del Greco kick)

	<b>Hou.</b>	<b>Det.</b>
First Downs	21	14
Rushes-Yards	19-51	25-73
Passing Yards	332	141
Total Yards	383	214
Had QB Sacked	2-6	4-22
Passes	33-24-2	21-12-2
Punts	2-48.5	4-42.0
Fumbles/Lost	0-0	1-1
Penalties/Yards	11-84	10-79

**A**—73,711

## INDIVIDUAL LEADERS

**RUSHING**—Houston: White 15-68, Carlson 3-(-3), Gr. Montgomery 1-(-14)

Detroit: Sanders 22-54, Kramer 3-19

**PASSING**—Houston: Carlson 33-24-2, 338 yards, 1 TD

Detroit: Kramer 21-12-2, 163 yards, 2 TDs

**RECEIVING**—Houston: Slaughter 7-84, White 6-69, Givins 4-100, Jeffires 4-54, Duncan 3-31

Detroit: Perriman 5-46, Moore 2-88, Sanders 2-12, Farr 1-9

## GAME #13

### HOUSTON 24, CHICAGO 7

**HOUSTON, DEC. 7**—The Houston Oilers defeated the Chicago Bears 24-7 on Monday Night Football before 62,193 fans in the Astrodome. After a scoreless first quarter, the Oilers moved from their 36-yard line to the Chicago two. However, the drive then stalled and PK Al Del Greco kicked a 19-yard field goal. With 51 seconds left in the half, Chicago QB Peter Tom Willis was intercepted by Oiler S Bubba McDowell who returned the ball 26 yards for a touchdown. On

the first series of the second half, Houston advanced to the Bears' 32-yard line but QB Cody Carlson was sacked to take the Oilers out of field goal range. On the ensuing Chicago series, DE Sean Jones forced a FB Brad Muster fumble with DT Ray Childress recovering for Houston on the Bears' 43 before Slaughter's six-yard TD snag gave Houston a 17-0 lead. Late in the period, the Oilers were set to attempt a 47-yard field goal but Greg Montgomery was unable to handle the snap and was tackled for a 15-yard loss at the Chicago 45. A 20-yard pass interference penalty on Oiler CB Cris Dishman and Willis' 30-yard hookup with RB Darren Lewis led to RB Neal Anderson's 17-yard TD reception that narrowed the Bears' deficit to 17-7. However, the Oilers immediately answered with their own score as Carlson marched them 80 yards in eight plays that included WR Haywood Jeffires' 45-yard catch-and-run and culminated with RB Lorenzo White's one-yard TD to close out the scoring.

<b>Chicago</b>	0	0	0	7	7
<b>Houston</b>	0	10	7	7	24

**Houston**—Del Greco 19 field goal  
**Houston**—McDowell 26 interception return  
 (Del Greco kick)

**Houston**—Slaughter 6 pass from Carlson  
 (Del Greco kick)

**Chicago**—Anderson 17 pass from Willis  
 (Butler kick)

**Houston**—White 1 run (Del Greco kick)

	<b>Chi.</b>	<b>Hou.</b>
First Downs	14	21
Rushes-Yards	24-99	29-175
Passing Yards	158	164
Total Yards	257	339
Had QB Sacked	5-27	2-14
Passes	25-11-2	27-18-0
Punts	4-40.3	5-41.4
Fumbles/Lost	1-1	3-0
Penalties/Yards	9-58	3-63

**A**—62,193

## INDIVIDUAL LEADERS

**RUSHING**—Chicago: Muster 10-54, Lewis 9-35, Anderson 5-10

Houston: White 21-116, Givins 1-44, Slaughter 1-10, Carlson 4-6

**PASSING**—Chicago: Willis 24-11-2, 185 yards, 1 TD; Gardocki 1-0-0, 0 yards, 0 TD

Houston: Carlson 27-18-0, 178 yards, 1 TD

**RECEIVING**—Chicago: Morgan 3-94, Anderson 3-27, Davis 2-21, Lewis 1-30

Houston: Duncan 8-64, Slaughter 4-39, Jeffires 3-59, White 2-4, Givins 1-12

## GAME #14

### GREEN BAY 16, HOUSTON 14

**HOUSTON, DEC. 13**—The Houston Oilers were defeated by the Green Bay Packers 16-14 before 57,285 fans in the Astrodome. Midway through the second quarter, Houston WR Webster Slaughter caught a 21-yard pass but fumbled (forced by CB Carl Carter) with Green Bay CB Roland Mitchell recovering at the Oilers' 43-yard line. Packer QB Brett Favre's 16-yard completion to WR Robert Brooks on third-and-12 was the key play that set up PK Chris Jacke's 39-yard field goal. With 11 seconds left in the half, the Oilers were at the Green Bay 24, but QB Cody Carlson was intercepted at the two-yard line by CB Vinnie Clark. Former Oiler Corey Harris returned the second half kickoff 34 yards to the Packer 44. With no play longer than ten yards, Green Bay moved into position for Jacke's 36-yard three-pointer that gave the Packers a 6-0 lead. On the next play from scrimmage, Carlson was intercepted by S Chuck Cecil who returned the ball 29 yards to the Houston two. However, the Oiler defense prevented the Packers from gaining any ground on three plays and Jacke booted a 20-yard field goal. Houston shaved its deficit to 9-7 as Carlson moved the team 82 yards in eight plays as completions to Slaughter (24 yds.) and RB Lorenzo White (20 yds.) preceded Carlson's one-yard TD sneak. Early in the final period, an Oiler offside penalty on fourth down gave the Packers new life, but Houston CB Jerry Gray made a spectacular interception to thwart a Packer drive at the Oiler 17. Carlson then marched his team to the Green Bay 36 but fumbled a first down snap with LB Bryce Paup recovering for the Packers. Green Bay then moved 63 yards as Favre hit WR Sterling Sharpe for a six-yard score and a 16-7 lead. With 3:33 left in the game, the Oilers assumed possession and went 77 yards in just 1:38 as Carlson passes to WRs Haywood Jeffires (20 yds.) and Curtis Duncan (36 yds.) set up White's fourth down two-yard touchdown. However, the Packers were able to use up the remaining 1:54 to seal their victory.

<b>Green Bay</b>	0	3	6	7	16
<b>Houston</b>	0	0	7	7	14

**Green Bay**—Jacke 39 field goal

**Green Bay**—Jacke 36 field goal

**Green Bay**—Jacke 20 field goal

**Houston**—Carlson 1 run (Del Greco kick)

**Green Bay**—Sharpe 6 pass from Favre  
(Jacke kick)

**Houston**—White 2 run (Del Greco kick)

	<b>G.B.</b>	<b>Hou.</b>
First Downs	16	21
Rushes-Yards	24-61	18-59
Passing Yards	154	328
Total Yards	215	387
Had QB Sacked	3-1	1-2
Passes	30-19-1	36-25-2
Punts	4-47.5	3-47.7
Fumbles/Lost	0-0	2-2
Penalties/Yards	2-10	8-52

**A**—57,285

## INDIVIDUAL LEADERS

**RUSHING**—Green Bay: Thompson 15-30, Favre 3-19, C. Harris 2-10, Sydniey 4-2  
Houston: White 15-54, Carlson 3-5

**PASSING**—Green Bay: Favre 30-19-1, 155 yards, 1 TD

Houston: Carlson 36-25-2, 330 yards, 0 TD

**RECEIVING**—Green Bay: Sharpe 6-46, Lewis 4-39, Thompson 3-25, J. Harris 2-14

Houston: Duncan 6-100, White 6-78, Slaughter 5-74, Jeffires 5-48, Givins 3-30

## GAME #15

### HOUSTON 17, CLEVELAND 14

**CLEVELAND, DEC. 20**—The Houston Oilers defeated the Cleveland Browns 17-14 before 59,898 fans at Cleveland Stadium. On the game's second play, Houston QB Cody Carlson was intercepted by Cleveland CB Everson Walls giving the Browns the ball on the Oilers' 47-yard line. QB Bernie Kosar later connected with RB Ron Wolfley on a two-yard touchdown pass. Following a CB Jerry Gray interception late in the opening quarter, the Oilers began a series at their own six. A 13-play drive that consumed 6:43 and featured a 15-yard personal foul penalty on Cleveland CB Frank Minnifield culminated with PK Al Del Greco's 47-yard field goal. The Browns took that 7-3 lead into halftime when PK Matt Stover misfired on a 42-yard FG attempt on the half's final play. Cleveland extended its lead to 14-3 on the opening possession of the second half, moving 64 yards in six plays with the score coming on Kosar's one-yard toss to eligible DT James Jones. That TD was set up by FB Kevin Mack's 37-yard run. Late in the third quarter, the Oilers had a first down at the Browns' one-yard line but Houston was unable to score in four cracks at the Cleveland end zone. Midway through the final period, the Browns moved to the Houston 28 but eventually punted from the 33. Houston then drove 85 yards in 12 plays as WR Curtis Duncan caught a 21-yarder plus a two-yard TD to trim the Oilers' deficit to 14-10 with 2:58 left in the game. Houston's defense then stopped the Browns on three plays, forcing a punt that gave the Oilers the ball at their own 26 with 1:51 left. A false start penalty and a sack gave Houston a second-and-23 situation with no time out left. That's when Carlson threw a screen pass to RB Lorenzo White who turned it into a 65-yard gain to the Browns' 12. A nine-yard pass to WR Ernest Givins preceded Givins' three-yard TD catch that won the game with 34 seconds remaining.

<b>Houston</b>	0	3	0	14	17
<b>Cleveland</b>	7	0	7	0	14

**Cleveland**—Wolfley 2 pass from Kosar  
(Stover kick)

**Houston**—Del Greco 47 field goal

**Cleveland**—Jones 1 pass from Kosar  
(Stover kick)

**Houston**—Duncan 2 pass from Carlson  
(Del Greco kick)

**Houston**—Givins 3 pass from Carlson  
(Del Greco kick)

	<b>Hou.</b>	<b>Clev.</b>
First Downs	21	19
Rushes-Yards	22-104	33-145
Passing Yards	214	140
Total Yards	318	285
Had QB Sacked	6-34	0-0
Passes	34-19-2	26-17-3
Punts	4-44.0	5-36.6
Fumbles/Lost	2-1	0-0
Penalties/Yards	6-40	8-66

**A**—59,898

## INDIVIDUAL LEADERS

**RUSHING**—Houston: White 16-70, Carlson 5-26, Slaughter 1-8

Cleveland: Mack 21-95, Hoard 10-46, Metcalf 2-4

**PASSING**—Houston: Carlson 34-19-2, 248 yards, 2 TDs

Cleveland: Kosar 26-17-3, 140 yards, 2 TDs

**RECEIVING**—Houston: White 6-105, Duncan 4-41, Givins 4-38, Slaughter 3-44,  
Jeffires 2-20

Cleveland: Galbraith 4-30, Metcalf 3-35, Holohan 3-33, Mack 3-14, L. Tillman 2-20



## GAME #16

### HOUSTON 27, BUFFALO 3

**HOUSTON, DEC. 27**—The Houston Oilers defeated the Buffalo Bills 27-3 before 61,742 fans at the Astrodome. Buffalo got the game's first points on their first possession as PK Steve Christie booted a 40-yard field goal. The Oilers came right back to tie the game on PK Al Del Greco's 28-yard FG. Late in the first quarter, Houston CB Jerry Gray intercepted Bills' QB Jim Kelly to give the Oilers the ball at the Buffalo 30-yard line. QB Cody Carlson's 14-yard toss to WR Curtis Duncan preceded his 13-yard touchdown pass to WR Leonard Harris that gave the Oilers a 10-3 lead. With 3:58 left in the half, QB Warren Moon led the team on a six-play, 64-yard drive that included two completions to WR Webster Slaughter (17, 21 yds.) and culminated with Moon's 17-yard TD pass to WR Haywood Jeffires. After Houston S Bubba McDowell's interception and 25-yard return to the Bills' 33 (with 1:23 left), Del Greco kicked an 18-yard field goal that gave the Oilers a 20-3 halftime advantage. After a scoreless third period, Houston began a fourth quarter possession on Buffalo's 38-yard line with RB Gary Brown eventually scoring on a one-yard TD run

<b>Buffalo</b>	3	0	0	0	3
<b>Houston</b>	10	10	0	7	27

**Buffalo**—Christie 40 field goal  
**Houston**—Del Greco 28 field goal  
**Houston**—L. Harris 13 pass from Carlson  
 (Del Greco kick)  
**Houston**—Jeffires 17 pass from Moon  
 (Del Greco kick)  
**Houston**—Del Greco 18 field goal  
**Houston**—G. Brown 1 run (Del Greco kick)

	<b>Buff.</b>	<b>Hou.</b>
First Downs	17	17
Rushes-Yards	30-147	29-107
Passing Yards	90	178
Total Yards	237	285
Had QB Sacked	7-56	2-7
Passes	32-16-3	32-18-1
Punts	4-48.0	5-59.2
Fumbles/Lost	1-1	0-0
Penalties/Yards	9-54	5-35

**A**—61,742

### INDIVIDUAL LEADERS

**RUSHING**—Buffalo: Thomas 18-97, K. Davis 10-37  
 Houston: White 17-66, G. Brown 8-21, Carlson 3-18  
**PASSING**—Buffalo: Kelly 9-5-1, 47 yards, 0 TD; Reich 23-11-2, 99 yards, 0 TD  
 Houston: Carlson 19-12-1, 105 yards, 1 TD; Moon 13-6-0, 80 yards, 1 TD  
**RECEIVING**—Buffalo: Lofton 6-75, Reed 5-43, Thomas 3-8  
 Houston: Jeffires 6-46, Slaughter 4-45, Duncan 3-23, Givins 2-36, White 2-22



# PLAYOFF SUMMARIES

## AFL CHAMPIONSHIP GAME — 1960 HOUSTON 24, LOS ANGELES CHARGERS 16

Jeppesen Stadium, Houston — January 1, 1961

Los Angeles	6	3	7	0	-	16
Houston	0	10	7	7	-	24

**Los Angeles**—Agajanian 38 field goal  
**Los Angeles**—Agajanian 22 field goal  
**Houston**—Smith 17 pass from Blanda  
 (Blanda kick)  
**Houston**—Blanda 18 field goal  
**Los Angeles**—Agajanian 27 field goal  
**Houston**—Groman 7 pass from Blanda  
 (Blanda kick)  
**Los Angeles**—Lowe 2 run (Agajanian kick)  
**Houston**—Cannon 88 pass from Blanda  
 (Blanda kick)

	L.A.	Hou.
First Downs	21	17
Rushes-Yards	33-162	40-100
Passing Yards	171	301
Total Yards	333	401
Passes	41-21-2	32-16-0
Punts	4-41.0	5-34.0
Fumbles/Lost	2-0	0-0
Penalties/Yards	3-15	4-54

A—32,183

### INDIVIDUAL LEADERS

**RUSHING**—L.A.: Lowe 21-165, Ferguson 4-11, Kemp 6-(-9), Ford 2-(-5)  
 Houston: Cannon 18-50, Smith 19-45, Hall 3-5  
**PASSING**—L.A.: Kemp 41-21-2, 171 yards, 0 TD  
 Houston: Blanda 31-16-0, 301 yards, 3 TDs; Cannon 1-0-0, 0 yards, 0 TD  
**RECEIVING**—L.A.: Norton 6-55, Womble 6-29, Kocourek 3-57, Lowe 3-5  
 Houston: Smith 5-52, Hennigan 4-71, Cannon 3-128, Groman 3-37

## AFL CHAMPIONSHIP GAME — 1961 HOUSTON 10, SAN DIEGO CHARGERS 3

Balboa Stadium, San Diego — December 24, 1961

Houston	0	3	7	0	-	10
San Diego	0	0	0	3	-	3

**Houston**—Blanda 46 field goal  
**Houston**—Cannon 35 pass from Blanda  
 (Blanda kick)  
**San Diego**—Blair 12 field goal

	Hou.	S.D.
First Downs	18	15
Rushes-Yards	33-96	19-92
Passing Yards	160	177
Total Yards	256	269
Had QB Sacked	0-0	6-49
Passes	41-18-6	32-17-4
Punts	4-41.5	6-33.3
Fumbles/Lost	5-1	2-2
Penalties/Yards	5-68	10-106

A—29,556

### INDIVIDUAL LEADERS

**RUSHING**—Houston: Tolar 16-52, Cannon 15-48, Blanda 2-(-4)  
 San Diego: Roberson 8-37, Lowe 5-30, Kemp 3-18, Lincoln 3-7  
**PASSING**—Houston: Blanda 40-18-5, 160 yards, 1 TD; Groman 1-0-1, 0 yards, 0 TD  
 San Diego: Kemp 32-17-4, 226 yards, 0 TD  
**RECEIVING**—Houston: 5-53, Hennigan 5-43, Groman 3-32, Deweall 2-10  
 San Diego: Kocourek 7-123, Norton 3-48, Flowers 2-17, Roberson 1-11

## AFL CHAMPIONSHIP GAME — 1962 DALLAS 20, HOUSTON 17 (Overtime)

Jeppesen Stadium, Houston — December 23, 1962

Dallas	3	14	0	0	3	20
Houston	0	0	7	10	0	17

**Dallas**—Brooker 16 field goal  
**Dallas**—Haynes 28 pass from Dawson  
 (Brooker kick)  
**Dallas**—Haynes 2 run (Brooker kick)  
**Houston**—Deweall 15 pass from Blanda  
 (Blanda kick)  
**Houston**—Blanda 31 field goal  
**Houston**—Tolar 1 run (Blanda kick)  
**Dallas**—Brooker 25 field goal

	Dal.	Hou.
First Downs	19	21
Rushes-Yards	54-199	30-98
Passing Yards	38	261
Total Yards	237	359
Had QB Sacked	6-50	0-0
Passes	14-9-0	46-23-5
Punts	8-31.2	3-39.3
Fumbles/Lost	2-1	0-0
Penalties/Yards	6-42	6-50

A—37,981

## INDIVIDUAL LEADERS

**RUSHING**—Dallas: Spikes 11-77, McClinton 24-70, Haynes 14-26, Dawson 5-26

Houston: Tolar 17-58, Cannon 11-37, Smith 2-3

**PASSING**—Dallas: Dawson 14-9-0, 88 yards, 1 TD

Houston: Blanda 46-23-5, 261 yards, 1 TD

**RECEIVING**—Dallas: Haynes 3-45, Spikes 2-24, Arbanas 2-21, McClinton 1-4

Houston: Deweall 6-95, Cannon 6-54, McLeod 5-70, Hennigan 3-39

## AFL CHAMPIONSHIP GAME — 1967 OAKLAND 40, HOUSTON 7

**Alameda County Coliseum, Oakland — December 31, 1967**

<b>Houston</b>	0	0	0	7	-	7
<b>Oakland</b>	3	14	10	13	-	40

	<b>Hou.</b>	<b>Oak.</b>
First Downs	11	18
Rushes-Yards	22-38	48-263
Passing Yards	108	101
Total Yards	146	364
Had QB Sacked	3-34	1-10
Passes	35-15-1	26-10-0
Punts	11-38.6	4-44.3
Fumbles/Lost	4-2	0-0
Penalties/Yards	7-45	4-69

**Oakland**—Blanda 37 field goal

**Oakland**—Dixon 69 run (Blanda kick)

**Oakland**—Kocourek 17 pass from

Lamonica (Blanda kick)

**Oakland**—Lamonica 1 run (Blanda kick)

**Oakland**—Blanda 40 field goal

**Oakland**—Blanda 42 field goal

**Houston**—Frazier 5 pass from Beathard

(Wittenborn kick)

**A**—53,330

**Oakland**—Blanda 36 field goal

**Oakland**—Miller 12 pass from Lamonica

(Blanda kick)

## INDIVIDUAL LEADERS

**RUSHING**—Houston: Granger 14-19, Campbell 6-15, Blanks 1-6, Beathard 1-(-2)

Oakland: Dixon 21-144, Banaszak 15-116, Lamonica 5-22, Hagberg 2-(-1)

**PASSING**—Houston: Beathard 35-15-1, 142 yards, 1 TD

Oakland: Lamonica 24-10-0, 111 yards, 2 TDs; Blanda 2-0-0, 0 yards, 0 TD

**RECEIVING**—Houston: Frazier 7-81, Reed 4-60, Campbell 2-5, Taylor 1-6

Oakland: Miller 3-32, Cannon 2-31, Biletnikoff 2-19, Kocourek 1-17

## AFL PLAYOFF GAME — 1969 OAKLAND 56, HOUSTON 7

**Alameda County Coliseum, Oakland — December 21, 1969**

<b>Houston</b>	0	0	0	7	-	7
<b>Oakland</b>	28	7	14	7	-	56

	<b>Hou.</b>	<b>Oak.</b>
First Downs	14	17
Rushes-Yards	19-28	37-110
Passing Yards	169	302
Total Yards	197	412
Had QB Sacked	6-40	1-7
Passes	46-18-3	22-14-3
Punts	11-41.4	5-42.0
Fumbles/Lost	3-2	3-1
Penalties/Yards	3-48	7-63

**Oakland**—Biletnikoff 13 pass from

Lamonica (Blanda kick)

**Oakland**—Atkinson 57 interception return

(Blanda kick)

**Oakland**—Sherman 24 pass from

Lamonica (Blanda kick)

**Oakland**—Biletnikoff 31 pass from

Lamonica (Blanda kick)

**Oakland**—Smith 60 pass from

Lamonica (Blanda kick)

**Oakland**—Sherman 23 pass from

Lamonica (Blanda kick)

**Oakland**—Cannon 3 pass from Lamonica

(Blanda kick)

**Houston**—Reed 8 pass from Beathard

(Gerela kick)

**Oakland**—Hubbard 4 run (Blanda kick)

**A**—53,539

## INDIVIDUAL LEADERS

**RUSHING**—Houston: Granger 14-29, LeVias 1-4, Campbell 1-0, Beathard 3-(-5)

Oakland: Dixon 13-48, Todd 8-31, Hubbard 6-19, Hagberg 2-9

**PASSING**—Houston: Beathard 46-18-3, 209 yards, 1 TD

Oakland: Lamonica 17-13-1, 276 yards, 6 TDs; Blanda 5-1-2, 33 yards, 0 TD

**RECEIVING**—Houston: Reed 7-81, Bierne 5-48, Granger 3-31, Haik 2-42

Oakland: C. Smith 4-103, Sherman 4-60, Biletnikoff 3-70, Todd 1-40

## AFC WILD CARD GAME — 1978 HOUSTON 17, MIAMI 9

### Orange Bowl, Miami — December 24, 1978

<b>Houston</b>	7	0	0	10	-	17
<b>Miami</b>	7	0	0	2	-	9

**Miami**—Tillman 13 pass from Griese (Yepremian kick)  
**Houston**—T. Wilson 13 pass from Pastorini (Fritsch kick)  
**Houston**—Fritsch 27 field goal  
**Houston**—Campbell 1 run (Fritsch kick)  
**Miami**—Team safety (Pastorini runs out of end zone)

	Hou.	Mia.
First Downs	23	14
Rushes-Yards	45-165	25-91
Passing Yards	290	118
Total Yards	455	209
Had QB Sacked	2-16	2-19
Passes	30-20-0	30-12-3
Punts	5-44.0	5-48.6
Fumbles/Lost	3-1	2-2
Penalties/Yards	5-37	1-5

A—70,036

### INDIVIDUAL LEADERS

**RUSHING**—Houston: Campbell 26-84, Wilson 14-76, Poole 1-12, Coleman 1-2  
 Miami: L. Harris 9-43, Williams 13-41, N. Moore 1-7, Bulaich 2-0  
**PASSING**—Houston: Pastorini 29-20-0, 306 yards, 1 TD; Barber 1-0-0, 0 yards, 0 TD  
 Miami: Griese 28-11-2, 114 yards, 1 TD; Strock 2-1-1, 23 yards, 0 TD  
**RECEIVING**—Houston: Burrough 6-103, Wilson 5-40, Barber 4-112, Woods 2-22  
 Miami: D. Harris 4-42, N. Moore 2-28, Tillman 2-24, Bulaich 2-14

## AFC DIVISIONAL PLAYOFF GAME — 1978 HOUSTON 31, NEW ENGLAND 14

### Schaefer Stadium, Foxboro, Mass. — December 31, 1978

<b>Houston</b>	0	21	3	7	-	31
<b>New England</b>	0	0	7	7	-	14

**Houston**—Burrough 71 pass from Pastorini (Fritsch kick)  
**Houston**—Barber 19 pass from Pastorini (Fritsch kick)  
**Houston**—Barber 13 pass from Pastorini (Fritsch kick)  
**Houston**—Fritsch 30 field goal  
**New England**—Jackson 24 pass from A. Johnson (Posey kick)  
**New England**—Francis 24 pass from Owen (Posey kick)  
**Houston**—Campbell 2 run (Fritsch kick)

	Hou.	N.E.
First Downs	21	15
Rushes-Yards	54-174	20-83
Passing Yards	170	180
Total Yards	344	263
Had QB Sacked	3-30	4-26
Passes	15-12-1	35-16-3
Punts	5-34.8	4-43.3
Fumbles/Lost	1-0	2-0
Penalties/Yards	2-25	8-92

A—61,297

### INDIVIDUAL LEADERS

**RUSHING**—Houston: Campbell 27-118, T. Wilson 14-26, Coleman 7-19, Poole 3-7  
 New England: Cunningham 10-42, Grogan 1-16, Johnson 6-14, Ivory 3-11  
**PASSING**—Houston: Pastorini 15-12-1, 200 yards, 3 TDs  
 New England: Owen 22-12-1, 144 yards, 1 TD; Grogan 12-3-2, 38 yards, 0 TD;  
 Johnson 1-1-0, 24 yards, 1 TD  
**RECEIVING**—Houston: Barber 5-83, Burrough 3-91, Caster 2-12, Campbell 1-10  
 New England: Francis 8-101, Cunningham 3-28, Morgan 2-37, Johnson 2-16

## AFC CHAMPIONSHIP GAME — 1978 PITTSBURGH 34, HOUSTON 5

### Three Rivers Stadium, Pittsburgh — January 7, 1979

<b>Houston</b>	0	3	2	0	-	5
<b>Pittsburgh</b>	14	17	3	0	-	34

**Pittsburgh**—Harris 7 run (Gerela kick)  
**Pittsburgh**—Bleier 17 run (Gerela kick)  
**Houston**—Fritsch 19 field goal  
**Pittsburgh**—Swann 29 pass from Bradshaw (Gerela kick)  
**Pittsburgh**—Stallworth 17 pass from Bradshaw (Gerela kick)  
**Pittsburgh**—Gerela 37 field goal  
**Pittsburgh**—Gerela 22 field goal  
**Houston**—Washington safety (tackled Bleier)

	Hou.	Pitt.
First Downs	10	21
Rushes-Yards	26-72	47-179
Passing Yards	70	200
Total Yards	142	379
Had QB Sacked	4-26	0-0
Passes	26-12-5	19-11-2
Punts	6-39.5	1-53.0
Fumbles/Lost	6-4	6-3
Penalties/Yards	5-48	4-32

A—49,417

### INDIVIDUAL LEADERS

**RUSHING**—Houston: Campbell 22-62, Woods 1-9, T. Wilson 2-6, Coleman 1-(-5)  
 Pittsburgh: Harris 20-51, Bleier 10-45, Bradshaw 7-29, Delopaine 3-28  
**PASSING**—Houston: Pastorini 26-12-5, 96 yards, 0 TD  
 Pittsburgh: Bradshaw 19-11-2, 200 yards, 2 TDs  
**RECEIVING**—Houston: Caster 5-44, T. Wilson 5-33, Coleman 1-15, Campbell 1-4  
 Pittsburgh: Swann 4-98, Bleier 4-42, Grossman 2-43, Stallworth 1-17

## AFC WILD CARD PLAYOFF GAME — 1979 HOUSTON 13, DENVER 7

**Astrodome, Houston — December 24, 1979**

<b>Denver</b>	7	0	0	0	-	7
<b>Houston</b>	3	7	0	3	-	13

**Houston**—Fritsch 31 field goal

**Denver**—Preston 7 pass from Morton  
(Turner kick)

**Houston**—Campbell 3 run (Fritsch kick)

**Houston**—Fritsch 20 field goal

	<b>Den.</b>	<b>Hou.</b>
First Downs	17	15
Rushes-Yards	32-112	42-135
Passing Yards	104	147
Total Yards	216	282
Had QB Sacked	6-40	1-11
Passes	27-14-1	22-10-2
Punts	5-45.2	5-43.2
Fumbles/Lost	1-0	0-0
Penalties/Yards	7-70	2-19

**A**—48,776

### INDIVIDUAL LEADERS

**RUSHING**—Denver: Armstrong 12-51, Canada 4-29, Preston 9-24, Jensen 4-5

Houston: Carpenter 16-59, Campbell 16-50, T. Wilson 8-21, Coleman 2-5

**PASSING**—Denver: Morton 27-14-1, 144 yards, 1 TD

Houston: Pastorini 18-8-1, 149 yards, 0 TD; Nielsen 4-2-1, 9 yards, 0 TD

**RECEIVING**—Denver: Preston 4-40, Moses 3-47, Armstrong 2-22, Odom 2-3

Houston: T. Wilson 4-53, Carpenter 3-26, Coleman 1-41, Barber 1-31

## AFC DIVISIONAL PLAYOFF GAME — 1979 HOUSTON 17, SAN DIEGO 14

**San Diego Stadium, San Diego — December 29, 1979**

<b>Houston</b>	0	10	7	0	-	17
<b>San Diego</b>	7	0	7	0	-	14

**San Diego**—C. Williams 1 run (Wood kick)

**Houston**—Fritsch 26 field goal

**Houston**—Clark 1 run (Fritsch kick)

**San Diego**—Mitchell 8 run (Wood kick)

**Houston**—Renfro 47 pass from Nielsen  
(Fritsch kick)

	<b>Hou.</b>	<b>S.D.</b>
First Downs	15	25
Rushes-Yards	40-148	19-63
Passing Yards	111	317
Total Yards	259	380
Had QB Sacked	0-0	2-16
Passes	19-10-1	47-25-5
Punts	6-40.7	2-32.0
Fumbles/Lost	0-0	0-0
Penalties/Yards	5-45	6-30

**A**—51,192

### INDIVIDUAL LEADERS

**RUSHING**—Houston: Carpenter 18-67, T. Wilson 11-39, Clark 9-30, Nielsen 2-12

San Diego: Mitchell 8-33, C. Williams 11-30

**PASSING**—Houston: Nielsen 19-10-1, 111 yards, 1 TD

San Diego: Fouts 47-25-5, 333 yards, 0 TD

**RECEIVING**—Houston: Carpenter 4-23, T. Wilson 3-16, Renfro 1-47, Coleman 1-13

San Diego: Klein 5-41, Joiner 4-81, Jefferson 4-70, C. Williams 4-30

## AFC CHAMPIONSHIP GAME — 1979 PITTSBURGH 27, HOUSTON 13

**Three Rivers Stadium, Pittsburgh — January 6, 1980**

<b>Houston</b>	7	3	0	3	-	13
<b>Pittsburgh</b>	3	14	0	10	-	27

**Houston**—Perry 75 interception return  
(Fritsch kick)

**Pittsburgh**—Bahr 21 field goal

**Houston**—Fritsch 27 field goal

**Pittsburgh**—Cunningham 16 pass from  
Bradshaw (Bahr kick)

**Pittsburgh**—Stallworth 20 pass from  
Bradshaw (Bahr kick)

**Houston**—Fritsch 23 field goal

**Pittsburgh**—Bahr 39 field goal

**Pittsburgh**—Bleier 4 run (Bahr kick)

	<b>Hou.</b>	<b>Pitt.</b>
First Downs	11	22
Rushes-Yards	22-24	36-161
Passing Yards	203	197
Total Yards	227	358
Had QB Sacked	1-9	3-22
Passes	29-20-1	30-18-1
Punts	4-30.0	3-51.0
Fumbles/Lost	4-2	1-1
Penalties/Yards	2-10	5-34

**A**—50,475

### INDIVIDUAL LEADERS

**RUSHING**—Houston: Campbell 17-15, Wilson 4-9, Caster 1-0

Pittsburgh: Harris 21-85, Bleier 13-52, Bradshaw 1-25, Thornton 1-(-1)

**PASSING**—Houston: Pastorini 28-19-1, 203 yards, 0 TD; Nielsen 1-1-0, 9 yards, 0 TD

Pittsburgh: Bradshaw 30-18-1, 219 yards, 2 TDs

**RECEIVING**—Houston: Wilson 7-60, Carpenter 5-23, Renfro 3-52, Coleman 2-46

Pittsburgh: Harris 6-50, Swann 4-64, Stallworth 3-52, Bleier 3-39

## AFC WILD CARD PLAYOFF GAME — 1980 OAKLAND 27, HOUSTON 7

**Alameda County Coliseum, Oakland — December 28, 1980**

<b>Houston</b>	7	0	0	0	- 7
<b>Oakland</b>	3	7	0	17	- 27

**Oakland**—Bahr 47 field goal  
**Houston**—Campbell 1 run (Fritsch kick)  
**Oakland**—Christensen 2 pass from Plunkett (Bahr kick)  
**Oakland**—Whittington 44 pass from Plunkett (Bahr kick)  
**Oakland**—Bahr 37 field goal  
**Oakland**—Hayes 20 interception return (Bahr kick)

	<b>Hou.</b>	<b>Oak.</b>
First Downs	18	12
Rushes-Yards	33-97	35-111
Passing Yards	178	139
Total Yards	275	250
Had QB Sacked	7-65	3-29
Passes	27-15-2	23-8-1
Punts	9-44.0	9-51.1
Fumbles/Lost	1-1	2-0
Penalties/Yards	8-64	14-91

**A—52,762**

### INDIVIDUAL LEADERS

**RUSHING**—Houston: Campbell 27-91, Carpenter 5-9, T. Wilson 1-(-3)  
 Oakland: King 13-55, Van Eeghen 14-46, Whittington 5-11, Jensen 2-0  
**PASSING**—Houston: Stabler 26-15-2, 243 yards, 0 TD; Campbell 1-0-0, 0 yards, 0 TD  
 Oakland: Plunkett 23-8-1, 168 yards, 2 TDs  
**RECEIVING**—Houston: Barber 4-83, Renfro 3-69, Casper 3-31, Carpenter 3-26  
 Oakland: Whittington 2-64, Chester 2-12, King 1-37, Branch 1-33

## AFC WILD CARD PLAYOFF GAME — 1987 HOUSTON 23, SEATTLE 20 (Overtime)

**Astrodome, Houston — January 3, 1988**

<b>Seattle</b>	7	3	3	7	0	20
<b>Houston</b>	3	10	7	0	3	23

**Seattle**—Largent 20 pass from Krieg (N. Johnson kick)  
**Houston**—Zendejas 47 field goal  
**Houston**—Rozier 1 run (Zendejas kick)  
**Houston**—Zendejas 49 field goal  
**Seattle**—N. Johnson 33 field goal  
**Seattle**—N. Johnson 41 field goal  
**Houston**—Drewrey 29 pass from Moon (Zendejas kick)  
**Seattle**—Largent 12 pass from Krieg (N. Johnson kick)  
**Houston**—Zendejas 42 field goal

	<b>Sea.</b>	<b>Hou.</b>
First Downs	11	27
Rushes-Yards	11-29	50-178
Passing Yards	221	259
Total Yards	250	437
Had QB Sacked	2-16	2-14
Passes	39-16-0	32-21-1
Punts	7-44.3	3-35.0
Fumbles/Lost	1-1	2-1
Penalties/Yards	3-20	4-25

**A—49,622**

### INDIVIDUAL LEADERS

**RUSHING**—Seattle: Williams 7-27, Morris 4-2  
 Houston: Highsmith 12-74, Rozier 21-66, Pinkett 11-29, Wallace 2-11  
**PASSING**—Seattle: Krieg 38-16-0, 237 yards, 2 TDs; Williams 1-0-0, 0 yards, 0 TD  
 Houston: Moon 32-21-1, 273 yards, 1 TD  
**RECEIVING**—Seattle: Largent 7-132, Butler 3-73, Skansi 2-13, Williams 2-5  
 Houston: Givins 7-89, Hill 6-84, Drewrey 3-62, Highsmith 2-17

## AFC DIVISIONAL PLAYOFF GAME — 1987 DENVER 34, HOUSTON 10

**Mile High Stadium, Denver — January 10, 1988**

<b>Houston</b>	0	3	0	7	- 10
<b>Denver</b>	14	10	3	7	- 34

**Denver**—Lang 1 run (Karlis kick)  
**Denver**—Kay 27 pass from Elway (Karlis kick)  
**Denver**—Karlis 43 field goal  
**Houston**—Zendejas 46 field goal  
**Denver**—Kay 1 pass from Elway (Karlis kick)  
**Denver**—Karlis 23 field goal  
**Houston**—Givins 19 pass from Moon (Zendejas kick)  
**Denver**—Elway 3 run (Karlis kick)

	<b>Hou.</b>	<b>Den.</b>
First Downs	20	19
Rushes-Yards	26-73	29-61
Passing Yards	264	255
Total Yards	337	316
Had QB Sacked	0-0	1-4
Passes	43-24-2	25-14-1
Punts	3-44.7	2-46.0
Fumbles/Lost	2-1	0-0
Penalties/Yards	10-73	4-35

**A—75,968**

### INDIVIDUAL LEADERS

**RUSHING**—Houston: Rozier 9-25, Pinkett 6-20, Moon 5-15, Highsmith 5-13  
 Denver: Winder 13-46, Sewell 5-9, Elway 4-8, Bell 2-7  
**PASSING**—Houston: Moon 43-24-2, 264 yards, 1 TD  
 Denver: Elway 25-14-1, 259 yards, 2 TDs  
**RECEIVING**—Houston: Givins 6-84, Hill 5-93, Duncan 4-32, Highsmith 4-20  
 Denver: Johnson 4-105, Kay 3-57, Sewell 3-41, Lang 1-25

## AFC WILD CARD PLAYOFF GAME — 1988 HOUSTON 24, CLEVELAND 23

**Cleveland Stadium, Cleveland — December 24, 1988**

<b>Houston</b>	7	7	0	10	-	24
<b>Cleveland</b>	3	6	7	7	-	23

**Cleveland**—Bahr 33 field goal  
**Houston**—Pinkett 14 pass from Moon  
 (Zendejas kick)  
**Houston**—Pinkett 16 run (Zendejas kick)  
**Cleveland**—Bahr 26 field goal  
**Cleveland**—Bahr 28 field goal  
**Cleveland**—Slaughter 14 pass from Pagel  
 (Bahr kick)  
**Houston**—White 1 run (Zendejas kick)  
**Houston**—Zendejas 49 field goal  
**Cleveland**—Slaughter 2 pass from Pagel  
 (Bahr kick)

	<b>Hou.</b>	<b>Cleve.</b>
First Downs	19	19
Rushes-Yards	35-129	26-68
Passing Yards	205	192
Total Yards	334	260
Had QB Sacked	1-8	0-0
Passes	26-16-3	28-19-1
Punts	3-37.7	3-35.3
Fumbles/Lost	2-0	1-1
Penalties/Yards	13-118	9-75

**A**—74,977

### INDIVIDUAL LEADERS

**RUSHING**—Houston: Pinkett 14-82, White 12-30, Moon 6-16, Highsmith 2-3  
 Cleveland: Byner 9-57, Mack 12-14, Strock 1-0, Pagel 1-(-1)

**PASSING**—Houston: Moon 26-16-3, 213 yards, 1 TD

Cleveland: Pagel 25-17-1, 179 yards, 2 TDs; Strock 3-2-0, 13 yards, 0 TD

**RECEIVING**—Houston: Hill 5-73, Jeffires 3-52, Duncan 2-33, Pinkett 2-24

Cleveland: Langhorne 6-57, Slaughter 5-58, Byner 3-10, Brennan 2-34

## AFC DIVISIONAL PLAYOFF GAME — 1988 BUFFALO 17, HOUSTON 10

**Rich Stadium, Buffalo — January 1, 1989**

<b>Houston</b>	0	3	0	7	-	10
<b>Buffalo</b>	0	7	7	3	-	17

**Buffalo**—Riddick 1 run (Norwood kick)  
**Houston**—Zendejas 35 field goal  
**Buffalo**—Thomas 11 run (Norwood kick)  
**Buffalo**—Norwood 27 field goal  
**Houston**—Rozier 1 run (Zendejas kick)

	<b>Hou.</b>	<b>Buff.</b>
First Downs	20	18
Rushes-Yards	26-125	29-135
Passing Yards	226	237
Total Yards	351	372
Had QB Sacked	2-14	1-7
Passes	33-17-1	33-19-1
Punts	6-37.2	4-39.3
Fumbles/Lost	5-2	1-0
Penalties/Yards	8-60	8-57

**A**—79,532

### INDIVIDUAL LEADERS

**RUSHING**—Houston: Highsmith 5-57, Rozier 13-44, Pinkett 3-13, Moon 5-11  
 Buffalo: Thomas 7-75, Mueller 7-24, Kelly 3-18, Riddick 9-12

**PASSING**—Houston: Moon 33-17-1, 240 yards, 0 TD

Buffalo: Kelly 33-19-1, 244 yards, 0 TD

**RECEIVING**—Houston: Jeffires 5-78, Hill 4-62, Harris 2-44, Pinkett 2-21

Buffalo: Reed 6-91, Harmon 5-58, Burkett 3-55, T. Johnson 3-31

## AFC WILD CARD PLAYOFF GAME — 1989 PITTSBURGH 26, HOUSTON 23 (Overtime)

**Astrodome, Houston — December 31, 1989**

<b>Pittsburgh</b>	7	3	3	10	3	26
<b>Houston</b>	0	6	3	14	0	23

**Pittsburgh**—Worley 9 run (Anderson kick)  
**Houston**—Zendejas 26 field goal  
**Houston**—Zendejas 35 field goal  
**Pittsburgh**—Anderson 25 field goal  
**Houston**—Zendejas 26 field goal  
**Pittsburgh**—Anderson 30 field goal  
**Pittsburgh**—Anderson 48 field goal  
**Houston**—Givins 18 pass from Moon  
 (Zendejas kick)  
**Houston**—Givins 9 pass from Moon  
 (Zendejas kick)  
**Pittsburgh**—Hoge 2 run (Anderson kick)  
**Pittsburgh**—Anderson 50 field goal

	<b>Pitt.</b>	<b>Hou.</b>
First Downs	17	22
Rushes-Yards	30-177	25-65
Passing Yards	112	315
Total Yards	289	380
Had QB Sacked	1-15	0-0
Passes	33-15-0	48-29-0
Punts	6-25.3	4-33.0
Fumbles/Lost	1-1	3-2
Penalties/Yards	5-40	8-45

**A**—58,306

### INDIVIDUAL LEADERS

**RUSHING**—Pittsburgh: Hoge 17-100, Worley 11-54, Stone 1-22

Houston: Pinkett 8-26, White 7-13, Moon 3-12, Rozier 5-12

**PASSING**—Pittsburgh: Brister 33-15-0, 127 yards, 0 TD

Houston: Moon 48-29-0, 315 yards, 2 TDs

**RECEIVING**—Pittsburgh: Worley 4-23, Mularkey 3-40, Hoge 3-26, Lipps 3-24

Houston: Givins 11-136, Hill 6-98, Pinkett 3-24, Highsmith 3-21, Jeffires 3-16

## AFC WILD CARD PLAYOFF GAME — 1990 CINCINNATI 41, HOUSTON 14

**Riverfront Stadium, Cincinnati — January 6, 1991**

<b>Houston</b>	0	0	7	7	-	7
<b>Cincinnati</b>	10	10	14	7	-	41

**Cincinnati**—Woods 1 run (Breech kick)  
**Cincinnati**—Breech 27 field goal  
**Cincinnati**—Green 2 pass from Esiason (Breech kick)  
**Cincinnati**—Breech 30 field goal  
**Cincinnati**—Ball 3 run (Breech kick)  
**Cincinnati**—Esiason 10 run (Breech kick)  
**Houston**—Givins 16 pass from Carlson (Garcia kick)  
**Cincinnati**—Kattus 9 pass from Esiason (Breech kick)  
**Houston**—Givins 5 pass from Carlson (Garcia kick)

	<b>Hou.</b>	<b>Cin.</b>
First Downs	13	24
Rushes-Yards	13-67	44-187
Passing Yards	159	162
Total Yards	226	349
Had QB Sacked	1-6	0-0
Passes	33-16-1	25-15-0
Punts	6-42.6	3-45.0
Fumbles/Lost	2-1	1-0
Penalties/Yards	5-33	4-40

**A—60,012**

### INDIVIDUAL LEADERS

**RUSHING**—Houston: Pinkett 5-43, Carlson 4-22  
 Cincinnati: Esiason 5-57, Green 11-55, Brooks 6-17  
**PASSING**—Houston: Carlson 33-16-1, 165 yards, 2 TDs  
 Cincinnati: Esiason 20-14-0, 150 yards, 2 TDs; Wilhelm 5-1-0, 12 yards, 0 TDs  
**RECEIVING**—Houston: Givins 6-60, Harris 4-37, Jeffires 2-33  
 Cincinnati: Holman 2-51, McGee 2-23, Kattus 2-19

## AFC WILD CARD PLAYOFF GAME — 1991 HOUSTON 17, N.Y. JETS 10

**Astrodome, Houston — December 29, 1991**

<b>N.Y. Jets</b>	0	10	0	0	-	10
<b>Houston</b>	7	7	0	3	-	17

**Houston**—Givins 5 pass from Moon (Del Greco kick)  
**N.Y. Jets**—Toon 10 pass from O'Brien (Allegre kick)  
**Houston**—Givins 20 pass from Moon (Del Greco kick)  
**N.Y. Jets**—Allegre 33 field goal  
**Houston**—Del Greco 53 field goal

	<b>N.Y. Jets</b>	<b>Hou.</b>
First Downs	18	21
Rushes-Yards	23-71	20-71
Passing Yards	214	232
Total Yards	285	303
Had QB Sacked	1-7	4-39
Passes	31-21-3	40-28-1
Punts	2-36.0	2-44.5
Fumbles/Lost	0-0	3-1
Penalties/Yards	5-45	8-55

**A—61,485**

### INDIVIDUAL LEADERS

**RUSHING**—N.Y. Jets: Hector 12-46, Baxter 5-14, O'Brien 2-10  
 Houston: White 17-65, Moon 3-6  
**PASSING**—N.Y. Jets: O'Brien 31-21-3, 221 yards, 1 TD  
 Houston: Moon 40-28-1, 271 yards, 2 TDs  
**RECEIVING**—N.Y. Jets: Toon 8-96, Moore 4-70, McNeil 4-23, Boyer 3-20  
 Houston: Hill 9-77, Givins 6-83, Jeffires 4-49, White 4-31, Duncan 4-24

## AFC DIVISIONAL PLAYOFF GAME — 1991 DENVER 26, HOUSTON 24

**Mile High Stadium, Denver — January 4, 1992**

<b>Houston</b>	14	7	0	3	-	24
<b>Denver</b>	6	7	3	10	-	26

**Houston**—Jeffires 15 pass from Moon (Del Greco kick)  
**Houston**—Hill 9 pass from Moon (Del Greco kick)  
**Denver**—Johnson 10 pass from Elway (kick failed)  
**Houston**—Duncan 6 pass from Moon (Del Greco kick)  
**Denver**—Lewis 1 run (Treadwell kick)  
**Denver**—Treadwell 49 field goal  
**Houston**—Del Greco 25 field goal  
**Denver**—Lewis 1 run (Treadwell kick)  
**Denver**—Treadwell 28 field goal

	<b>Hou.</b>	<b>Den.</b>
First Downs	23	26
Rushes-Yards	19-97	31-151
Passing Yards	325	267
Total Yards	422	418
Had QB Sacked	0-0	0-0
Passes	36-27-1	34-20-1
Punts	1-44.0	2-40.5
Fumbles/Lost	0-0	3-0
Penalties/Yards	13-85	6-70

**A—59,145**

### INDIVIDUAL LEADERS

**RUSHING**—Houston: White 17-79, Moon 2-18  
 Denver: Green 17-59, Sewell 4-48, Elway 6-39  
**PASSING**—Houston: Moon 36-27-1, 325 yards, 3 TDs  
 Denver: Elway 33-19-1, 257 yards, 1 TD; Sewell 1-1-0, 10 yards, 0 TD  
**RECEIVING**—Houston: Jeffires 7-99, Givins 6-111, Duncan 6-40, White 5-35, Hill 2-21  
 Denver: Johnson 5-78, Young 4-85, Sewell 3-28, Sharpe 3-20



## AFC WILD CARD PLAYOFF GAME — 1992 BUFFALO 41, HOUSTON 38 (OT)

**Rich Stadium, Buffalo — January 3, 1993**

<b>Houston</b>	7	21	7	3	0	38
<b>Buffalo</b>	3	0	28	7	3	41

**Houston**—Jeffires 3 pass from Moon  
(Del Greco kick)

**Buffalo**—Christie 36 field goal

**Houston**—Slaughter 7 pass from Moon  
(Del Greco kick)

**Houston**—Duncan 26 pass from Moon  
(Del Greco kick)

**Houston**—Jeffires 27 pass from Moon  
(Del Greco kick)

**Houston**—McDowell 58 interception return  
(Del Greco kick)

**Buffalo**—K. Davis 1 run (Christie kick)

**Buffalo**—Beebe 38 pass from Reich  
(Christie kick)

**Buffalo**—Reed 26 pass from Reich  
(Christie kick)

**Buffalo**—Reed 18 pass from Reich  
(Christie kick)

**Buffalo**—Reed 17 pass from Reich  
(Christie kick)

**Houston**—Del Greco 26 field goal

**Buffalo**—Christie 32 field goal

	<b>Hou.</b>	<b>Buff.</b>
First Downs	27	19
Rushes-Yards	22-82	26-98
Passing Yards	347	268
Total Yards	429	366
Had QB Sacked	4-24	3-21
Passes	50-36-2	34-21-1
Punts	2-24.5	2-35.0
Fumbles/Lost	2-0	0-0
Penalties/Yards	4-30	4-30

**A**—75,141

### INDIVIDUAL LEADERS

**RUSHING**—Houston: White 19-75, Moon 2-7, Gr. Montgomery 1-0

Buffalo: K. Davis 1-68, Thomas 11-26, Gardner 1-5, Reich 1-(-1)

**PASSING**—Houston: Moon 50-36-2, 371 yards, 4 TDs

Buffalo: Reich 34-21-1, 289 yards, 4 TDs

**RECEIVING**—Houston: Givins 9-117, Jeffires 8-98, Slaughter 8-73, Duncan 8-57

Buffalo: Reed 8-136, Beebe 4-64, Metzelaars 3-43, K. Davis 2-25, Lofton 2-24



# YEAR-BY-YEAR SCORES

**1960: Won 10, Lost 4** Head Coach: Lou Rymkus  
**First—Eastern Conference (AFL)**

		ATTENDANCE	
9/11	at Oakland.....W	37-22	12,703
9/18	LOS ANGELES.....W	38-28	20,156
9/25	OAKLAND.....L	13-14	16,421
10/9	NEW YORK.....W	27-21	16,156
10/16	DALLAS.....W	20-10	19,026
10/23	at New York.....W	42-28	21,000
10/30	at Buffalo.....L	24-25	23,000
11/6	at Denver.....W	45-25	14,489
11/13	at Los Angeles.....L	21-24	14,489
11/20	DENVER.....W	20-10	20,778
11/25	at Boston.....W	24-10	27,123
12/4	at Dallas.....L	0-24	20,000
12/11	BUFFALO.....W	31-23	25,247
12/18	BOSTON.....W	37-21	22,352

## AFL CHAMPIONSHIP GAME

1/1	LOS ANGELES.....W	24-16	32,183
-----	-------------------	-------	--------

**1961: Won 10, Lost 3, Tied 1** Head Coach: Wally Lemm  
**First—Eastern Division (AFL)**

		ATTENDANCE	
9/9	OAKLAND.....W	55-0	16,231
9/24	at San Diego.....L	24-34	29,210
10/1	at Dallas.....L	21-26	28,000
10/8	BUFFALO.....L	12-22	22,761
10/13	at Boston.....T	31-31	15,070
10/22	DALLAS.....W	38-7	21,237
10/29	at Buffalo.....W	28-16	23,228
11/5	at Denver.....W	55-13	11,564
11/12	BOSTON.....W	27-15	35,649
11/19	NEW YORK.....W	49-13	33,428
11/26	DENVER.....W	45-14	27,864
12/3	SAN DIEGO.....W	33-13	37,854
12/10	at New York.....W	48-21	9,462
12/17	at Oakland.....W	47-16	4,821

## AFL CHAMPIONSHIP GAME

12/24	at San Diego.....W	10-3	29,556
-------	--------------------	------	--------

**1962: Won 11, Lost 3** Head Coach: Frank "Pop" Ivy  
**First—Eastern Division (AFL)**

		ATTENDANCE	
9/9	at Buffalo.....W	28-23	31,236
9/16	at Boston.....L	21-34	32,276
9/23	at San Diego.....W	42-17	28,061
10/7	BUFFALO.....W	17-14	26,350
10/14	NEW YORK.....W	56-17	20,650
10/21	at Denver.....L	10-20	34,496
10/28	DALLAS.....L	7-31	31,750
11/4	at Dallas.....W	14-6	29,017
11/11	at Oakland.....W	28-20	11,000
11/18	BOSTON.....W	21-17	35,250
11/25	SAN DIEGO.....W	33-27	28,235
12/2	DENVER.....W	34-17	30,650
12/9	OAKLAND.....W	32-17	27,400
12/15	at New York.....W	44-10	8,167

## AFL CHAMPIONSHIP GAME

12/23	Dallas.....L	17-20	37,981
-------	--------------	-------	--------

**1963: Won 6, Lost 8** Head Coach: Frank "Pop" Ivy  
**Third—Eastern Division (AFL)**

		ATTENDANCE	
9/7	OAKLAND.....L	13-24	24,749
9/14	DENVER.....W	20-14	23,147
9/22	at New York.....L	17-24	9,336
9/28	at Buffalo.....W	31-20	32,340
10/6	at Kansas City.....L	7-28	27,801
10/13	at Denver.....W	33-24	24,087
10/20	BUFFALO.....W	28-14	23,948
10/27	KANSAS CITY.....W	28-7	26,331
11/1	at Boston.....L	3-45	31,185
11/10	NEW YORK.....W	31-27	23,615
12/1	at San Diego.....L	0-27	31,713
12/8	BOSTON.....L	28-46	23,042
12/15	SAN DIEGO.....L	14-20	18,540
12/22	at Oakland.....L	49-52	17,401

**1964: Won 4, Lost 10** **Head Coach: Sammy Baugh**  
**Fourth—Eastern Division (AFL)**

			<b>ATTENDANCE</b>
9/12	at San Diego.....	L	22,632
9/19	OAKLAND.....	W	26,482
9/27	at Denver.....	W	22,651
10/4	at Kansas City.....	L	22,729
10/11	BUFFALO.....	L	26,218
10/17	at New York.....	L	32,840
10/25	SAN DIEGO.....	L	21,671
11/1	at Buffalo.....	L	40,119
11/6	at Boston.....	L	28,161
11/15	at Oakland.....	L	16,375
11/22	KANSAS CITY.....	L	17,782
11/29	BOSTON.....	L	17,560
12/13	NEW YORK.....	W	16,225
12/20	DENVER.....	W	15,839

**1965: Won 4, Lost 10** **Head Coach: Hugh "Bones" Taylor**  
**Fourth—Eastern Division (AFL)**

			<b>ATTENDANCE</b>
9/12	NEW YORK.....	W	52,680
9/19	BOSTON.....	W	32,445
9/26	at Oakland.....	L	18,166
10/3	at San Diego.....	L	28,190
10/17	at Denver.....	L	32,492
10/24	KANSAS CITY.....	W	34,670
10/31	at Buffalo.....	W	44,267
11/7	OAKLAND.....	L	35,729
11/14	DENVER.....	L	28,126
11/21	at New York.....	L	55,312
11/28	at Kansas City.....	L	16,457
12/5	BUFFALO.....	L	23,087
12/12	SAN DIEGO.....	L	34,120
12/18	at Boston.....	L	14,508

**1966: Won 3, Lost 11** **Head Coach: Wally Lemm**  
**Fourth (Tied)—Eastern Division (AFL)**

			<b>ATTENDANCE</b>
9/3	DENVER.....	W	30,156
9/10	OAKLAND.....	W	31,763
9/18	at New York.....	L	54,681
9/25	at Buffalo.....	L	42,526
10/2	at Denver.....	L	27,203
10/16	NEW YORK.....	W	30,823
10/23	MIAMI.....	L	23,173
10/30	at Kansas City.....	L	31,676
11/6	at Oakland.....	L	34,102
11/13	at Boston.....	L	23,426
11/20	BUFFALO.....	L	27,312
12/4	SAN DIEGO.....	L	17,569
12/11	BOSTON.....	L	17,100
12/18	at Miami.....	L	20,045

**1967: Won 9, Lost 4, Tied 1** **Head Coach: Wally Lemm**  
**First—Eastern Division (AFL)**

			<b>ATTENDANCE</b>
9/9	KANSAS CITY.....	L	28,003
9/17	at Buffalo.....	W	41,334
9/24	at San Diego.....	L	36,032
10/1	DENVER.....	W	21,798
10/15	at New York.....	T	62,729
10/22	at Kansas City.....	W	46,365
10/29	BUFFALO.....	W	30,060
11/5	at Boston.....	L	19,422
11/12	at Denver.....	W	30,392
11/26	BOSTON.....	W	28,044
12/3	MIAMI.....	W	20,979
12/10	OAKLAND.....	L	36,375
12/16	SAN DIEGO.....	W	19,870
12/23	at Miami.....	W	25,982

**AFL CHAMPIONSHIP GAME**

12/31	at Oakland.....	L	7-40	53,330
-------	-----------------	---	------	--------

**1968: Won 7, Lost 7 Head Coach: Wally Lemm**  
**Second—Eastern Division (AFL)**

		<b>ATTENDANCE</b>	
9/9	KANSAS CITY.....L	21-26	45,083
9/14	at Miami.....W	24-10	40,067
9/21	at San Diego.....L	14-30	46,217
9/29	OAKLAND.....L	15-24	46,098
10/6	MIAMI.....L	7-24	36,109
10/13	at Boston.....W	16-0	32,502
10/20	NEW YORK.....L	14-20	51,710
10/27	at Buffalo.....W	30-7	34,339
11/3	at Cincinnati.....W	27-17	24,012
11/10	at New York.....L	7-26	60,242
11/17	DENVER.....W	38-17	36,075
11/28	at Kansas City.....L	10-24	48,493
12/7	BUFFALO.....W	35-6	34,110
12/15	BOSTON.....W	45-17	34,198

**1969: Won 6, Lost 6, Tied 2 Head Coach: Wally Lemm**  
**Second—Eastern Division (AFL)**

		<b>ATTENDANCE</b>	
9/14	at Oakland.....L	17-21	49,361
9/21	at Buffalo.....W	17-3	40,146
9/28	MIAMI.....W	22-10	41,086
10/5	BUFFALO.....W	28-14	46,485
10/12	at Kansas City.....L	0-24	45,805
10/19	at New York.....L	17-26	63,841
10/26	DENVER.....W	24-21	45,348
11/2	at Boston.....L	0-24	19,006
11/9	CINCINNATI.....T	31-31	45,298
11/16	at Denver.....T	20-20	45,002
11/23	at Miami.....W	32-7	27,281
11/27	SAN DIEGO.....L	17-21	40,065
12/6	NEW YORK.....L	26-34	51,923
12/14	BOSTON.....W	27-23	39,215

**AFC PLAYOFF GAME**

12/21	at Oakland.....L	7-56	53,539
-------	------------------	------	--------

**1970: Won 3, Lost 10, Tied 1 Head Coach: Wally Lemm**  
**Fourth—Central Division**

		<b>ATTENDANCE</b>	
9/20	at Pittsburgh.....W	19-7	45,538
9/27	MIAMI.....L	10-20	39,840
10/4	at Cincinnati.....W	20-13	55,094
10/11	BALTIMORE.....L	20-24	48,050
10/18	PITTSBURGH.....L	3-7	42,799
10/25	at San Diego.....T	31-31	41,427
11/1	at St. Louis.....L	0-44	47,911
11/8	at Kansas City.....L	9-24	49,810
11/15	SAN FRANCISCO.....L	20-30	43,040
11/22	at Cleveland.....L	14-28	74,723
11/29	DENVER.....W	31-21	35,733
12/7	CLEVELAND.....L	10-21	50,528
12/13	CINCINNATI.....L	20-30	34,435
12/20	at Dallas.....L	10-52	50,504

**1971: Won 4, Lost 9, Tied 1 Head Coach: Ed Hughes**  
**Third—Central Division**

		<b>ATTENDANCE</b>	
9/19	at Cleveland.....L	0-31	73,387
9/26	KANSAS CITY.....L	16-20	46,498
10/3	NEW ORLEANS.....T	13-13	47,966
10/10	at Washington.....L	13-22	54,041
10/17	DETROIT.....L	7-31	45,885
10/24	at Pittsburgh.....L	16-23	45,872
10/31	CINCINNATI.....W	10-6	37,947
11/7	at New England.....L	20-28	53,155
11/14	at Oakland.....L	21-41	54,705
11/21	at Cincinnati.....L	13-28	59,390
11/28	CLEVELAND.....L	24-37	37,921
12/5	PITTSBURGH.....W	29-3	37,778
12/12	at Buffalo.....W	20-14	28,107
12/19	SAN DIEGO.....W	49-33	35,959

**1972: Won 1, Lost 13 Fourth—Central Division Head Coach: Bill Peterson**

		<b>ATTENDANCE</b>	
9/17	at Denver.....L	17-30	51,656
9/24	at Miami.....L	13-34	77,821
10/1	NEW YORK.....W	26-20	51,423
10/9	OAKLAND.....L	0-34	51,378
10/15	at Pittsburgh.....L	7-24	42,929
10/22	CLEVELAND.....L	17-23	38,113
10/29	at Cincinnati.....L	7-30	59,409
11/5	at Cleveland.....L	0-20	61,985
11/12	PHILADELPHIA.....L	17-18	34,175
11/19	GREEN BAY.....L	10-23	41,752
11/26	at San Diego.....L	20-34	46,289
12/3	at Atlanta.....L	10-20	58,850
12/10	PITTSBURGH.....L	3-9	36,528
12/17	CINCINNATI.....L	17-61	32,482

**1973: Won 1, Lost 13 Fourth—Central Division Head Coach: Bill Peterson (5 Games) Sid Gillman (9 Games)**

		<b>ATTENDANCE</b>	
9/16	at N.Y. Giants.....L	14-34	57,979
9/23	at Cincinnati.....L	10-24	51,823
9/30	PITTSBURGH.....L	7-36	39,331
10/7	LOS ANGELES.....L	26-31	34,874
10/14	DENVER.....L	20-48	32,801
10/21	at Cleveland.....L	13-42	61,146
10/28	at Chicago.....L	14-35	43,755
11/4	at Baltimore.....W	31-27	52,707
11/11	CLEVELAND.....L	13-23	37,280
11/18	at Kansas City.....L	14-39	68,444
11/25	NEW ENGLAND.....L	0-32	27,344
12/2	OAKLAND.....L	6-17	25,801
12/9	at Pittsburgh.....L	7-33	38,004
12/16	CINCINNATI.....L	24-27	21,955

**1974: Won 7, Lost 7 Second (Tied)—Central Division Head Coach: Sid Gillman**

		<b>ATTENDANCE</b>	
9/15	SAN DIEGO.....W	21-14	25,317
9/22	at Cleveland.....L	7-20	58,988
9/29	KANSAS CITY.....L	7-17	28,538
10/6	PITTSBURGH.....L	7-13	30,049
10/13	at Minnesota.....L	10-51	48,006
10/20	ST. LOUIS.....L	27-31	26,371
10/27	at Cincinnati.....W	34-21	55,434
11/3	at N.Y. Jets.....W	27-22	47,218
11/10	at Buffalo.....W	21-9	79,223
11/17	CINCINNATI.....W	20-3	44,054
11/24	DALLAS.....L	0-10	49,775
12/1	at Pittsburgh.....W	13-10	41,195
12/8	at Denver.....L	14-38	47,142
12/15	CLEVELAND.....W	28-24	33,299

**1975: Won 10, Lost 4 Third—Central Division Head Coach: O.A. "Bum" Phillips**

		<b>ATTENDANCE</b>	
9/21	at New England.....W	7-0	54,212
9/28	SAN DIEGO.....W	33-17	37,602
10/5	CINCINNATI.....L	19-21	45,321
10/12	at Cleveland.....W	40-10	49,984
10/19	WASHINGTON.....W	13-10	51,911
10/26	DETROIT.....W	24-8	50,084
11/2	at Kansas City.....W	17-13	65,449
11/9	at Pittsburgh.....L	17-24	49,460
11/16	MIAMI.....W	20-19	51,755
11/24	PITTSBURGH.....L	9-32	51,851
11/30	at Cincinnati.....L	19-23	59,574
12/7	at San Francisco.....W	27-13	49,618
12/14	at Oakland.....W	27-26	54,020
12/21	CLEVELAND.....W	21-10	47,934

**1976: Won 5, Lost 9 Head Coach: O.A. "Bum" Phillips**  
**Fourth—Central Division**

			<b>ATTENDANCE</b>
9/12	TAMPA BAY .....	W	20-0 43,911
9/19	at Buffalo .....	W	13-3 63,667
9/26	OAKLAND .....	L	13-14 45,426
10/3	at New Orleans .....	W	31-26 56,561
10/10	DENVER .....	W	17-3 51,041
10/17	at San Diego .....	L	27-30 33,327
10/24	CINCINNATI .....	L	7-27 50,968
11/1	at Baltimore .....	L	14-38 60,020
11/7	CLEVELAND .....	L	7-21 47,073
11/14	at Cincinnati .....	L	27-31 59,574
11/21	at Pittsburgh .....	L	16-32 47,947
11/28	ATLANTA .....	W	20-14 41,039
12/5	at Cleveland .....	L	10-13 60,226
12/11	PITTSBURGH .....	L	0-21 52,437

**1977: Won 8, Lost 6 Head Coach: O.A. "Bum" Phillips**  
**Second (Tied)—Central Division**

			<b>ATTENDANCE</b>
9/18	N. Y. JETS .....	W	20-0 42,181
9/25	at Green Bay .....	W	16-10 56,627
10/2	at Miami .....	L	7-27 51,973
10/9	PITTSBURGH .....	W	27-10 51,644
10/16	CLEVELAND .....	L	23-24 50,738
10/23	at Pittsburgh .....	L	10-27 48,517
10/30	at Cincinnati .....	L	10-13* 53,194
11/6	CHICAGO .....	W	47-0 51,177
11/13	at Oakland .....	L	29-34 54,598
11/20	at Seattle .....	W	22-10 63,817
11/27	KANSAS CITY .....	W	34-20 47,701
12/4	DENVER .....	L	14-24 51,455
12/11	at Cleveland .....	W	19-15 46,788
12/18	CINCINNATI .....	W	21-16 50,924

\*Overtime

**1978: Won 10, Lost 6 Head Coach: O.A. "Bum" Phillips**  
**Second—Central Division**

			<b>ATTENDANCE</b>
9/7	at Atlanta .....	L	14-20 59,733
9/10	at Kansas City .....	W	20-17 41,754
9/17	SAN FRANCISCO .....	W	20-19 49,242
9/24	LOS ANGELES .....	L	6-10 49,216
10/1	at Cleveland .....	W	16-13 73,481
10/8	at Oakland .....	L	17-21 54,468
10/15	BUFFALO .....	W	17-10 51,207
10/23	at Pittsburgh .....	W	24-17 48,021
10/29	at Cincinnati .....	L	13-28 56,346
11/5	CLEVELAND .....	W	14-10 51,024
11/12	at New England .....	W	26-23 61,297
11/20	MIAMI .....	W	35-30 51,874
11/26	CINCINNATI .....	W	17-10 51,331
12/3	PITTSBURGH .....	L	3-13 55,133
12/10	at New Orleans .....	W	17-12 65,975
12/17	SAN DIEGO .....	L	24-45 52,625

**AFC WILD CARD GAME**

12/24	at Miami .....	W	17-9 72,445
-------	----------------	---	-------------

**AFC DIVISIONAL PLAYOFF**

12/31	at New England .....	W	31-14 61,297
-------	----------------------	---	--------------

**AFC CHAMPIONSHIP GAME**

1/7	at Pittsburgh .....	L	5-34 49,417
-----	---------------------	---	-------------

**1979: Won 11, Lost 5 Head Coach: O.A. "Bum" Phillips**  
**Second—Central Division**

			<b>ATTENDANCE</b>
9/2	at Washington .....	W	29-27 54,582
9/9	at Pittsburgh .....	L	7-38 49,729
9/16	KANSAS CITY .....	W	20-6 45,654
9/23	at Cincinnati .....	W	30-27* 45,615
9/30	CLEVELAND .....	W	31-10 48,915
10/7	ST. LOUIS .....	L	17-24 53,043
10/14	at Baltimore .....	W	28-16 45,021
10/21	at Seattle .....	L	14-34 60,705
10/28	N.Y. JETS .....	W	27-24* 45,825
11/5	at Miami .....	W	9-6 70,273
11/11	OAKLAND .....	W	31-17 48,614
11/18	CINCINNATI .....	W	42-21 49,829
11/22	at Dallas .....	W	30-24 63,897
12/2	at Cleveland .....	L	7-14 69,112
12/10	PITTSBURGH .....	W	20-17 55,293
12/16	PHILADELPHIA .....	L	20-26 49,407

<b>AFC WILD CARD GAME</b>			
12/24	DENVER.....	W	13-7 48,776
<b>AFC DIVISIONAL PLAYOFF GAME</b>			
12/29	at San Diego.....	W	17-14 51,192
<b>AFC CHAMPIONSHIP GAME</b>			
1/6	at Pittsburgh.....	L	13-27 50,475
*Overtime			

**1980: Won 11, Lost 5 Head Coach: O.A. "Bum Phillips**  
**First (Tied)—Central Division**

<b>ATTENDANCE</b>			
9/7	at Pittsburgh.....	L	17-31 54,386
9/15	at Cleveland.....	W	16-7 80,243
9/21	BALTIMORE.....	W	21-16 46,421
9/28	at Cincinnati.....	W	13-10 50,413
10/5	SEATTLE.....	L	7-26 46,860
10/12	at Kansas City.....	L	20-21 75,048
10/19	TAMPA BAY.....	W	20-14 48,167
10/26	CINCINNATI.....	W	23-3 49,189
11/2	at Denver.....	W	20-16 74,717
11/10	NEW ENGLAND.....	W	38-34 51,524
11/16	at Chicago.....	W	10-6 59,390
11/23	at New York Jets.....	L	28-31* 52,528
11/30	CLEVELAND.....	L	14-17 51,514
12/4	PITTSBURGH.....	W	6-0 53,960
12/14	at Green Bay.....	W	22-3 53,201
12/21	MINNESOTA.....	W	20-16 51,064

<b>AFC WILD CARD GAME</b>			
12/28	at Oakland.....	L	7-27 52,762
*Overtime			

**1981: Won 7, Lost 9 Head Coach: Ed Biles**  
**Third—Central Division**

<b>ATTENDANCE</b>			
9/6	at Los Angeles.....	W	27-20 63,198
9/13	at Cleveland.....	W	9-3 79,483
9/20	MIAMI.....	L	9-20 47,379
9/27	at N.Y. Jets.....	L	17-33 50,300
10/4	CINCINNATI.....	W	17-10 44,350
10/11	SEATTLE.....	W	35-17 42,600
10/18	at New England.....	L	10-38 60,474
10/26	at Pittsburgh.....	L	13-26 52,372
11/1	at Cincinnati.....	L	21-34 54,326
11/8	OAKLAND.....	W	17-16 45,519
11/15	at Kansas City.....	L	10-23 73,984
11/22	NEW ORLEANS.....	L	24-27 49,581
11/29	ATLANTA.....	L	27-31 40,201
12/3	CLEVELAND.....	W	17-13 44,502
12/13	at San Francisco.....	L	6-28 55,707
12/20	PITTSBURGH.....	W	21-20

**1982: Won 1, Lost 8 Head Coach: Ed Biles**  
**Thirteenth—American Football Conference**

<b>ATTENDANCE</b>			
9/12	at Cincinnati.....	L	6-27 53,268
9/19	SEATTLE.....	W	23-21 43,117
11/21	PITTSBURGH.....	L	10-24 42,338
11/28	at New England.....	L	21-29 33,602
12/5	at N.Y. Giants.....	L	14-17 71,184
12/13	DALLAS.....	L	7-37 51,808
12/19	at Philadelphia.....	L	14-35 44,119
12/26	CLEVELAND.....	L	14-20 36,555
1/2/83	CINCINNATI.....	L	27-35 26,522

**1983: Won 2, Lost 14 Head Coach: Ed Biles (6 Games)**  
**Fourth—Central Division Chuck Studley (10 Games)**

<b>ATTENDANCE</b>			
9/4	GREEN BAY.....	L	38-41* 44,073
9/11	at L.A. Raiders.....	L	6-20 37,521
9/18	PITTSBURGH.....	L	28-40 44,150
9/25	at Buffalo.....	L	13-30 60,070
10/2	at Pittsburgh.....	L	10-17 56,901
10/9	DENVER.....	L	14-26 44,209
10/16	at Minnesota.....	L	14-34 58,910
10/23	KANSAS CITY.....	L	10-13* 39,462
10/30	at Cleveland.....	L	19-25* 66,955
11/6	CINCINNATI.....	L	14-55 39,706
11/13	DETROIT.....	W	27-17 40,660
11/20	at Cincinnati.....	L	10-38 46,375
11/27	at Tampa Bay.....	L	24-33 38,625
12/4	MIAMI.....	L	17-24 39,434
12/11	CLEVELAND.....	W	34-27 29,746
12/18	at Baltimore.....	L	10-20 20,418

\*Overtime

**1984: Won 3, Lost 13 Fourth—Central Division Head Coach: Hugh Campbell**

		<b>ATTENDANCE</b>	
9/2	L.A. RAIDERS.....L	14-24	49,092
9/9	INDIANAPOLIS.....L	21-35	43,820
9/16	at San Diego.....L	14-31	52,266
9/23	at Atlanta.....L	10-42	45,248
9/30	NEW ORLEANS.....L	10-27	43,108
10/7	at Cincinnati.....L	3-13	43,637
10/14	at Miami.....L	10-28	54,435
10/21	SAN FRANCISCO.....L	21-34	39,900
10/28	CINCINNATI.....L	13-31	34,010
11/4	at Pittsburgh.....L	7-35	48,892
11/11	at Kansas City.....W	17-16	44,464
11/18	N.Y. JETS.....W	31-20	40,141
11/25	at Cleveland.....L	10-27	46,077
12/2	PITTSBURGH.....W	23-20*	39,786
12/9	at L.A. Rams.....L	16-27	49,092
12/16	CLEVELAND.....L	20-27	33,676

\*Overtime

**1985: Won 5, Lost 11 Fourth—Central Division Head Coach: Hugh Campbell (14 Games) Jerry Glanville (2 Games)**

		<b>ATTENDANCE</b>	
9/8	MIAMI.....W	26-23	47,656
9/15	at Washington.....L	13-16	53,553
9/22	at Pittsburgh.....L	0-20	58,572
9/29	DALLAS.....L	10-17	49,686
10/6	at Denver.....L	20-31	74,699
10/13	CLEVELAND.....L	6-21	38,386
10/20	CINCINNATI.....W	44-27	35,590
10/27	at St. Louis.....W	20-10	43,190
11/3	KANSAS CITY.....W	23-20	41,238
11/10	at Buffalo.....L	0-20	21,831
11/17	PITTSBURGH.....L	7-30	45,977
11/24	SAN DIEGO.....W	37-35	34,336
12/1	at Cincinnati.....L	27-45	46,140
12/8	N.Y. GIANTS.....L	14-35	36,576
12/15	at Cleveland.....L	21-28	50,793
12/22	at Indianapolis.....L	16-34	55,818

**1986: Won 5, Lost 11 Fourth—Central Division Head Coach: Jerry Glanville**

		<b>ATTENDANCE</b>	
9/7	at Green Bay.....W	31-3	54,065
9/14	CLEVELAND.....L	20-23	46,049
9/21	at Kansas City.....L	13-27	43,699
9/28	PITTSBURGH.....L	16-22*	42,001
10/5	at Detroit.....L	13-24	41,960
10/12	CHICAGO.....L	7-20	46,026
10/19	at Cincinnati.....L	28-31	53,844
10/26	L.A. RAIDERS.....L	17-28	41,641
11/2	at Miami.....L	7-28	43,804
11/9	CINCINNATI.....W	32-28	32,130
11/16	at Pittsburgh.....L	10-21	49,724
11/23	INDIANAPOLIS.....W	31-17	31,792
11/30	at Cleveland.....L	10-13*	62,309
12/7	at San Diego.....L	0-27	40,103
12/14	MINNESOTA.....W	23-10	32,738
12/21	BUFFALO.....W	16-7	31,409

\*Overtime

**1987: Won 9, Lost 6 Second—Central Division Head Coach: Jerry Glanville**

		<b>ATTENDANCE</b>	
9/13	L.A. RAMS.....W	20-16	33,186
9/20	at Buffalo.....L	30-34	56,534
10/4	at Denver.....W	40-10	38,494
10/11	at Cleveland.....W	15-10	38,927
10/18	NEW ENGLAND.....L	7-21	26,294
10/25	ATLANTA.....W	37-33	29,062
11/1	at Cincinnati.....W	31-29	52,700
11/8	at San Francisco.....L	20-27	59,740
11/15	at Pittsburgh.....W	23-3	56,177
11/22	CLEVELAND.....L	7-40	51,161
11/29	at Indianapolis.....L	27-51	54,999
12/6	SAN DIEGO.....W	33-18	31,714
12/13	at New Orleans.....L	10-24	68,257
12/20	PITTSBURGH.....W	24-16	38,683
12/27	CINCINNATI.....W	21-17	49,775

**AFC WILD CARD GAME**

1/3	SEATTLE.....W	23-20*	49,622
-----	---------------	--------	--------

**AFC DIVISIONAL PLAYOFF GAME**

1/10	at Denver.....L	10-34	75,968
------	-----------------	-------	--------

\*Overtime



**1988: Won 10, Lost 6 Head Coach: Jerry Glanville**  
**Second (Tied)—Central Division**

			<b>ATTENDANCE</b>	
9/4	at Indianapolis.....	W	17-14*	57,251
9/11	L.A. RAIDERS.....	W	38-35	46,050
9/18	at New York Jets.....	L	3-45	64,683
9/25	NEW ENGLAND.....	W	31-6	38,646
10/2	at Philadelphia.....	L	23-32	64,692
10/9	KANSAS CITY.....	W	7-6	39,134
10/16	at Pittsburgh.....	W	34-14	52,229
10/23	at Cincinnati.....	L	21-44	54,659
10/30	WASHINGTON.....	W	41-17	48,781
11/7	CLEVELAND.....	W	24-17	51,467
11/13	at Seattle.....	L	24-27	60,446
11/20	PHOENIX.....	W	38-20	43,843
11/24	at Dallas.....	W	25-17	50,845
12/4	PITTSBURGH.....	L	34-37	47,791
12/11	CINCINNATI.....	W	41-6	50,269
12/18	at Cleveland.....	L	23-28	74,610

**AFC WILD CARD GAME**

12/24	at Cleveland.....	W	24-23	74,977
-------	-------------------	---	-------	--------

**AFC DIVISIONAL PLAYOFF GAME**

1/1	at Buffalo.....	L	10-17	79,532
-----	-----------------	---	-------	--------

\*Overtime

**1989: Won 9, Lost 7 Head Coach: Jerry Glanville**  
**Second (Tied)—Central Division**

			<b>ATTENDANCE</b>	
9/10	at Minnesota.....	L	7-38	54,015
9/17	at San Diego.....	W	34-27	42,013
9/24	BUFFALO.....	L	41-47*	57,278
10/1	MIAMI.....	W	39-7	53,326
10/8	at New England.....	L	13-23	59,828
10/15	at Chicago.....	W	33-28	64,383
10/22	PITTSBURGH.....	W	27-0	59,091
10/29	at Cleveland.....	L	17-28	78,765
11/5	DETROIT.....	W	35-31	48,056
11/13	CINCINNATI.....	W	26-24	60,694
11/19	L.A. RAIDERS.....	W	23-7	59,198
11/26	at Kansas City.....	L	0-34	51,342
12/3	at Pittsburgh.....	W	23-16	40,541
12/10	TAMPA BAY.....	W	20-17	54,532
12/17	at Cincinnati.....	L	7-61	47,510
12/23	CLEVELAND.....	L	20-24	58,852

**AFC WILD CARD GAME**

12/31	PITTSBURGH.....	L	23-26*	58,306
-------	-----------------	---	--------	--------

\*Overtime

**1990: Won 9, Lost 7 Head Coach: Jack Pardee**  
**First (Tied)—Central Division**

			<b>ATTENDANCE</b>	
9/9	at Atlanta.....	L	27-47	56,222
9/16	at Pittsburgh.....	L	9-20	54,814
9/23	INDIANAPOLIS.....	W	24-10	50,093
9/30	at San Diego.....	W	17-7	48,762
10/7	SAN FRANCISCO.....	L	21-24	59,931
10/14	CINCINNATI.....	W	48-17	53,501
10/21	NEW ORLEANS.....	W	23-10	57,908
10/28	NEW YORK JETS.....	L	12-17	56,337
11/4	at L.A. Rams.....	L	13-17	52,628
11/18	at Cleveland.....	W	35-23	76,726
11/26	BUFFALO.....	W	27-24	60,130
12/2	at Seattle.....	L	10-13*	57,592
12/9	CLEVELAND.....	W	58-14	54,469
12/16	at Kansas City.....	W	27-10	61,756
12/23	at Cincinnati.....	L	20-40	60,044
12/30	PITTSBURGH.....	W	34-14	56,906

**AFC WILD CARD GAME**

1/6	at Cincinnati.....	L	14-41	60,012
-----	--------------------	---	-------	--------

\*Overtime

**1991: Won 11, Lost 5  
First—Central Division**

**Head Coach: Jack Pardee**

			<b>ATTENDANCE</b>
9/1	L.A. RAIDERS.....	W	47-17 61,367
9/8	at Cincinnati.....	W	30-7 56,463
9/16	KANSAS CITY.....	W	17-7 61,058
9/22	at New England.....	L	20-24 30,702
10/6	DENVER.....	W	42-14 59,145
10/13	at New York Jets.....	W	23-20 70,758
10/20	at Miami.....	W	17-13 60,705
10/27	CINCINNATI.....	W	35-3 58,634
11/3	at Washington.....	L	13-16* 55,096
11/10	DALLAS.....	W	26-23* 63,001
11/17	CLEVELAND.....	W	28-24 58,155
11/24	at Pittsburgh.....	L	14-26 45,795
12/2	PHILADELPHIA.....	L	6-13 62,141
12/8	PITTSBURGH.....	W	31-6 59,225
12/15	at Cleveland.....	W	17-14 55,680
12/21	at New York Giants.....	L	20-24 63,421

**AFC WILD CARD GAME**

12/29	NEW YORK JETS.....	W	17-10 61,485
-------	--------------------	---	--------------

**AFC DIVISIONAL PLAYOFF GAME**

1/4	at Denver.....	L	24-26 75,301
-----	----------------	---	--------------

\*Overtime

**1992: Won 10, Lost 6  
Second—Central Division**

**Head Coach: Jack Pardee**

			<b>ATTENDANCE</b>
9/6	PITTSBURGH.....	L	24-29 63,713
9/13	at Indianapolis.....	W	20-10 44,851
9/20	KANSAS CITY.....	W	23-20* 60,955
9/27	SAN DIEGO.....	W	27-0 57,491
10/11	at Cincinnati.....	W	38-24 54,254
10/18	at Denver.....	L	21-27 74,827
10/25	CINCINNATI.....	W	26-10 58,701
11/1	at Pittsburgh.....	L	20-21 58,074
11/8	CLEVELAND.....	L	14-24 57,348
11/15	at Minnesota.....	W	17-13 56,726
11/22	at Miami.....	L	16-19 63,597
11/26	at Detroit.....	W	24-21 73,711
12/7	CHICAGO.....	W	24-7 62,193
12/13	GREEN BAY.....	L	14-16 57,285
12/20	at Cleveland.....	W	17-14 59,898
12/27	BUFFALO.....	W	27-3 61,742

**AFC WILD CARD GAME**

1/3	at Buffalo.....	L	38-41* 75,141
-----	-----------------	---	---------------

\*Overtime



# PRE-SEASON SCORES

Date	Hou.	Opp.	Date	Hou.	Opp.
<b>1960 (2-3)</b>			<b>1967 (0-4)</b>		
8/6	Dallas	10 27	8/5	KANSAS CITY	9 34
	(Tulsa, OK)		8/12	at Oakland	7 24
8/13	at L.A. Chargers	13 22	8/26	N.Y. Jets	7 13
8/20	DENVER	42 3		(Charlotte, NC)	
8/26	N.Y. Titans	30 14	9/2	DALLAS	17 30
	(Mobile, AL)				
9/12	at Dallas	3 24	<b>1968 (4-1)</b>		
<b>1961 (3-2)</b>			8/1	WASHINGTON	9 3
8/6	at San Diego	14 27	8/12	N.Y. JETS	28 14
8/11	Oakland	35 17	8/18	NEW ORLEANS	24 23
	(Honolulu, HI)		8/23	Buffalo	37 7
8/18	San Diego	28 42		(Tulsa, OK)	
	(Honolulu, HI)		8/31	DALLAS	19 33
8/25	N.Y. Titans	30 20	<b>1969 (3-2)</b>		
	(Greenville, SC)		8/2	BUFFALO	24 7
9/1	Denver	42 20	8/15	BALTIMORE	29 33
	Mobile, AL)		8/22	CHICAGO	19 17
<b>1962 (4-1)</b>			8/28	DALLAS	11 14
8/4	N.Y. TITANS	33 27	9/6	at New Orleans	30 14
8/10	Denver	33 17	<b>1970 (2-4)</b>		
	(Atlanta, GA)		8/8	CHICAGO	13 23
8/18	Boston	20 10	8/15	NEW ORLEANS	10 19
	(New Orleans, LA)		8/22	MINNESOTA	7 14
8/23	Buffalo	14 21	8/29	DALLAS	37 21
	(Mobile, AL)		9/5	at L.A. Rams	3 20
8/31	Dallas	34 31	9/13	at Philadelphia	27 7
	(Miami, FL)			(Miami)	
<b>1963 (3-2)</b>			<b>1971 (4-3)</b>		
8/3	at Denver	10 27	7/31	L.A. Rams	6 17
8/9	N.Y. Jets	17 0		(Canton, OH)	
	(Shreveport, LA)		8/9	N.Y. GIANTS	35 6
8/14	Boston	21 20	8/14	at St. Louis	14 16
	(Lowell, MA)		8/21	PHILADELPHIA	21 17
8/22	SAN DIEGO	3 21	8/26	DALLAS	20 28
8/31	Kansas City	23 17	9/4	CHICAGO	37 17
	(Wichita, KS)		9/12	at New Orleans	24 17
<b>1964 (1-4)</b>			<b>1972 (2-3-1)</b>		
8/9	at Boston	38 7	8/5	at Dallas	24 25
8/15	San Diego	36 44	8/10	at Chicago	17 20
	(Little Rock, AR)		8/19	GREEN BAY	20 3
8/20	DENVER	20 32	8/24	ST. LOUIS	33 24
8/29	Oakland	20 34	9/4	at Minnesota	14 26
	(Las Vegas, NV)		9/10	NEW ORLEANS	14 14
9/3	KANSAS CITY	17 27	<b>1973 (2-4)</b>		
<b>1965 (5-0)</b>			8/3	N.Y. JETS	13 16
8/7	N.Y. Jets	21 16	8/11	CHICAGO	7 34
	(Alexandria, VA)		8/18	at Green Bay	14 33
8/14	at Buffalo	29 7	8/23	DALLAS	27 24
8/21	BOSTON	27 6	9/1	BALTIMORE	20 9
8/28	Denver	25 3	9/9	at New Orleans	10 16
	(San Antonio, TX)		<b>1974 (3-3)</b>		
9/4	San Diego	13 10	8/3	N.Y. GIANTS	16 7
	(Little Rock, AR)		8/9	at Washington	48 3
<b>1966 (1-3)</b>			8/17	at Dallas	13 19
8/12	OAKLAND	26 17	8/26	ATLANTA	6 10
8/13	N.Y. Jets	10 16	8/31	CHICAGO	37 20
	(Birmingham, AL)		9/7	NEW ORLEANS	16 24
8/20	Buffalo	16 28			
	(Little Rock, AR)				
8/27	at Kansas City	20 31			

Date	Hou. Opp.	Date	Hou. Opp.
<b>1975 (3-3)</b>			
8/9	at New Orleans .....13 7	8/4	at Tampa Bay .....17 30
8/16	WASHINGTON .....24 13	8/11	N.Y. JETS .....36 17
8/23	at Denver .....21 27	8/18	NEW ORLEANS .....19 31
8/30	DALLAS .....14 17	8/25	at Dallas .....24 31
9/8	BALTIMORE .....21 26	<b>1985 (1-4)</b>	
9/13	at Chicago .....24 13	8/3	N.Y. Giants .....20 21 (Canton, OH)
<b>1976 (0-6)</b>			
8/2	at Kansas City (OT) ....3 9	8/10	at L.A. Rams .....3 7
8/7	NEW ORLEANS .....10 13		at New Orleans .....23 20
8/14	N.Y. GIANTS .....14 30	8/24	KANSAS CITY .....19 24
8/21	N.Y. JETS .....24 27	8/31	at Dallas .....10 20
8/28	MIAMI .....6 10	<b>1986 (4-0)</b>	
9/4	at Dallas (OT).....20 26	8/5	at L.A. Rams.....17 14
<b>1977 (2-4)</b>			
8/8	at Oakland .....0 40	8/16	BUFFALO .....23 20
8/14	BALTIMORE .....7 14	8/23	NEW ORLEANS .....24 13
8/20	CHICAGO .....10 14	8/30	at Dallas .....17 14
8/29	SAN FRANCISCO ....17 3	<b>1987 (2-2)</b>	
9/3	DALLAS .....23 14	8/13	KANSAS CITY .....20 32
9/10	at New Orleans .....16 20	8/22	at New Orleans .....16 13
<b>1978 (1-3)</b>			
8/5	DENVER .....12 17	8/29	at Indianapolis .....6 17
8/14	PHILADELPHIA .....10 28	9/5	at Dallas .....18 13
8/19	at Dallas .....27 13	<b>1988 (4-0)</b>	
8/26	NEW ORLEANS .....3 17	8/4	BUFFALO .....13 9
<b>1979 (1-3)</b>			
8/2	N.Y. JETS .....14 21	8/13	New England .....27 14 (Memphis, TN)
8/12	ST. LOUIS .....9 7	8/20	at L.A. Rams .....20 17
8/18	at Dallas .....13 16	8/27	at Dallas .....54 10
8/24	at New Orleans .....7 10	<b>1989 (2-2)</b>	
<b>1980 (2-2)</b>			
8/11	TAMPA BAY .....7 21	8/12	at Tampa Bay .....23 41
8/17	NEW ORLEANS .....20 17	8/19	Miami .....26 10 (Jacksonville, FL)
8/23	at Dallas .....13 20	8/26	L.A. Raiders .....23 21 (Oakland, CA)
8/28	BUFFALO .....24 7	9/2	at Dallas .....28 30
<b>1981 (1-3)</b>			
8/6	PHILADELPHIA .....13 10	<b>1990 (1-3)</b>	
8/15	at New Orleans .....7 27	8/9	DETROIT .....10 34
8/22	at Tampa Bay .....17 27	8/18	N.Y. GIANTS .....10 13
8/29	at Dallas .....20 28	8/26	at Minnesota .....21 22
<b>1982 (2-2)</b>			
8/12	NEW ORLEANS .....22 20	9/1	at Dallas .....27 6
8/22	N.Y. JETS .....16 33	<b>1991 (2-2)</b>	
8/28	TAMPA BAY .....21 6	8/3	at San Diego.....29 31
9/4	at Dallas .....14 20	8/9	ATLANTA .....7 36
<b>1983 (0-4)</b>			
8/4	BALTIMORE .....0 15	8/18	DALLAS .....30 20
8/13	TAMPA BAY .....17 23	8/22	L.A. Rams .....16 13 (Memphis, TN)
8/20	at New Orleans .....13 20	<b>1992 (4-1)</b>	
8/27	at Dallas .....31 34	8/1	Dallas .....34 23 (Tokyo, Japan)
		8/9	at Detroit .....17 7
		8/18	at Dallas .....17 16
		8/22	at New Orleans .....33 3
		8/29	at L.A. Raiders .....26 30

# OILERS VS. THE NFL

**h** denotes home games

## ATLANTA FALCONS

	OILERS	OPP.
1972	10	20
1976h	20	14
1978	14	20
1981h	27	31
1984	10	42
1987h	37	33
1990	27	47

**Atlanta 5, Houston 2**  
(h: 2-1, a: 0-4)

## BUFFALO BILLS

	OILERS	OPP.
1960	24	25
1960h	31	23
1961h	12	22
1961	28	16
1962	28	23
1962h	17	14
1963	31	20
1963h	28	14
1964h	17	48
1964	10	24
1965	19	17
1965h	18	29
1966	20	27
1966h	20	42
1967	20	3
1967h	10	3
1968	30	7
1968h	35	6
1969	17	3
1969h	28	14
1971	20	14
1974	21	9
1976	13	3
1978h	17	10
1983	13	30
1985	0	20
1986h	16	7
1987	30	34
1988	10	17*
1989h	41	47**
1990h	27	24
1992h	27	3
1992	38	41***

**Houston 20, Buffalo 13**  
(h: 10-5, a: 10-8)

\*AFC Playoff  
\*\*Overtime

## CHICAGO BEARS

	OILERS	OPP.
1973	14	35
1977h	47	0
1980	10	6
1986h	7	20
1989	33	28
1992h	24	7

**Houston 4, Chicago 2**  
(h: 2-1, a: 2-1)

## CINCINNATI BENGALS

	OILERS	OPP.
1968	27	17
1969h	31	31
1970	20	13
1970h	20	30
1971h	0	6
1971	13	28
1972	7	30
1972h	17	61
1973	10	24

1973h	24	27
1974	34	21
1974h	20	3
1975h	19	21
1975	19	23
1976h	7	27
1976	27	31
1977	10	13*
1977h	21	16
1978	13	28
1978h	17	10
1979	30	27*
1979h	42	21
1980	13	10
1980h	23	3
1981h	17	10
1981	21	34
1982	6	27
1982h	27	35
1983h	14	55
1983	10	38
1984	3	13
1984h	13	31
1985h	44	27
1985	27	45
1986	28	31
1986h	32	28
1987	31	29
1987h	21	17
1988	21	44
1988h	41	6
1989h	26	24
1989	7	61
1990h	48	17
1990	20	40
1990	14	41**
1991	30	7
1991h	35	3
1992	38	24
1992h	26	10

**Cincinnati 25, Houston 23**  
(1 tie)

(h: 15-8-1, a: 8-17)

\*Overtime

\*\*AFC Wild Card Game

## CLEVELAND BROWNS

	OILERS	OPP.
1970	14	28
1970h	10	21
1971	0	31
1971h	24	37
1972h	17	23
1972	0	20
1973	13	42
1973h	13	23
1974	7	20
1974h	28	24
1975	40	10
1975h	21	10
1976h	7	21
1976	10	13
1977h	23	24
1977	19	15
1878	16	13
1978h	14	10
1979h	31	10
1979	7	14
1980	16	7
1980h	14	17
1981	9	3
1981h	17	13
1982h	14	20
1983	19	25*
1983h	34	27
1984	10	27
1984h	20	27
1985h	6	21
1985	21	28
1986h	20	23

1986	10	13**
1987	15	10
1987h	7	40
1988h	24	17
1988	23	28
1988	24	23**
1989	17	28
1989h	20	24
1990	35	23
1990h	58	14
1991h	28	24
1991	17	14
1992h	14	24
1992	17	14

**Cleveland 27, Houston 19**  
(h: 9-14, a: 10-13)

\*Overtime

\*\*AFC Wild Card Game

**DALLAS COWBOYS**

	OILERS	OPP.
1970	10	52
1974h	0	10
1979	30	24
1982h	7	37
1985h	10	17
1988	25	17
1991h	26	23*

**Dallas 4, Houston 3**  
(h: 1-3, a: 2-1)

\*Overtime

**DENVER BRONCOS**

	OILERS	OPP.
1960	45	25
1960h	20	10
1961	55	13
1961h	45	14
1962	10	20
1962h	34	17
1963h	20	14
1963	33	24
1964	38	17
1964	34	15
1965	17	28
1965h	21	31
1966h	45	7
1966	38	40
1967h	10	6
1967	20	18
1968h	38	17
1969h	24	21
1969	20	20
1970h	31	21
1972	17	30
1973h	20	48
1974	14	38
1976h	17	3
1977h	14	24
1979h	13	7*
1980	20	16
1983h	14	26
1985	20	31
1987	40	10
1987	10	34*
1991h	42	14
1991	24	26*
1992	21	27

**Houston 20, Denver 13 (1 tie)**  
(h: 12-4, a: 8-9-1)

\*AFC Playoff

**DETROIT LIONS**

	OILERS	OPP.
1971h	7	31
1975h	24	8
1983h	27	17
1986	13	24
1989h	35	31
1992	24	21

**Houston 4, Detroit 2**  
(h: 3-1, a: 1-1)

**GREEN BAY PACKERS**

	OILERS	OPP.
1972h	10	23
1977	16	10
1980	22	3
1983h	38	41*
1986	31	3
1992h	14	16

**Houston 3, Green Bay 3**  
(h: 0-3, a: 3-0)

\*Overtime

**INDIANAPOLIS COLTS**

	OILERS	OPP.
1970h	20	24
1973	31	27
1976	14	38
1979	28	16
1980h	21	16
1983	10	20
1984h	21	35
1985	16	34
1986h	31	17
1987	27	51
1988	17	14*
1990h	24	10
1992	20	10

**Houston 7, Indianapolis 6**  
(h: 3-2, a: 4-4)

\*Overtime

**KANSAS CITY CHIEFS**

	OILERS	OPP.
1960h	20	10
1960	0	24
1961	21	26
1961h	38	7
1962h	7	31
1962	14	6
1962h	17	20*
1963	7	28
1963h	28	7
1964	7	28
1964h	19	28
1965h	38	36
1965	21	52
1966	23	48
1967h	20	25
1967	24	19
1968h	21	26
1968	10	24
1969	0	24
1970	9	24
1971h	16	20
1973	14	39
1974h	7	17
1975	17	13
1977h	34	20
1978	20	17
1979h	20	6
1980	20	21
1981	10	23
1983h	10	13
1984	17	16
1985h	23	20
1986	13	27
1988h	7	6
1989	0	34
1990	27	10
1991h	17	7
1992h	23	20**

**Kansas City 22, Houston 16**  
(h: 10-8, a: 6-14)

\*AFL Championship Game

\*\*Overtime

**LOS ANGELES RAIDERS**

	OILERS	OPP.
1960	37	22
1960h	13	14
1961h	55	0
1961	47	16
1962	28	20
1962h	32	17
1963h	13	24
1963	49	52
1964h	42	28
1964	10	20
1965	17	21
1965h	21	33
1966h	31	0
1966	23	38
1967h	7	19
1967	7	40*
1968h	15	24
1969	17	21
1969h	7	56**
1971	21	41
1972h	0	34
1973h	6	17
1975h	27	26
1976h	13	14
1977	29	34
1978	17	21
1979h	31	17
1980	7	27***
1981h	17	16
1983	6	20
1984h	14	24
1986h	17	28
1988h	38	35
1989h	23	7
1991h	47	17

**L.A. Raiders 22, Houston 13**  
(h: 10-11, a: 3-11)

\*AFL Championship Game

\*\*AFL Playoff

\*\*\*AFC Wild Card Game

**LOS ANGELES RAMS**

	OILERS	OPP.
1973h	26	31
1978h	6	10
1981	27	20
1984	16	27
1987h	20	16
1990	13	17

**L.A. Rams 4, Houston 2**  
(h: 1-2, a: 1-2)

**MIAMI DOLPHINS**

	OILERS	OPP.
1966h	13	20
1966	28	29
1967h	17	14
1967	41	10
1968	24	10
1968h	7	24
1969h	22	10
1969	32	7
1970h	10	20
1972	13	34
1975h	20	19
1977	7	27
1978h	35	30
1978	17	9*
1979	9	6
1981h	10	16
1983h	17	24
1984	10	28
1985h	23	20
1986	7	28
1989h	39	7
1991	17	13
1992	16	19

**Houston 12, Miami 11**  
(h: 6-5, a: 6-6)

\*AFC Playoff

**MINNESOTA VIKINGS**

	OILERS	OPP.
1974	10	51
1980h	20	16
1983	14	34
1986h	23	10
1989	7	38
1992	17	13

**Houston 3, Minnesota 3**  
(h: 2-0, a: 1-3)

**NEW ENGLAND PATRIOTS**

	OILERS	OPP.
1960	24	10
1960h	37	21
1961	31	31
1961h	27	15
1962	21	34
1962h	21	17
1963	3	45
1963h	28	46
1964	24	25
1964h	17	34
1965h	31	10
1965	14	42
1966	21	27
1966h	14	38
1967	7	18
1967h	27	6
1968	16	0
1968h	45	17
1969	0	24
1969h	27	23
1971	20	28
1973h	0	32
1975	7	0
1978	26	23
1978	31	14†
1980h	38	34
1981	10	38
1982	21	29
1987h	7	21
1988h	31	6
1989	13	23
1991	20	24

**New England 17, Houston 14**  
(1 tie)

(h: 9-5, a: 5-12-1)

\*AFC Playoff

**NEW ORLEANS SAINTS**

	OILERS	OPP.
1971h	13	13
1976	31	26
1978	17	12
1981h	24	27
1984h	10	27
1987	10	24
1990h	23	10

**Houston 3, New Orleans 3**  
(1 tie)

(h: 1-2-1, a: 2-1)

**NEW YORK GIANTS**

	OILERS	OPP.
1973	14	34
1982	14	17
1985h	14	35
1991	20	24

**N.Y. Giants 4, Houston 0**  
(h: 0-1, a: 0-3)

**NEW YORK JETS**

	OILERS	OPP.
1960h	27	21
1960	42	28
1961h	49	13

1961	48	21
1962h	56	17
1962	44	10
1963	17	24
1963h	31	27
1964	21	24
1964h	33	17
1965h	27	21
1965	14	41
1966	13	52
1966h	24	0
1967	28	28
1968h	14	20
1968	7	26
1969	17	26
1969h	26	34
1972h	26	20
1974	27	22
1977h	20	0
1979h	27	24
1980	28	31 <sup>a</sup>
1981	17	31
1984h	31	20
1988	3	45
1990h	12	17
1991	23	20
1991h	17	10 <sup>**</sup>

**Houston 17, N.Y. Jets 12**  
(1 tie)  
(h: 12-3, a: 5-9-1)

<sup>\*</sup>Overtime  
<sup>\*\*</sup>AFC Wild Card Game

**PHILADELPHIA EAGLES**

	OILERS	OPP.
1972h	17	18
1979h	20	26
1982	14	35
1988	23	32
1991h	6	13

**Philadelphia 5, Houston 0**  
(h: 0-3, a: 0-2)

**PHOENIX CARDINALS**

	OILERS	OPP.
1970	0	44
1974h	27	31
1979h	17	24
1985	20	10
1988h	38	20

**Phoenix 3, Houston 2**  
(h: 1-2, a: 1-1)

**PITTSBURGH STEELERS**

	OILERS	OPP.
1970	19	7
1970h	3	7
1971	16	23
1971h	29	3
1972	7	24
1972h	3	9
1973h	7	36
1973	7	33
1974h	7	13
1974	13	10
1975	17	24
1975h	9	32
1976	16	32
1976h	0	21
1977h	27	10
1977	10	27
1978	24	17
1978h	3	13
1978	5	34 <sup>*</sup>
1979	7	38
1979h	20	17
1979	13	27 <sup>*</sup>
1980	17	31
1980h	6	0
1981	13	26
1981h	21	20

1982h	10	24
1983h	28	40
1983	10	17
1984	7	35
1984h	23	20 <sup>**</sup>
1985	0	20
1985h	7	30
1986h	16	22 <sup>**</sup>
1986	10	21
1987	23	3
1987h	24	16
1988	34	14
1988h	34	37
1989h	27	0
1989	23	16
1989h	23	26 <sup>***</sup>
1990	9	20
1990h	34	14
1991	14	26
1991h	31	6
1992h	24	29
1992	20	21

**Pittsburgh 32, Houston 16**  
(h: 10-14, a: 6-18)

<sup>\*</sup>AFC Championship Game

<sup>\*\*</sup>Overtime

<sup>\*\*\*</sup>AFC Wild Card game (overtime)

**SAN DIEGO CHARGERS**

	OILERS	OPP.
1960h	38	28
1960	21	24
1960h	24	16 <sup>**</sup>
1961	24	34
1961h	33	13
1961	10	3 <sup>**</sup>
1962	42	17
1962h	33	27
1963	0	27
1963h	14	20
1964	21	27
1964h	17	20
1965	14	31
1965h	26	37
1966h	22	28
1967	3	13
1967h	24	17
1968	14	30
1969h	17	21
1970	31	31
1971h	49	33
1972	20	34
1974h	21	14
1975h	33	17
1976	27	30
1978h	24	45
1979	17	14 <sup>*</sup>
1984	14	31
1985h	37	35
1986	0	27
1987h	33	18
1989	34	27
1990	17	7
1992h	27	0

**San Diego 17, Houston 16**  
(1 tie)

(h: 11-6, a: 5-11-1)

<sup>\*</sup>AFC Playoff

<sup>\*\*</sup>AFL Championship Game

**SAN FRANCISCO 49ers**

	OILERS	OPP.
1970h	20	30
1975	27	13
1978h	20	19
1981	6	28
1984h	21	34
1987	20	27
1990h	21	24

**San Francisco 5, Houston 2**  
(h: 1-3, a: 1-2)



**SEATTLE SEAHAWKS**

	OILERS	OPP.
1977	22	10
1979	14	34
1980h	7	26
1981h	35	17
1982h	23	21
1987h	23	20*
1988	24	27
1990	10	13**

**Houston 4, Seattle 4**  
(h: 3-1, a: 1-3)

\*AFC Wild Card Game (overtime)

\*\*Overtime

**TAMPA BAY BUCCANEERS**

	OILERS	OPP.
1976h	20	0

1980h	20	14
1983	24	33
1989h	20	17

**Houston 3, Tampa Bay 1**  
(h: 3-0, a: 0-1)

**WASHINGTON REDSKINS**

	OILERS	OPP.
1971	13	22
1975h	13	10
1979	29	27
1985	13	16
1988h	41	17
1991	13	16*

**Houston 3, Washington 3**  
(h: 2-0, a: 1-3)

\*Overtime

**COMPOSITE RECORDS**

(1960-1992)

**AFC**

Opponent	Reg. Season	Playoffs	Pre-season	Total
Buffalo	20-11-0	0-2-0	5-2-0	25-15-0
Cincinnati	23-24-1	0-1-0	—	23-25-1
Cleveland	18-27-0	1-0-0	—	19-27-0
Denver	19-11-1	1-2-0	3-4-0	23-17-1
Indianapolis	7-6-0	—	1-5-0	8-11-0
Kansas City	16-21-0	0-1-0	2-8-0	18-30-0
Los Angeles Raiders	13-19-0	0-3-0	3-4-0	16-26-0
Miami	12-11-0	1-0-0	1-1-0	14-12-0
New England	13-17-1	1-0-0	1-0-0	15-17-1
New York Jets	16-12-1	1-0-0	4-6-0	21-18-1
Pittsburgh	16-29-0	0-3-0	—	16-32-0
San Diego	13-17-1	3-0-0	1-5-0	17-22-1
Seattle	3-4-0	1-0-0	—	4-4-0
<b>Totals</b>	<b>189-209-5</b>	<b>9-12-0</b>	<b>21-35-0</b>	<b>219-256-5</b>

**NFC**

Opponent	Reg. Season	Playoffs	Pre-season	Total
Atlanta	2-5-0	—	0-2-0	2-7-0
Chicago	4-2-0	—	4-4-0	8-6-0
Dallas	3-4-0	—	12-16-0	15-20-0
Detroit	4-2-0	—	1-1-0	5-3-0
Green Bay	3-3-0	—	1-1-0	4-4-0
Los Angeles Rams	2-4-0	—	3-3-0	5-7-0
Minnesota	3-3-0	—	0-3-0	3-6-0
New Orleans	3-3-1	—	10-10-1	13-13-2
New York Giants	0-4-0	—	2-3-0	2-7-0
Philadelphia	0-5-0	—	3-1-0	3-6-0
Phoenix	2-3-0	—	2-1-0	4-4-0
San Francisco	2-5-0	—	1-0-0	3-5-0
Tampa Bay	3-1-0	—	1-5-0	4-6-0
Washington	3-3-0	—	3-0-0	6-3-0
<b>Totals</b>	<b>34-47-1</b>	<b>—</b>	<b>43-50-1</b>	<b>77-97-2</b>

# ALL-TIME COACHES' RECORDS

(Regular Season Only)

YEAR	HEAD COACH	W-L-T
1960-61 (a)	Lou Rymkus	11-7-1
1961, 1966-70(b)	Wally Lemm	37-38-4
1962-63	Frank "Pop" Ivy	17-11-0
1964	Sammy Baugh	4-10-0
1965	Hugh "Bones" Taylor	4-10-0
1971	Ed Hughes	4-9-1
1972-73 (c)	Bill Peterson	1-18-0
1973-74 (d)	Sid Gillman	8-20-0
1975-80	O.A. "Bum" Phillips	55-35-0
1981-83 (e)	Ed Biles	8-23-0
1983(f)	Chuck Studley	2-8-0
1984-85 (g)	Hugh Campbell	8-22-0
1985-89 (h)	Jerry Glanville	33-32-0
1990-92	Jack Pardee	30-18-0

(a) First five games of 1961  
 (b) Final nine games of 1961  
 (c) First five games of 1973  
 (d) Final nine games of 1973

(e) First six games of 1983  
 (f) Final ten games of 1983  
 (g) First 14 games of 1985  
 (h) Final two games of 1985



Jack Pardee as an All-America at Texas A&M (left) and during his All-Pro career with the Los Angeles Rams (right)

# PRO BOWL OILERS

(AFL All-Star Game 1961-69, AFC-NFC Pro Bowl 1970-93)

## 1961

None Selected

## 1962

CB Tony Banfield (1)  
QB George Blanda (1)  
RB Billy Cannon  
DE Don Floyd (1)  
WR Charlie Hennigan (1)  
DT Ed Husmann (1)  
T Al Jamison (1)  
S Mark Johnston  
WR Bob McLeod  
LB Dennit Morris  
C Bob Schmidt (1)  
FB Charlie Tolar (1)

## 1963

CB Tony Banfield (2)  
QB George Blanda (2)  
WR Willard Dewveall  
DE Don Floyd (2)  
DB Fred Glick (1)  
WR Charlie Hennigan (2)  
DT Ed Husmann (2)  
T Al Jamison (2)  
T Rich Michael (1)  
S Jim Norton (1)  
C Bob Schmidt (2)  
G Bob Talamini (1)  
FB Charlie Tolar (2)

## 1964

CB Tony Banfield (3)  
QB George Blanda (3)  
DB Fred Glick (2)  
WR Charlie Hennigan (3)  
DT Ed Husmann (3)  
T Rich Michael (2)  
S Jim Norton (2)  
C Bob Schmidt (3)  
G Bob Talamini (2)

## 1965

RB Sid Blanks  
DB Fred Glick (3)  
WR Charlie Hennigan (4)  
DB Pete Jaquess  
G Bob Talamini (3)

## 1966

RB Ode Burrell  
WR Charlie Hennigan (5)  
G Bob Talamini (4)

## 1967

TE Charlie Frazier  
CB W.K. Hicks  
G Bob Talamini (5)

## 1968

RB Woodie Campbell\*  
CB Miller Farr (1)  
FB Hoyle Granger (1)  
DE Pat Holmes (1)  
S Jim Norton (3)  
T Walt Suggs (1)  
G Bob Talamini (6)  
LB George Webster\* (1)

## 1969

G Sonny Bishop  
LB Garland Boyette (1)  
CB Miller Farr (2)  
FB Hoyle Granger (2)  
T Glen Ray Hines (1)  
DE Pat Holmes (2)  
S Ken Houston (1)  
C Bobby Maples  
TE Alvin Reed (1)  
T Walt Suggs (2)  
LB George Webster (2)

## 1970

WR Jim Bierne  
DE Elvin Bethea (1)  
LB Garland Boyette (2)  
CB Miller Farr (3)  
T Glen Ray Hines (2)  
S Ken Houston (2)  
WR Jerry LeVias  
CB Zeke Moore (1)  
TE Alvin Reed (2)  
LB George Webster\* (3)

## 1971

S Ken Houston (3)  
CB Zeke Moore (2)

## 1972

DE Elvin Bethea (2)  
S Ken Houston (4)

## 1973

DE Elvin Bethea (3)  
S Ken Houston (5)

## 1974

DE Elvin Bethea (4)

## 1975

DE Elvin Bethea (5)

## 1976

DE Elvin Bethea (6)  
WR Ken Burrough (1)  
DT Curley Culp (1)  
KR Billy Johnson (1)  
QB Dan Pastorini

## 1977

LB Robert Brazile (1)  
DT Curley Culp (2)

## 1978

LB Robert Brazile (2)  
WR Ken Burrough (2)  
DT Curley Culp (3)  
KR Billy Johnson (2)

## 1979

DE Elvin Bethea (7)  
LB Robert Brazile (3)  
RB Earl Campbell (1)  
DT Curley Culp (4)

**1980**

DE Elvin Bethea (8)  
 LB Robert Brazile (4)  
 RB Earl Campbell (2)  
 PK Toni Fritsch  
 T Leon Gray (1)  
 S Mike Reinfeldt

**1981**

LB Robert Brazile (5)  
 RB Earl Campbell (3)  
 TE Dave Casper  
 CB Greg Sternick

**1982**

LB Robert Brazile (6)  
 RB Earl Campbell (4)  
 T Leon Gray (2)  
 KR Carl Roaches

**1983**

LB Robert Brazile (7)

**1984**

RB Earl Campbell (5)

**1985**

G Mike Munchak (1)

**1986**

G Mike Munchak (2)

**1987**

None Selected

**1988**

S Keith Bostic (1)  
 G Mike Munchak (3)  
 RB Mike Rozier (1)

**1989**

S Keith Bostic (2)  
 DE Ray Childress (1)

LB John Grimsley  
 WR Drew Hill \*(1)  
 G Bruce Matthews (1)  
 QB Warren Moon (1)  
 G Mike Munchak (4)  
 RB Mike Rozier (2)

**1990**

G Bruce Matthews (2)  
 QB Warren Moon (2)  
 G Mike Munchak (5)

**1991**

DT Ray Childress (2)  
 WR Ernest Givins (1)  
 WR Drew Hill (2)  
 G Bruce Matthews (3)  
 QB Warren Moon (3)  
 G Mike Munchak (6)

**1992**

DT Ray Childress \*(3)  
 CB Cris Dishman  
 DE William Fuller  
 WR Haywood Jeffires (1)  
 C Bruce Matthews (4)  
 QB Warren Moon (4)  
 G Mike Munchak (7)  
 LB Al Smith (1)

**1993**

DT Ray Childress (4)  
 WR Curtis Duncan  
 WR Ernest Givins (2)  
 WR Haywood Jeffires (2)  
 C Bruce Matthews (5)  
 QB Warren Moon (5)  
 G Mike Munchak (8)  
 LB Al Smith (2)  
 RB Lorenzo White

\*Selected but did not play



The Oilers' contingent in last February's Pro Bowl included WR Curtis Duncan, WR Ernest Givins, LB Al Smith, G Mike Munchak, RB Lorenzo White, QB Warren Moon, C Bruce Matthews, WR Haywood Jeffires, and DT Ray Childress—posing with AFC hostess Janell DeLima.

# OILER HONORS

## ALL-AFL

Tony Banfield (cornerback)—AP 1961-63; SN 1961-62  
George Blanda (quarterback)—AP 1961; SN 1961  
Billy Cannon (halfback)—AP 1961; SN 1961  
Miller Farr (cornerback)—AP 1967-68; SN 1967-69; PFW 1967-69  
Don Floyd (defensive end)—AP 1961-62; SN 1962  
Willie Frazier (tight end)—AP 1965; SN 1965  
Fred Glick (defensive back)—AP 1963; SN 1963-64  
Hoyle Granger (running back)—PFW 1967  
Bill Groman (wide receiver)—SN 1961  
Charlie Hennigan (wide receiver)—AP 1961-62; 1964; SN 1961-62, 1964  
Pat Holmes (defensive end)—AP 1967; PFW 1967  
Ed Husmann (defensive tackle)—AP 1962  
Al Jamison (tackle)—AP 1960-62; SN 1961  
Mark Johnston (safety)—AP 1960  
Alvin Reed (tight end)—SN 1968-69  
Dave Smith (fullback)—AP 1960  
Walter Suggs (tackle)—SN 1967-68; PFW 1967  
Bob Talamini (tackle)—AP 1963, 1965, 1967; SN 1962-67  
George Webster (linebacker)—AP 1967-69; SN 1967-69; PFW 1967-69

## OTHER AFL HONORS

George Blanda (quarterback)—SN 1961 American Football League Player of Year  
George Blanda (placekicker)—SN American Football League All-Time All-Star Team  
George Webster (linebacker)—SN American Football League All-Time All-Star Team

## ALL-PRO AFL/NFL

Miller Farr (cornerback)—PFW 1968  
George Webster (linebacker)—PFW 1968

## ALL-NFL FIRST TEAM

Elvin Bethea (defensive end)—SN 1972; PFWA 1975  
Robert Brazile (linebacker)—SN 1976, 1978-80; PFW 1976, 1978-80; AP 1978-79; PFWA 1980  
Earl Campbell (running back)—AP 1978-80; SN 1978-80; PFW 1978-80; PFWA 1978-80  
Ray Childress (defensive lineman)—FN 1986, 1988, 1990; PFWA 1990, 1992; SN 1990; NEA 1991-92; AP 1992; PFW 1992  
Curly Culp (defensive tackle)—AP 1975; SN 1975; PFW 1975  
Cris Dishman (cornerback)—AP 1991; PFW 1991; FD 1991  
Toni Fritsch (placekicker)—AP 1979; SN 1979  
Leon Gray (tackle)—AP 1979-80; SN 1979-80; PFW 1979-80; PFWA 1979-80  
Drew Hill (wide receiver)—FN 1990  
Ken Houston (safety)—SN 1971; PFW 1971  
Haywood Jeffires (wide receiver)—AP 1991; PFWA 1991; FD 1991  
Billy Johnson (kick returner)—PFW 1975, 1977; AP 1977  
Bruce Matthews (guard/center)—AP 1988-90, 1992; FN 1988-89; SN 1988-90, 1992; PFW 1988-92; PFWA 1988, 1990, 1992; NEA 1991-92; FD 1991-92  
Warren Moon (quarterback)—FN 1989-90; SN 1990  
Mike Munchak (guard)—FN 1985, 1987, 1990; AP 1987, 1991; SN 1987; PFW 1987, 1989, 1991; PFWA 1987, 1989, 1991; FD 1991

Mike Reinfeldt (safety)—AP 1979; SN 1979; PFW 1979; PFWA 1979

Eugene Seale (special teams)—PFW 1988

Al Smith (linebacker)—PFW 1991; PFWA 1991, AP 1992; FD 1992

---

## ALL-NFL SECOND TEAM

---

Elvin Bethea (defensive end)—AP 1975, 1978-79

Keith Bostic (safety)—AP 1987

Robert Brazile (linebacker)—AP 1976-77, 1980-81

Ken Burrough (wide receiver)—AP 1977

Ray Childress (defensive lineman)—AP 1988-90

Curly Culp (defensive tackle)—AP 1978-79

Ernest Givins (wide receiver)—AP 1990

Haywood Jeffires (wide receiver)—NEA 1991

Billy Johnson (kick returner)—PFWA 1975

Bruce Matthews (guard)—PFWA 1989; AP 1991

Warren Moon (quarterback)—AP 1990

Mike Munchak (guard)—AP 1985, 1988-90, 1992; NEA 1991

Al Smith (linebacker)—NEA 1992

---

## ALL-AFC

---

Elvin Bethea (defensive end)—PFW 1971, 1974, 1978

Keith Bostic (safety)—PFW 1987; UPI 1987

Robert Brazile (linebacker)—PFW 1976, 1978-80; UPI 1980, 1981 (second team)

Earl Campbell (running back)—PFW 1978-80; UPI 1978-80, 1981 (second team)

Ray Childress (defensive lineman)—PFW 1988, 1991-92; UPI 1988-89, 1990 (second team), 1991; FN 1990

Curly Culp (defensive end)—AP 1975; PFW 1975-77

Cris Dishman (cornerback)—UPI 1991; PFW 1991; FN 1991

Toni Fritsch (placekicker)—PFW 1979

William Fuller (defensive end)—UPI 1991-92; PFW 1991; FN 1991

Ernest Givins (wide receiver)—UPI 1990

Leon Gray (tackle)—PFW 1979-80; UPI 1979-80

John Grimsley (linebacker)—UPI 1989 (second team)

Drew Hill (wide receiver)—UPI 1988, 1990 (second team); PFW 1990; FN 1990

Ken Houston (safety)—PFW 1970-71

Haywood Jeffires (wide receiver)—UPI 1991-92; PFW 1991-92; FN 1991-92

Billy Johnson (kick returner)—PFW 1975, 1977

Bruce Matthews (guard/center)—PFW 1988-92; UPI 1989-90, 1992; FN 1992

Greg Montgomery (punter)—PFW 1989; UPI 1989, 1992

Warren Moon (quarterback)—UPI 1988 (second team), 1989-90; PFW 1990; FN 1990

Mike Munchak (guard)—UPI 1984, 1985 (second team), 1987, 1988 (second team), 1989, 1990 (second team), 1991-92; PFW 1984, 1987-89, 1991-92; FN 1985, 1990, 1991-92

Alvin Reed (tight end)—PFW 1970

Mike Reinfeldt (safety)—PFW 1979; UPI 1979

Carl Roaches (kick returner)—PFW 1981

Mike Rozier (running back)—UPI 1987 (second team)

Eugene Seale (special teams)—PFW 1988

Al Smith (linebacker)—UPI 1991; PFW 1991; FN 1991-92

Tim Smith (wide receiver)—PFW 1983

Tony Zendejas (placekicker)—UPI 1989 (second team)

---

## ALL-ROOKIE

---

Jesse Baker (defensive end)—PFW 1979; PFWA 1979; UPI 1979

Gregg Bingham (linebacker)—PFW 1973

Steve Brown (kick returner)—PFW 1983

Earl Campbell (running back)—PFW 1978; PFWA 1978; UPI

1978

Rob Carpenter (running back)—PFW 1977  
Ray Childress (defensive end)—PFWA 1985  
Bill Currier (safety)—PFW 1977  
John Flannery (guard)—PFWA 1991; FN 1991; FD 1991  
Ernest Givins (wide receiver)—PFW 1986; PFWA 1986; UPI 1986  
Bruce Matthews (guard)—PFW 1983; PFWA 1983  
John Matuszak (defensive tackle)—PFW 1973  
Bubba McDowell (safety)—PFW 1989  
Warren Moon (quarterback)—PFW 1984  
Guy Murdock (center)—PFW 1972  
Vernon Perry (safety)—PFW 1979  
George Reihner (guard)—PFW 1977  
Carl Roaches (kick returner)—PFW 1980; UPI 1980  
Eddie Robinson (linebacker)—CE&PFW 1992  
Harvey Salem (tackle)—PFW 1983; PFWA 1983  
Brian Sochia (nose tackle)—PFW 1983  
Dean Steinkuhler (tackle)—PFWA 1984

---

### **ROOKIE OF THE YEAR**

---

Jesse Baker (defensive end)—PFW 1979 (AFC Def.), PFW 1979 (NFL Def.)  
Robert Brazile (linebacker)—SN 1975 (AFC Def.)  
Earl Campbell (running back)—AP 1978 (NFL), SN 1978 (AFC), PFW 1978 (NFL Off.)  
George Webster (linebacker)—SN 1967 (AFL)

---

### **AFC PLAYER OF THE YEAR**

---

Earl Campbell (running back)—FN 1978; SN 1978-80  
Warren Moon (quarterback)—FN 1989

---

### **NFL OFFENSIVE PLAYER OF THE YEAR**

---

Earl Campbell (running back)—PFWA 1978; AP 1978-80; PFW 1979  
Warren Moon (quarterback)—AP 1990; UPI 1990

---

### **NFL MOST VALUABLE PLAYER**

---

Earl Campbell (running back)—NEA 1978; AP 1979; PFWA 1978-80  
Warren Moon (quarterback)—NEA 1990

---

### **COACH OF THE YEAR**

---

Sid Gillman—PFW 1974  
Wally Lemm—SN 1961 (AFL)

Legend:

AP—Associated Press  
UPI—United Press International  
SN—The Sporting News  
PFW—Pro Football Weekly  
FN—Football News  
PFWA—Pro Football Writers Association  
NEA—Newspaper Enterprise Association (Jim Thorpe MVP Award only)  
FD—Football Digest (since 1991 only)

# 1992 OILER HONORS

---

## RAY CHILDRESS

---

AFC Pro Bowl  
AP First Team All-Pro  
PFWA First Team All-Pro  
Pro Football Weekly First Team All-NFL  
NEA First Team All-Pro  
College & Pro Football Newsweekly First Team All-Pro  
Pro Football Weekly First Team All-AFC

---

## CURTIS DUNCAN

---

AFC Pro Bowl

---

## ERNEST GIVINS

---

AFC Pro Bowl

---

## HAYWOOD JEFFIRES

---

AFC Pro Bowl (Starter)  
UPI First Team All-AFC  
Pro Football Weekly First Team All-AFC  
Football News First Team All-AFC

---

## BRUCE MATTHEWS

---

AFC Pro Bowl (Starter)  
AP First Team All-Pro  
PFWA First Team All-Pro  
Pro Football Weekly First Team All-NFL  
NEA First Team All-Pro  
The Sporting News First Team All-Pro  
College and Pro Football Newsweekly Second Team All-Pro  
UPI First Team All-AFC  
Football News First Team All-AFC  
Pro Football Weekly First Team All-AFC

---

## GREG MONTGOMERY

---

UPI First Team All-AFC

---

## WARREN MOON

---

AFC Pro Bowl

---

## MIKE MUNCHAK

---

AFC Pro Bowl (Starter)  
AP Second Team All-Pro  
College and Pro Football Newsweekly Second Team All-Pro  
UPI First Team All-AFC  
Pro Football Weekly First Team All-AFC  
Football News First Team All-AFC

---

## EDDIE ROBINSON

---

College and Pro Football Newsweekly First Team All-Rookie

---

## AL SMITH

---

AFC Pro Bowl (Starter)  
AP First Team All-Pro  
Football Digest First Team All-Pro  
NEA Second Team All-Pro  
College and Pro Football Newsweekly Second Team All-Pro  
Pro Football Weekly First Team All-AFC  
Football News First Team All-AFC

---

## LORENZO WHITE

---

AFC Pro Bowl



# OILERS IN OVERTIME

**October 30, 1977 - at Cincinnati 13, Houston 10:** Bengals win the toss. QB Ken Anderson's 17-yard completion to WR Billy Brooks is the long play prior to PK Chris Bahr's winning 22-yard field goal at 5:51 of OT.

**September 23, 1979 - Houston 30, at Cincinnati 27:** Oilers win the toss. On opening series, Bengals force Cliff Parsley punt. Cincinnati drives to Oilers' 14-yard line, but PK Chris Bahr misses a 32-yard field goal attempt. Houston again has to punt on its ensuing series. The Oiler defense then forces a punt by Bengals' Pat McNally. Houston takes over on the Cincinnati 42. FB Earl Campbell's 15-yard run is the long play prior to PK Toni Fritsch's winning 29-yard field goal at 14:28 of OT.

**October 28, 1979 - at Houston 27, N.Y. Jets 24:** Oilers win the toss. QB Dan Pastorini's 22-yard completion to FB Rob Carpenter is the long play as Oilers drive 58 yards. PK Toni Fritsch kicks the winning 35-yard field goal at 5:10 of OT.

**November 23, 1980 - at N.Y. Jets 31, Houston 28:** Jets win the toss. A personal foul on Houston's Guido Merkens on the kickoff gives New York possession at the Jets' 40-yard line. QB Richard Todd's 17-yard screen pass to RB Bobby Harper is the long play prior to PK Pat Leahy's winning 38-yard field goal at 3:58 of OT.

**September 4, 1983 - Green Bay 41, at Houston 38:** Packers win the toss. RB Eddie Lee Ivey's 12-yard run is the long play as Packers drive 59 yards. PK Jan Stenerud kicks the winning 42-yard field goal at 5:55 of OT.

**October 23, 1983 - Kansas City 13, at Houston 10:** Chiefs win the toss. QB Bill Kenney's 20-yard completion to WR Stephone Paige is the long play as Chiefs drive 60 yards. PK Nick Lowery kicks the winning 41-yard field goal at 7:41 of OT.

**October 30, 1983 - at Cleveland 25, Houston 19:** Oilers win the toss. Browns' defense forces a John James punt. Houston defense does the same to Cleveland as Jeff Gossett punts on ensuing series. Oiler QB Gifford Nielsen's pass is intercepted by Cleveland S Mike Whitwell and returned 15 yards to the Houston 20-yard line. On the next play, RB Boyce Green scores a touchdown on a 20-yard run at 6:34 of OT.

**December 2, 1984 - at Houston 23, Pittsburgh 20:** Oilers win the toss. QB Warren Moon's 19-yard completion to WR Steve Bryant is the long play as Oilers drive 63 yards. PK Joe Cooper kicks the winning 30-yard field goal at 5:53 of OT.

**September 28, 1986 - Pittsburgh 22, at Houston 16:** Oilers win the toss. Steelers' defense forces a Lee Johnson punt that is returned 41 yards to the Oilers' 15-yard line by Pittsburgh's Rick Woods. Two plays later, RB Walter Abercrombie runs three yards for winning touchdown at 2:35 of OT.

**November 30, 1986 - at Cleveland 13, Houston 10:** Oilers win the toss but elect to kickoff (18-25 MPH winds). Oilers' defense forces a Jeff Gossett punt. QB Oliver Luck, replacing an injured Warren Moon, leads the Oilers to the Cleveland 31-yard line, but then is intercepted by CB Frank Minnifield at the Browns' 21. Again Houston's defense puts the Browns in a punting situation. Once again, Minnifield picks off a Luck pass, returning it to the Oilers' 37. FB Kevin Mack's seven-yard run and QB Bernie Kosar's seven-yard pass to WR Brian Brennan are the long plays prior to PK Mark Moseley's winning 29-yard field goal at 14:44 of OT.

**\*January 3, 1988 - at Houston 23, Seattle 20:** Seahawks win the toss. Oilers' defense forces a Ruben Rodriguez punt. QB Warren Moon's 15-yard pass to WR Drew Hill is the long play as the Oilers drive 61 yards. PK Tony Zendejas kicks the winning 42-yard field goal at 8:05 of OT.

**September 4, 1988 - Houston 17, at Indianapolis 14:** Colts win the toss. On the opening series, QB Gary Hogeboom completes a screen pass to RB Eric Dickerson, but Oiler LB John Grooms forces a fumble which is recovered by LB Robert Lyles on the Colts' 42-yard line. QB Cody Carlson, subbing for the injured Warren Moon, completes a 21-yard pass to WR Ernest Givins for the long play prior to PK Tony Zendejas' winning 35-yard field goal at 3:51 of OT.

**September 24, 1989 - Buffalo 47, at Houston 41:** Oilers win the toss. Houston takes over on its own 19-yard line and advances to the Buffalo 20 thanks to QB Warren Moon's 32-yard completion to FB Alonzo Highsmith, plus a 17-yard run by Moon and an 11-yarder by Highsmith. Tony Zendejas attempts a 37-yard field goal, but it is wide left. The Bills assume possession on their own 20 and move 80 yards in seven plays. A 21-yard QB Jim Kelly to TE Pete Metzelaars pass precedes the game-winning 28-yard TD catch by WR Andre Reed at 8:42 of OT.

**\*December 31, 1989 - Pittsburgh 26, at Houston 23:** Steelers win the toss. Oilers' defense forces a Harry Newsome punt as Houston takes over on its own 45-yard line. Oiler RB Lorenzo White fumbles on the first play as CB Rod Woodson recovers for the Steelers on the Houston 46. RB Merrill Hoge's 11-yard run helps Pittsburgh advance to the Oiler 33 before Gary Anderson kicks a 50-yard field goal (his 4th of the game) to win the game at 3:26 of OT.

**December 2, 1990 - at Seattle 13, Houston 10:** Seahawks win the toss. Oilers' defense forces a Rick Donnelly punt as Houston takes over on its own 23-yard line. Oiler WR Bernard Ford fumbles on the first play as LB David Wyman recovers for the Seahawks on the Houston 27. Seattle FB John L. Williams rushes twice for a total of three yards before Norm Johnson kicks a 42-yard field goal to win the game at 4:25 of OT.

**November 3, 1991 - at Washington 16, Houston 13:** Redskins win the toss. Oilers' defense forces a Kelly Goodburn punt as Houston takes over on its own 31-yard line. Oiler QB Warren Moon is intercepted on the second play by CB Darrell Green with Washington taking over on Houston's 33. RB Earnest Byner carries three times for a total of nine yards before Chip Lohmiller kicks a 41-yard field goal to win the game at 4:01 of OT.

**November 10, 1991 - at Houston 26, Dallas 23:** Oilers win the toss. Cowboys' defense forces a Greg Montgomery punt as Dallas takes over on its' own 24-yard line. The Cowboys move to the Oiler 24-yard line where they have a first down following a Houston holding penalty. Dallas RB Emmitt Smith gains seven yards but fumbles after a hit by LB Lamar Lathon with Oiler S Bo Orlando recovering at the Houston 15. The Oilers then embark on an 11-play, 80-yard drive in which QB Warren Moon completes all seven of his passes for 70 yards. On second down, PK Al Del Greco kicks a 23-yard field goal at 14:31 of OT.

**September 20, 1992 - at Houston 23, Kansas City 20:** Chiefs win the toss. On the third play of OT, Kansas City WR J.J. Birden fumbles after a hit by Houston CB Cris Dishman with DT Doug Smith recovering the ball at the Chief's 23-yard line. Oiler RB Lorenzo White runs once for two yards before PK Al Del Greco boots the game-winning 39-yard field goal at 1:55 of OT.

**\*January 3, 1993 - at Buffalo 41, Houston 38:** Oilers win the toss. On third-and-three from Houston's 27-yard line, QB Warren Moon is intercepted by Buffalo CB Nate Odomes who returns the ball to the Oiler 35. On the return, Houston WR Haywood Jeffires is penalized for a face mask infraction which moves the ball to the Oilers' 20. After a pair of Kenneth Davis runs net six yards, PK Steve Christie kicks a 32-yard field goal to win the game at 3:06 of OT.

**\* Wild Card Playoff Game**

**TOTALS**—Won/Loss Record: 7-12 (5-5 home, 2-7 road)  
Coin Toss Record: 9-10 (5-5 home, 4-5 road)



# THE LAST TIME . . .

(Regular Season)

## SCORED 50 POINTS

**By Oilers**—Houston 58, Cleveland 14, 12/9/90

**By Opponents**—Cincinnati 61, Houston 7, 12/17/88

## SCORED 40 POINTS

**By Oilers**—Houston 42, Denver 14, 10/6/91

**By Opponents**—Cincinnati 40, Houston 20, 12/23/90

## WON OVERTIME GAME

**By Oilers**—Houston 23, Kansas City 20, 9/20/92

**By Opponents**—Washington 16, Houston 13, 11/3/91

## KICKOFF RETURNED FOR TOUCHDOWN

**By Oilers**—Lorenzo White vs. Pittsburgh (90 yards), 12/4/88

**By Opponents**—Eric Metcalf, Cleveland (101 yards), 12/9/90

## PUNT RETURNED FOR TOUCHDOWN

**By Oilers**—Billy Johnson vs. Cleveland (72 yards), 12/11/77

**By Opponents**—Rod Woodson, Pittsburgh (52 yards), 9/16/90

## INTERCEPTION RETURNED FOR TOUCHDOWN

**By Oilers**—Bubba McDowell vs. Chicago (26 yards), 12/7/92

**By Opponents**—David Johnson, Pittsburgh (26 yards), 9/16/90

## FUMBLE RETURNED FOR TOUCHDOWN

**By Oilers**—William Fuller vs. Detroit (10 yards), 11/26/92

**By Opponents**—Anthony Parker, Minnesota (58 yards), 11/15/92

## PUNT BLOCKED

**By Oilers**—Bubba McDowell vs. Denver (Mike Horan), 10/18/92

**By Opponents**—Bruce Alexander, Miami (Greg Montgomery), 11/22/92

## SAFETY SCORED

**By Oilers**—Team safety vs. Cincinnati (ball snapped past QB Boomer Esiason through end zone), 10/25/92

**By Opponents**—Team Safety, Cincinnati (Warren Moon fum. out of end zone), 10/23/88

## SHUTOUT

**By Oilers**—Houston 27, San Diego 0, 9/27/92

**By Opponents**—Kansas City 34, Houston 0, 11/26/88

## 200 YARDS RUSHING

**By Oilers**—Earl Campbell vs. Minnesota (203 yards), 12/21/80

**By Opponents**—James Brooks, Cincinnati (201 yards), 12/23/90

## 150 YARDS RUSHING

**By Oilers**—Mike Rozier vs. Buffalo (150 yards), 9/20/87

**By Opponents**—James Brooks, Cincinnati (201 yards), 12/23/90

## 400 YARDS PASSING

**By Oilers**—Warren Moon vs. Dallas (432 yards), 11/10/91

**By Opponents**—Tom Flores, Oakland (407 yards), 12/22/63

## 300 YARDS PASSING

**By Oilers**—Cody Carlson vs. Green Bay (330 yards), 12/13/92

**By Opponents**—John Elway, Denver (301 yards), 10/6/91

## 200 YARDS RECEIVING

**By Oilers**—Haywood Jeffires vs. Kansas City (245 yards), 12/16/90

**By Opponents**—Don Maynard, N.Y. Jets (212 yards), 10/20/69

## 150 YARDS RECEIVING

**By Oilers**—Haywood Jeffires vs. N.Y. Jets (186 yards), 10/13/91

**By Opponents**—Webster Slaughter, Cleveland (184 yards), 10/29/89

## FIVE TOUCHDOWN PASSES

**By Oilers**—Warren Moon vs. Cincinnati, 10/11/92

**By Opponents**—Jim Kelly, Buffalo, 9/24/89

## FOUR TOUCHDOWN PASSES

**By Oilers**—Warren Moon (5) vs. Cincinnati, 10/11/92

**By Opponents**—Boomer Esiason, Cincinnati, 12/17/89

## THREE TOUCHDOWN RECEPTIONS

**By Oilers**—Haywood Jeffires vs. Cincinnati, 10/11/92

**By Opponents**—Wesley Walker, N.Y. Jets, 9/18/88

## TWO TOUCHDOWN RECEPTIONS

**By Oilers**—Haywood Jeffires (3) vs. Cincinnati, 10/11/92

**By Opponents**—Tim McGee, Cincinnati, 10/25/92

## THREE TOUCHDOWNS RUSHING

**By Oilers**—Lorenzo White (4) vs. Cleveland, 12/9/90

**By Opponents**—James Brooks, Cincinnati, 10/23/88

## TWO TOUCHDOWNS RUSHING

**By Oilers**—Allen Pinkett vs. Pittsburgh, 12/8/91

**By Opponents**—Merril Hoge, Pittsburgh, 12/30/90

## FOUR FIELD GOALS

**By Oilers**—Al Del Greco vs. Dallas, 11/10/91

**By Opponents**—Pete Stoyanovich, Miami, 11/22/92

## THREE FIELD GOALS

**By Oilers**—Al Del Greco vs. Miami, 11/22/92

**By Opponents**—Chris Jacke, Green Bay, 12/13/92

## TWO INTERCEPTIONS

**By Oilers**—Bubba McDowell vs. Miami, 10/20/91

**By Opponents**—Bennie Thompson, Kansas City, 9/20/92

# OILER CAREER TOP TENS

## RUSHING

PLAYER	YEARS	NO.	YDS.	AVG.	LG	TD
1. Earl Campbell	1978-84	1979	8574	4.3	81	73
2. Hoyle Granger	1966-70, 1972	773	3514	4.5	69	18
3. Mike Rozier	1985-90	910	3426	3.8	41	27
4. Charles Tolar	1960-66	908	3288	3.6	40	20
5. Lorenzo White	1988-92	678	2857	4.2	44	24
6. Ronnie Coleman	1974-81	695	2738	3.9	46	16
7. Allen Pinkett	1986-91	561	2324	4.1	60	21
8. Fred Willis	1972-77	645	2241	3.5	44	11
9. Billy Cannon	1960-63	512	2111	4.1	64	14
10. Larry Moriarty	1983-86	415	1624	3.9	80	13

## PASSING

PLAYER	YEARS	ATT.	COMP.	YDS.	PCT.	AVG.	TD	INT
1. Warren Moon	1984-92	4026	2329	30,200	57.8	7.5	175	145
2. George Blanda	1960-66	2784	1347	19,149	48.4	6.9	165	189
3. Dan Pastorini	1971-79	2767	1426	16,846	51.5	6.1	96	139
4. Ken Stabler	1980-81	739	458	5190	62.0	7.0	27	46
5. Pete Beathard	1967-69	824	379	5128	46.0	6.2	26	51
5. Don Trull	1964-69	555	249	3538	44.9	6.4	29	21
7. Jacky Lee	1960-63, 1966-67	409	210	3291	51.3	8.0	25	30
8. Gifford Nielsen	1978-83	498	273	3252	54.8	6.5	20	22
9. Cody Carlson	1987-92	437	260	3137	59.5	7.2	18	20
10. Oliver Luck	1982-86	413	233	2544	56.4	6.2	13	21

## RECEIVING

PLAYER	YEARS	NO.	YDS.	AVG.	LG	TD
1. Drew Hill	1985-91	480	7477	15.6	81	47
2. Ernest Givins	1986-92	438	6527	14.9	83	41
3. Charlie Hennigan	1960-66	410	6823	16.6	80	51
4. Ken Burrough	1971-81	408	6907	16.9	85	47
5. Haywood Jeffires	1987-92	320	3899	12.2	87	27
6. Curtis Duncan	1987-92	281	3479	12.4	72	17
7. Tim Smith	1980-86	206	3107	15.1	75	12
8. Alvin Reed	1967-72	199	2818	14.2	60	11
9. Fred Willis	1972-77	179	1157	6.5	50	5
10. Charles Frazier	1962-68	177	3027	17.1	80	22

## SCORING

PLAYER	YEARS	TD	TDR	TDP	TDRT	FG	PAT	TP
1. George Blanda	1960-66	4	4	0	0	91	299	596
2. Tony Zendejas	1985-90	0	0	0	0	117	197	548
3. Earl Campbell	1978-84	73	73	0	0	0	0	438
4. Toni Fritsch	1977-81	0	0	0	0	81	149	392
5. Skip Butler	1972-77	0	0	0	0	70	120	330
6. Charlie Hennigan	1960-66	51	0	51	0	0	0	306
7. Ken Burrough	1971-81	48	1	47	0	0	0	288
8. Drew Hill	1985-91	47	0	47	0	0	0	282
9. Ernest Givins	1986-92	42	1	41	0	0	0	252
10. Billy Cannon	1960-63	35	14	20	1	0	0	210

## KICKOFF RETURNS

PLAYER	YEARS	NO.	YDS.	AVG.	LG	TD
1. Bobby Jancik	1962-67	158	4185	26.5	61	0
2. Carl Roaches	1980-84	150	3276	21.8	97	2
3. Billy Johnson	1974-80	121	2902	24.0	81	2
4. Zeke Moore	1967-77	64	1618	25.3	92	1
5. Allen Pinkett	1986-91	80	1577	19.7	48	0
6. Jerry LeVias	1969-70	64	1538	24.0	87	0
7. Willie Drewrey	1985-88	60	1288	21.5	50	0
8. Billy Cannon	1960-63	46	1186	25.8	88	1
9. Willie Tullis	1981-84	38	885	23.3	95	1
10. Steve Brown	1983-90	36	857	23.8	93	1

## PUNT RETURNS

PLAYER	YEARS	NO.	YDS.	AVG.	LG	TD
1. Billy Johnson	1974-80	155	2040	13.2	83	5
2. Carl Roaches	1980-84	151	1095	7.3	68	0
3. Bobby Jancik	1962-67	67	695	10.4	82	1
4. Jerry LeVias	1969-70	60	505	8.4	38	0
5. Willie Drewrey	1985-88	63	496	7.9	25	0
6. Kenny Johnson	1986-89	73	488	6.7	26	0
7. Larry Carwell	1967-68	36	381	10.6	54	0
8. Freddy Glick	1961-66	44	326	7.4	13	0
9. Ken Houston	1967-72	46	272	5.9	33	0
10. Ronnie Coleman	1974-81	25	228	9.1	69	1

## INTERCEPTIONS

PLAYER	YEARS	NO.	YDS.	AVG.	LG	TD
1. Jim Norton	1960-68	45	592	13.2	56	1
2. Freddy Glick	1961-66	30	379	12.6	41	1
3. Tony Banfield	1960-65	27	224	8.3	58	0
W.K. Hicks	1964-69	27	457	16.9	62	0
5. Mike Reinfeldt	1976-83	26	375	14.4	39	0
6. Ken Houston	1967-72	25	650	26.0	78	9
7. Zeke Moore	1967-77	24	444	18.5	74	2
8. Willie Alexander	1971-79	21	352	16.8	95	1
Gregg Bingham	1973-84	21	279	13.3	54	0
10. Miller Farr	1967-69	19	416	21.9	67	5



# OILER SEASON TOP TENS

## RUSHING

PLAYER	YEAR	ATT.	YDS.	AVG.	LG	TD
1. Earl Campbell	1980	373	1934	5.2	55t	13
2. Earl Campbell	1979	368	1697	4.6	61t	19
3. Earl Campbell	1978	302	1450	4.8	81t	13
4. Earl Campbell	1981	361	1376	3.9	43	10
5. Earl Campbell	1983	322	1301	4.0	42	12
6. Lorenzo White	1992	265	1226	4.6	44	7
7. Hoyle Granger	1967	236	1194	5.1	67t	6
8. Charles Tolar	1962	244	1012	4.1	25	7
9. Mike Rozier	1988	251	1002	4.0	28	10
10. Mike Rozier	1987	229	957	4.2	41	3

## PASSING

PLAYER	YEAR	YDS.	ATT.	COMP.	TD	INT.
1. Warren Moon	1991	4690	655	404	23	21
2. Warren Moon	1990	4689	584	362	33	13
3. Warren Moon	1989	3631	464	280	23	14
4. Warren Moon	1986	3489	488	256	13	26
5. Warren Moon	1984	3338	450	259	12	14
6. George Blanda	1961	3330	362	187	36	22
7. George Blanda	1964	3282	505	262	17	27
8. Ken Stabler	1980	3202	454	293	13	28
9. George Blanda	1963	3003	423	224	24	25
10. George Blanda	1962	2810	418	197	27	42

## RECEPTIONS

PLAYER	YEAR	NO.
1. Charles Hennigan	1964	101
2. Haywood Jeffires	1991	100
3. Drew Hill	1991	90
Haywood Jeffires	1992	90
5. Tim Smith	1983	83
6. Charles Hennigan	1961	82
Curtis Duncan	1992	82
8. Butch Woolfolk	1985	80
9. Haywood Jeffires	1990	74
Drew Hill	1990	74

## RECEIVING YARDS

PLAYER	YEAR	YDS.
1. Charles Hennigan	1961	1746
2. Charles Hennigan	1964	1561
3. Bill Groman	1960	1473
4. Haywood Jeffires	1991	1181
5. Tim Smith	1983	1176
6. Tim Smith	1984	1141
Drew Hill	1988	1141
8. Charles Frazier	1966	1129
9. Drew Hill	1986	1112
10. Drew Hill	1991	1109

## SCORING

PLAYER	YEAR	TD	PAT	FG	TP
1. George Blanda	1960	4	46	15	115
2. Tony Zendejas	1989	0	40	25	115
3. Earl Campbell	1979	19	0	0	114
4. Tony Zendejas	1988	0	48	22	114
5. George Blanda	1961	0	64	16	112
6. Al Del Greco	1992	0	41	21	104
7. Tony Zendejas	1986	0	28	22	94
8. Tony Zendejas	1985	0	29	21	92
Tony Zendejas	1987	0	32	20	92
10. George Blanda	1966	0	39	16	87

## KICKOFF RETURNS (AVG.)

PLAYER	YEAR	NO.	YDS.	AVG.	LG	TD
1. Ken Hall	1960	19	594	31.3	104t	1
2. Bobby Jancik	1962	24	726	30.3	61	0
3. Bobby Jancik	1963	45	1315	29.3	53	0
4. Zeke Moore	1967	14	405	28.9	92	1
5. Carl Roaches	1981	28	769	27.5	96t	1
6. Billy Johnson	1974	29	785	27.1	67	0
7. Bob Gresham	1973	27	723	26.8	103t	1
8. Ode Burrell	1964	17	449	26.4	93t	1
9. Linzy Cole	1971	32	834	26.1	45	0
10. Bobby Jancik	1966	34	875	25.7	53	0

## PUNT RETURNS (AVG.)

PLAYER	YEAR	NO.	YDS.	AVG.	LG	TD
1. Billy Cannon	1960	4	96	24.0	51	0
2. Larry Carwell	1967	9	154	17.1	54	0
3. Bobby Jancik	1964	14	220	15.7	82t	1
4. Billy Johnson	1977	35	539	15.4	87t	2
5. Billy Johnson	1975	40	612	15.3	83t	3
6. Bobby Jancik	1962	14	164	11.7	21	0
7. Bobby Jancik	1963	13	145	11.2	56	0
8. Billy Johnson	1974	30	309	10.3	49	0
9. Billy Johnson	1976	39	397	10.2	46	0
10. Ode Burrell	1966	8	76	9.5	29	0

## INTERCEPTIONS

PLAYER	YEAR	NO.	YDS.	AVG.	TD
1. Mike Reinfeldt	1979	12	205	17.1	0
Fred Glick	1963	12	180	15.0	0
3. Miller Farr	1967	10	264	26.4	3
4. Ken Houston	1971	9	220	24.4	4
W.K. Hicks	1965	9	156	17.3	0
Jim Norton	1961	9	150	16.7	0
7. Pete Jacquess	1964	8	141	17.6	1
Richard Johnson	1990	8	100	12.5	1
Jim Norton	1961	8	75	9.4	0
10. Jack Tatum	1980	7	100	14.3	0

## QB SACKS

PLAYER	YEAR	NO.
1. Jesse Baker	1979	15.5
2. William Fuller	1991	15.0
3. Elvin Bethea	1976	14.5
4. Ray Childress	1992	13.0
5. Sean Jones	1990	12.5
6. Curly Culp	1975	11.5
7. Ted Washington	1974	11.0
Jesse Baker	1984	11.0
Lee Williams	1992	11.0
10. Jesse Baker	1981	10.0
Sean Jones	1981	10.0

## PUNTING (AVG.)

PLAYER	YEAR	NO.	YDS.	AVG.	LG	BLK
1. Greg Montgomery	1992	53	2487	46.9	66	2
2. Greg Montgomery	1990	34	1530	45.0	60	0
3. Jim Norton	1965	84	3711	44.2	65	0
4. Greg Montgomery	1991	48	2105	43.9	60	2
5. Greg Montgomery	1989	56	2422	43.3	63	2
6. Jim Norton	1963	65	2792	43.0	68	0
7. Jim Norton	1967	71	3025	42.6	58	1
8. Spike Jones	1970	84	3559	42.4	73	1
9. Jim Norton	1966	69	2908	42.2	65	0
10. Jim Norton	1964	54	2273	42.1	79	0

# LENGTH OF SERVICE

TOTAL YEARS	NAME AND YEARS PLAYED
16	Elvin Bethea 1968-83
12	Gregg Bingham 1973-84
11	Ken Burrough 1971-81; Zeke Moore 1967-77; Mike Munchak 1982-92
10	Robert Brazile 1975-84; Bruce Matthews 1983-92; Walt Suggs 1962-71; Ted Thompson 1975-84; Ted Washington 1973-82
9	Jesse Baker 1979-87; Elbert Drungo 1969-77; Ed Fisher 1974-82; Don Floyd 1960-68; Johnny Meads 1984-92 Warren Moon 1984-92; Jim Norton 1960-1968; Dan Pastorini 1971-79
8	Willie Alexander 1971-79; Jim Bierne 1968-1973, 1975-76; Steve Brown 1983-90; David Carter 1977-84; Ray Childress 1985-92; Ronnie Coleman 1974-81; Richard Johnson 1985-92; Mike Reinfeldt 1976-83; John Schuhmacher 1978-85; Doug Smith 1985-92 Dean Steinkuhler 1984-91; Greg Sternrick 1975-82; Bob Talamini 1960-67
7	George Blanda 1960-66; Garland Boyette 1966-72; Earl Campbell 1978-84; Doug Cline 1960-66; Curley Culp 1974-80; Gary Cutsinger 1962-68; Joe Dawkins 1970-76; Charles Frazier 1962-68; Willie Frazier 1964-65, 1971-75; William Fuller 1986-92; Ernest Givins 1986-92; John Grimsley 1984-90; Charles Hennigan 1960-66; Drew Hill 1985-91; Pat Holmes 1966-72; Al Johnson 1972-78; Billy Johnson 1974-80; Ken Kennard 1977-83; Robert Lyles 1984-90; Carl Mauck 1975-81; Rich Michael 1960-66; Greg Sampson 1972-78; Tim Smith 1980-86; Mike Stensrud 1979-85; Charles Tolar 1960-66; Morris Towns 1977-83





# YEAR-BY-YEAR LEADERS

## RUSHING

Year	Player	Att.	Yds.	Avg.	LG	TD
1960	Billy Cannon	152	644	4.2	39	1
1961	Billy Cannon	200	948	4.7	61t	6
1962	Charles Tolar	244	1012	4.1	25	7
1963	Charles Tolar	194	659	3.4	33	3
1964	Sid Blanks	145	756	5.2	91t	6
1965	Ode Burrell	130	528	4.1	63	3
1966	Ode Burrell	122	406	3.3	45	0
1967	Hoyle Granger	236	1194	5.1	67t	6
1968	Hoyle Granger	202	848	4.2	47	7
1969	Hoyle Granger	186	740	4.0	23	3
1970	Joe Dawkins	124	517	4.2	49t	2
1971	Robert Holmes	112	323	2.9	31	4
1972	Fred Willis	134	461	3.4	43	0
1973	Fred Willis	171	579	3.4	25	4
1974	Willie Rodgers	122	413	3.4	20	5
1975	Ronnie Coleman	175	790	4.5	46t	5
1976	Ronnie Coleman	171	684	4.0	39	2
1977	Ronnie Coleman	185	660	3.6	22	5
1978	Earl Campbell	302	1450	4.8	81t	13
1979	Earl Campbell	368	1697	4.6	61t	19
1980	Earl Campbell	373	1934	5.2	55t	13
1981	Earl Campbell	361	1376	3.9	43	10
1982	Earl Campbell	157	538	3.4	22	2
1983	Earl Campbell	322	1301	4.0	42	12
1984	Larry Moriarty	189	785	4.2	51	6
1985	Mike Rozier	133	462	3.5	30	8
1986	Mike Rozier	199	662	3.3	19t	4
1987	Mike Rozier	229	957	4.2	41	3
1988	Mike Rozier	251	1002	4.0	28	10
1989	Alonzo Highsmith	128	531	4.1	25	4
1990	Lorenzo White	168	702	4.2	22	8
1991	Allen Pinkett	171	720	4.2	32	9
1992	Lorenzo White	265	1226	4.6	44	7

## PASSING

Year	Player	Att.	Comp.	Yds.	Pct.	Int.	TD	Avg. Att.
1960	George Blanda	363	169	2413	.466	22	25	6.7
1961	George Blanda	362	187	3330	.517	22	36	9.2
1962	George Blanda	418	197	2810	.471	42	27	6.7
1963	George Blanda	423	224	3003	.529	25	24	7.0
1964	George Blanda	505	262	3282	.519	27	17	6.4
1965	George Blanda	442	186	2542	.421	30	20	5.8
1966	George Blanda	271	122	1764	.450	21	17	6.4
1967	Pete Beathard	231	94	1114	.407	14	9	4.8
1968	Pete Beathard	223	105	1559	.471	16	7	6.9
1969	Pete Beathard	370	180	2455	.486	21	10	6.4
1970	Charles Johnson	281	144	1652	.512	12	7	5.9
1971	Dan Pastorini	270	127	1702	.470	21	7	6.3
1972	Dan Pastorini	299	144	1711	.482	11	7	7
1973	Dan Pastorini	290	154	1482	.531	17	5	5.1
1974	Dan Pastorini	247	140	1571	.567	10	10	6.4
1975	Dan Pastorini	342	163	2053	.477	16	14	6.0
1976	Dan Pastorini	309	167	1785	.535	10	10	5.7
1977	Dan Pastorini	319	169	1987	.530	18	13	6.2
1978	Dan Pastorini	368	199	2473	.541	17	16	6.7
1979	Dan Pastorini	324	163	2090	.503	18	14	6.5
1980	Ken Stabler	454	293	3202	.645	28	13	7.0
1981	Ken Stabler	285	165	1988	.579	18	14	6.9
1982	Archie Manning	125	66	877	.528	6	6	7.0
1983	Oliver Luck	217	124	1375	.571	13	8	6.3
1984	Warren Moon	450	259	3338	.576	14	12	7.4
1985	Warren Moon	377	200	2709	.531	19	15	7.2
1986	Warren Moon	488	256	3489	.525	26	13	7.2
1987	Warren Moon	368	184	2806	.500	18	21	7.6
1988	Warren Moon	294	160	2327	.544	8	17	7.9
1989	Warren Moon	464	280	3631	.603	14	23	7.8
1990	Warren Moon	584	362	4689	.620	13	33	8.0
1991	Warren Moon	655	404	4690	.617	21	23	7.2
1992	Warren Moon	346	224	2521	.647	12	18	18

**RECEIVING**

<b>Year</b>	<b>Player</b>	<b>Rec.</b>	<b>Yds</b>	<b>Avg.</b>	<b>LG</b>	<b>TD</b>
1960	Bill Groman	72	1473	20.5	80t	12
1961	Charles Hennigan	82	1746	21.3	80t	12
1962	Charles Hennigan	54	867	16.1	75t	8
1963	Charles Hennigan	61	1051	17.2	83t	10
1964	Charles Hennigan	101	1561	15.5	53t	8
1965	Ode Burrell	55	650	11.8	52t	4
1966	Charles Frazier	57	1129	19.8	79t	12
1967	Hoyle Granger	31	300	9.6	43	3
1968	Alvin Reed	46	747	16.2	60	5
1969	Alvin Reed	51	664	13.0	43	2
1970	Alvin Reed	47	604	12.9	34	2
1971	Jim Beirne	38	550	14.5	40	1
1972	Fred Willis	45	297	6.6	27	2
1973	Fred Willis	57	371	6.5	50	1
1974	Ken Burrough	36	492	13.7	51	2
1975	Ken Burrough	53	1063	20.1	77t	8
1976	Ken Burrough	51	932	18.2	69	7
1977	Ken Burrough	43	816	19.0	85t	8
1978	Ken Burrough	47	624	13.3	44	2
1979	Ken Burrough	40	752	18.8	55t	6
1980	Mike Barber	59	712	12.1	79t	5
1981	Ken Burrough	40	668	16.7	71t	7
1982	Dave Casper	36	573	15.9	38	6
1983	Tim Smith	83	1176	14.2	47t	6
1984	Tim Smith	69	1141	16.5	75t	4
1985	Butch Woolfolk	80	814	10.2	80t	4
1986	Drew Hill	65	1112	17.1	81t	5
1987	Ernest Givins	53	933	17.6	83t	6
1988	Drew Hill	72	1141	15.8	57t	10
1989	Drew Hill	66	938	14.2	50	8
1990	Haywood Jeffires	74	1048	14.2	87t	8
	Drew Hill	74	1019	13.8	57	5
1991	Haywood Jeffires	100	1181	11.8	44	7
1992	Haywood Jeffires	90	913	10.1	47	9

**SCORING**

<b>Year</b>	<b>Player</b>	<b>TD</b>	<b>PAT</b>	<b>FG</b>	<b>TP</b>
1960	George Blanda	4	46	15	115
1961	George Blanda	0	64	16	112
1962	George Blanda	0	48	11	81
1963	George Blanda	0	37	9	64
1964	George Blanda	0	38	13	76
1965	George Blanda	0	28	11	61
1966	George Blanda	0	39	16	87
1967	John Wittenborn	0	30	14	72
1968	Wayne Walker	0	26	8	50
1969	Roy Gerela	0	29	19	86
1970	Roy Gerela	0	23	18	77
1971	Mark Moseley	0	25	16	73
1972	Skip Butler	0	12	16	51
1973	Skip Butler	0	15	21	66
1974	Skip Butler	0	29	9	56
1975	Skip Butler	0	31	18	85
1976	Skip Butler	0	24	16	72
1977	Toni Fritsch	0	19	12	55
1978	Earl Campbell	13	0	0	78
1979	Earl Campbell	19	0	0	114
1980	Toni Fritsch	0	26	19	83
1981	Toni Fritsch	0	32	15	77
1982	Dave Casper	6	0	0	36
1983	Florian Kempf	0	33	17	84
1984	Joe Cooper	0	13	11	46
1985	Tony Zendejas	0	29	21	92
1987	Tony Zendejas	0	32	20	92
1988	Tony Zendejas	0	48	22	114
1989	Tony Zendejas	0	40	25	115
1990	Lorenzo White	12	0	0	72
1991	Ian Howfield	0	25	13	64
1992	Al Del Greco	0	41	21	104

**KICKOFF RETURNS**

<b>Year</b>	<b>Player</b>	<b>No.</b>	<b>Yds</b>	<b>Avg.</b>	<b>LG</b>	<b>TD</b>
1960	Ken Hall	19	594	31.3	104t	1
1961	Billy Cannon	18	439	24.4	47	0
1962	Bobby Jancik	24	726	30.3	61	0
1963	Bobby Jancik	45	1315	29.3	53	0
1964	Ode Burrell	17	449	26.4	93t	1
1965	Bobby Jancik	18	430	23.9	43	0
1966	Bobby Jancik	34	875	25.7	53	0
1967	Zeke Moore	14	405	28.9	92	1
1968	Zeke Moore	32	787	24.6	45	0
1969	Jerry LeVias	38	940	24.7	87	0
1970	Jerry LeVias	26	598	23.0	37	0
1971	Linzy Cole	32	834	26.1	45	0
1972	Willie Rodgers	17	335	19.7	31	0
1973	Bob Gresham	27	723	26.8	103t	1
1974	Billy Johnson	29	785	27.1	67	0
1975	Billy Johnson	33	798	24.2	81t	1
1976	Billy Johnson	26	579	22.2	53	0
1977	Billy Johnson	25	630	25.2	76t	1
1978	Johnnie Dirden	32	780	24.4	60	0
1979	Richard Ellender	24	514	21.4	35	0
1980	Carl Roaches	37	746	20.2	46	0
1981	Carl Roaches	28	769	27.5	96t	1
1982	Carl Roaches	21	441	21.0	45	0
1983	Steve Brown	31	795	25.6	93t	1
1984	Carl Roaches	30	679	22.6	49	0
1985	Willie Drewrey	26	642	24.7	52	0
1986	Willie Drewrey	25	500	20.0	32	0
	Allen Pinkett	26	519	20.0	48	0
1987	Curtis Duncan	28	546	19.5	62	0
1988	Leonard Harris	34	678	19.9	56	0
1989	Kenny Johnson	21	372	17.7	39	0
1990	Gerald McNeil	27	551	20.4	64	0
1991	Allen Pinkett	26	508	19.5	41	0
1992	Pat Coleman	14	290	20.7	28	0

**PUNT RETURNS**

<b>Year</b>	<b>Player</b>	<b>No.</b>	<b>Yds</b>	<b>Avg.</b>	<b>LG</b>	<b>TD</b>
1960	Billy Cannon	4	96	24.0	51	0
1961	Billy Cannon	9	70	7.8	20	0
1962	Bobby Jancik	14	164	11.7	21	0
1963	Bobby Jancik	13	145	11.2	56	0
1964	Bobby Jancik	14	220	15.7	82t	1
1965	Bobby Jancik	12	85	7.1	25	0
1966	Ode Burrell	8	76	9.5	29	0
1967	Larry Carwell	9	154	17.1	54	0
1968	Sid Blanks	22	179	8.1	39	0
1969	Jerry LeVias	35	292	8.3	46	0
1970	Jerry LeVias	25	213	8.5	33	0
1971	Linzy Cole	14	107	7.6	31	0
1972	Ken Houston	25	148	5.9	33	0
1973	Jeff Severson	16	126	7.9	74	0
1974	Billy Johnson	30	309	10.3	49	0
1975	Billy Johnson	40	612	15.3	83t	3
1976	Billy Johnson	39	397	10.2	46	0
1977	Billy Johnson	35	539	15.4	87t	2
1978	Ronnie Coleman	16	142	8.9	32	0
1979	Richard Ellender	31	203	6.5	36	0
1980	Carl Roaches	47	384	8.2	68	0
1981	Carl Roaches	39	296	7.6	40	0
1982	Carl Roaches	19	104	5.5	25	0
1983	Carl Roaches	20	159	8.0	23	0
1984	Carl Roaches	26	152	5.8	18	0
1985	Willie Drewrey	24	215	9.0	23	0
1986	Willie Drewrey	25	262	7.7	25	0
1987	Kenny Johnson	24	196	8.2	26	0
1988	Kenny Johnson	30	170	5.7	16	0
1989	Kenny Johnson	19	122	6.4	19	0
1990	Gerald McNeil	30	172	5.7	26	0
1991	Pat Coleman	22	138	6.3	24	0
1992	Webster Slaughter	20	142	7.1	20	0

## INTERCEPTIONS

Year	Player	No.	Yds	Avg.	TD
1960	Mark Johnson	4	42	10.5	0
	Dennit Morris	4	32	8.0	0
	Julian Spence	4	5	1.3	0
1961	Jim Norton	9	150	16.7	0
1962	Jim Norton	8	75	9.4	0
1963	Fred Glick	12	180	15.0	0
1964	Pete Jaquess	8	141	17.6	1
1965	W.K. Hicks	9	156	17.3	0
1966	Jim Norton	4	125	31.3	0
	Fred Glick	4	47	11.8	0
1967	Miller Farr	10	264	26.4	3
1968	Ken Houston	5	160	32.0	2
1969	Miller Farr	6	48	8.0	0
1970	Zeke Moore	6	85	14.2	0
1971	Ken Houston	9	220	24.4	4
1972	Bob Atkins	2	37	18.5	0
	John Charles	2	6	3.0	0
1973	Guy Roberts	4	54	13.8	0
	Jeff Severson	4	24	6.0	0
1974	Bob Atkins	6	85	14.2	0
1975	Zeke Moore	5	137	27.4	0
1976	C.L. Whittington	5	103	20.6	0
1977	Mike Reinfeldt	5	78	15.6	0
1978	Willie Alexander	5	51	10.2	0
1979	Mike Reinfeldt	12	205	17.1	0
1980	Jack Tatum	7	100	14.3	0
1981	Greg Stemrick	3	94	31.3	0
	Carter Hartwig	3	78	26.0	0
1982	Robert Brazile	1	31	31.0	0
	Gregg Bingham	1	8	8.0	0
	Vernon Perry	1	8	8.0	0
1983	Willie Tullis	5	65	13.0	0
1984	Willie Tullis	4	48	12.0	0
1985	Steve Brown	5	41	8.2	0
1986	Allen Lyday	3	24	8.0	0
	Patrick Allen	3	20	6.7	0
1987	Keith Bostic	6	14	-2.3	0
1988	Jeff Donaldson	4	29	7.3	0
1989	Steve Brown	5	54	10.8	0
1990	Richard Johnson	8	100	12.5	1
1991	Cris Dishman	6	61	10.2	0
1992	Jerry Gray	6	24	4.0	0



# TACKLE/SACK LEADERS

(Tackles and sacks were not kept prior to 1974)

**1974**

**Tackles:** LB Gregg Bingham 206 (128,78), LB Ted Washington 142 (89,53), LB Steve Kiner 141 (92,49)

**Sacks:** LB Ted Washington 11

**1975**

**Tackles:** LB Gregg Bingham 185 (110,75), LB Steve Kiner 138 (93,45), LB Robert Brazile 138 (75,63)

**Sacks:** DT Curly Culp 11.5

**1976**

**Tackles:** LB Gregg Bingham 191 (100,91), LB Steve Kiner 157 (87,70), LB Robert Brazile 157 (82,75)

**Sacks:** DE Elvin Bethea 14.5

**1977**

**Tackles:** LB Gregg Bingham 190 (95,95) LB Robert Brazile 169 (92,77), LB Steve Kiner 143 (68,75)

**Sacks:** DE James Young 7.5

**1978**

**Tackles:** LB Gregg Bingham 223 (109,114), LB Robert Brazile 185 (94,91), LB Steve Kiner 159 (90,69)

**Sacks:** DE Elvin Bethea 8

**1979**

**Tackles:** LB Gregg Bingham 203 (100,103), LB Robert Brazile 144 (86,58), S Vernon Perry 111 (55,56)

**Sacks:** DE Jesse Baker 15.5

**1980**

**Tackles:** LB Gregg Bingham 212 (112,100), LB Robert Brazile 141 (73,68), S Vernon Perry 111 (55,56)

**Sacks:** DE Mike Stensrud 7

**1981**

**Tackles:** LB Gregg Bingham 172 (112,60), LB Daryl Hunt 127 (81,46), LB Robert Brazile 112 (72,40)

**Sacks:** DE Jesse Baker 10

**1982**

**Tackles:** LB Daryl Hunt 85 (61,24), LB Gregg Bingham 84 (63,21), LB Robert Brazile 66 (46,20)

**Sacks:** DE Jesse Baker 9.5

**1983**

**Tackles:** LB Gregg Bingham 135 (87,48), LB Robert Abraham 117 (83,34), S Keith Bostic 91 (70,21)

**Sacks:** DE Jesse Baker 5

**1984**

**Tackles:** LB Robert Abraham 198 (106,92), LB Gregg Bingham 169 (89,80), S Keith Bostic 152 (101,51)

**Sacks:** DE Jesse Baker 11

**1985**

**Tackles:** LB Avon Riley 147 (80,67), DE Ray Childress 135 (71,64), S Bo Eason 131 (87,44)

**Sacks:** DE Jesse Baker, S Rod Kush, S Keith Bostic, 5.5

**1986**

**Tackles:** LB John Grimsley 199 (112,87), DE Ray Childress 172 (67,105), LB Robert Abraham 136 (77,59)

**Sacks:** DE Ray Childress 5

**1987**

**Tackles:** LB Al Smith 102 (46,56), LB John Grimsley 100 (59,41), S Jeff Donaldson 95 (52,43)

**Sacks:** DE Ray Childress 6

**1988**

**Tackles:** LB John Grimsley 115 (70,45), LB Al Smith 98 (59,39), LB Robert Lyles 92 (58,34)

**Sacks:** DE Ray Childress, DE William Fuller 8.5

**1989**

**Tackles:** LB John Grimsley 103 (73,30), S Bubba McDowell 97 (72,25), LB Al Smith 76 (51,25)

**Sacks:** DE Ray Childress 8.5

**1990**

**Tackles:** LB Al Smith 104 (78,26), LB Johnny Meads 95 (65,30), DT Ray Childress 85 (65,20)

**Sacks:** DE Sean Jones 12.5

**1991**

**Tackles:** LB Al Smith 146 (101,45), LB Lamar Lathon 116 (86,30), S Bubba McDowell 95 (68,27)

**Sacks:** DE William Fuller 15

**1992**

**Tackles:** LB Al Smith 122 (70,52), DT Ray Childress 90 (64,26), S Marcus Robertson 79 (44,35)

**Sacks:** DT Ray Childress 13

# TOP PERFORMANCES

## 100-YARD RUSHERS

Player	Att.	Yards	Opponent	Date
Dave Smith	19	104	Oakland	9/11/60
Dave Smith	12	107	New York	10/30/60
Billy Cannon	16	105	Denver	11/6/60
Charlie Tolar	18	101	Oakland	9/9/61
Billy Cannon	11	118	Denver	11/5/61
Billy Cannon	25	216	New York	12/10/61
Billy Cannon	21	145	Oakland	12/17/61
Charlie Tolar	17	109	Buffalo	9/9/62
Charlie Tolar	18	142	San Diego	9/23/62
Dave Smith	20	114	New York	10/14/62
Charlie Tolar	24	110	Dallas	11/4/62
Charlie Tolar	28	105	Oakland	11/11/62
Billy Cannon	9	103	New York	12/15/62
Charlie Tolar	29	107	New York	12/15/62
Sid Blanks	6	127	Oakland	9/19/64
Sid Blanks	21	179	New York	12/13/64
Ode Burrell	14	112	Kansas City	12/28/65
Hoyle Granger	19	183	San Diego	12/4/66
Hoyle Granger	13	101	Kansas City	9/9/67
Hoyle Granger	20	138	Denver	10/1/67
Woody Campbell	16	101	Denver	11/12/67
Hoyle Granger	22	142	Denver	11/12/67
Hoyle Granger	22	124	Boston	11/26/67
Woody Campbell	18	141	Miami	12/2/67
Hoyle Granger	25	111	Miami	12/2/67
Hoyle Granger	27	107	San Diego	12/16/67
Hoyle Granger	21	160	Miami	12/23/67
Hoyle Granger	18	104	Boston	12/15/68
Roy Hopkins	14	107	Denver	10/26/69
Hoyle Granger	15	104	Cincinnati	11/9/69
Hoyle Granger	25	139	Boston	12/14/69
Joe Dawkins	22	143	Cleveland	11/22/70
Fred Willis	21	119	Philadelphia	11/12/72
Paul Robinson	20	100	Cincinnati	12/16/73
Ronnie Coleman	21	123	San Diego	9/15/74
Ronnie Coleman	16	112	San Diego	9/21/75
Don Hardeman	27	107	San Diego	9/21/75
Ronnie Coleman	14	110	Cleveland	10/12/75
Ronnie Coleman	25	142	Tampa Bay	9/12/76
Ronnie Coleman	26	114	Pittsburgh	10/23/77
Rob Carpenter	19	120	Oakland	11/13/77
Rob Carpenter	14	149	Kansas City	11/27/77
Ronnie Coleman	15	101	Kansas City	11/27/77
Earl Campbell	15	137	Atlanta	9/3/78
Earl Campbell	22	107	Kansas City	9/10/78
Earl Campbell	26	103	Oakland	10/8/78
Earl Campbell	19	105	Buffalo	10/15/78
Earl Campbell	18	102	Cincinnati	10/29/78
Earl Campbell	28	199	Miami	11/20/78
Earl Campbell	27	122	Cincinnati	11/25/78
Earl Campbell	27	118	New England	12/31/78*
Earl Campbell	32	166	Washington	9/2/79
Earl Campbell	32	131	Kansas City	9/16/79
Earl Campbell	34	158	Cincinnati	9/23/79
Earl Campbell	22	149	Baltimore	10/14/79
Earl Campbell	32	120	Miami	11/5/79
Earl Campbell	32	107	Oakland	11/11/79
Earl Campbell	19	112	Cincinnati	11/18/79
Earl Campbell	33	195	Dallas	11/22/79
Earl Campbell	22	108	Cleveland	12/2/79
Earl Campbell	33	109	Pittsburgh	12/10/79
Earl Campbell	16	134	Philadelphia	12/16/79
Earl Campbell	15	106	Cleveland	9/15/80
Rob Carpenter	24	114	Baltimore	9/21/80
Earl Campbell	38	178	Kansas City	10/12/80
Earl Campbell	33	203	Tampa Bay	10/19/80
Earl Campbell	27	202	Cincinnati	10/26/80
Earl Campbell	36	157	Denver	11/2/80

Earl Campbell	30	130	New England	11/10/80
Earl Campbell	31	206	Chicago	11/16/80
Earl Campbell	27	109	Cleveland	11/30/80
Earl Campbell	36	181	Green Bay	12/14/80
Earl Campbell	29	203	Minnesota	12/21/80
Earl Campbell	27	122	Los Angeles	9/6/81
Earl Campbell	37	182	Cincinnati	10/4/81
Earl Campbell	39	186	Seattle	10/11/81
Earl Campbell	30	142	Seattle	9/17/82
Earl Campbell	27	123	Green Bay	9/4/83
Earl Campbell	30	142	Buffalo	9/25/83
Earl Campbell	19	101	Denver	10/9/83
Earl Campbell	29	130	Minnesota	10/16/83
Earl Campbell	28	107	Detroit	11/13/83
Earl Campbell	28	138	Miami	12/4/83
Earl Campbell	32	130	Cleveland	12/11/83
Larry Moriarty	29	117	Kansas City	11/11/84
Larry Moriarty	23	138	N.Y. Jets	11/18/84
Larry Moriarty	24	102	L.A. Rams	12/9/84
Butch Woolfolk	14	101	Kansas City	11/3/85
Mike Rozier	29	150	Buffalo	9/20/87
Mike Rozier	29	144	Atlanta	10/25/87
Mike Rozier	29	112	Pittsburgh	11/15/87
Mike Rozier	26	122	Indianapolis	11/29/87
Mike Rozier	20	103	Cincinnati	12/27/87
Mike Rozier	25	100	Indianapolis	9/4/88
Mike Rozier	27	141	Kansas City	10/9/88
Mike Rozier	22	126	Cincinnati	12/11/88
Lorenzo White	23	115	Pittsburgh	12/3/89
Lorenzo White	18	125	Buffalo	11/26/90
Lorenzo White	18	116	Cleveland	12/9/90
Allen Pinkett	26	144	L.A. Raiders	9/1/91
Allen Pinkett	21	101	Cincinnati	9/8/91
Lorenzo White	13	100	Pittsburgh	9/6/92
Lorenzo White	25	149	Cincinnati	10/11/92
Lorenzo White	21	116	Chicago	12/7/92

• Denotes playoff game

### 100-YARD RUSHERS SUMMARY

Earl Campbell (40\*), Hoyle Granger (11), Mike Rozier (8), Charlie Tolar (6), Ronnie Coleman (6), Lorenzo White (6), Billy Cannon (5), Dave Smith (3), Rob Carpenter (3), Larry Moriarty (3), Sid Blanks (2), Woody Campbell (2), Allen Pinkett (2), Ode Burrell (1), Roy Hopkins (1), Joe Dawkins (1), Fred Willis (1), Paul Robinson (1), Don Hardeman (1), Butch Woolfolk (1)

\*Includes one playoff game

### 300-YARD PASSERS

Player	Att.	Comp.	Yards	TD	Opponent	Date
George Blanda	55	31	366	3	Los Angeles	11/13/60
Jacky Lee	38	21	331	1	Boston	11/25/60
George Blanda	32	16	301	3	Los Angeles	1/1/61*
Jacky Lee	41	27	457	2	Boston	10/13/61
George Blanda	32	18	464	4	Buffalo	10/29/61
George Blanda	32	20	418	7	New York	11/19/61
George Blanda	33	20	351	4	San Diego	12/3/61
George Blanda	31	18	350	4	Oakland	12/17/61
George Blanda	36	20	386	3	Boston	9/16/62
George Blanda	37	25	308	1	New York	1/22/63
George Blanda	32	20	342	5	Oakland	12/22/63
George Blanda	37	22	312	1	San Diego	10/25/64
George Blanda	68	37	393	1	Buffalo	11/1/64
George Blanda	44	20	328	2	Boston	11/6/64
George Blanda	33	19	304	5	Kansas City	10/24/65
George Blanda	60	27	308	2	Oakland	11/7/65
George Blanda	54	23	303	2	Buffalo	9/25/66
George Blanda	37	15	300	5	Denver	10/2/66
Don Trull	45	23	329	3	Boston	11/13/66
Pete Beathard	41	20	338	2	Denver	11/16/69
Lynn Dickey	32	22	340	3	Baltimore	11/4/73
Dan Pastorini	36	22	343	0	Oakland	12/2/73
Dan Pastorini	40	26	354	1	St. Louis	10/20/74
Dan Pastorini	39	25	329	3	San Diego	10/17/76

Ken Stabler	51	33	338	4	New York	11/23/80
Gifford Nielsen	37	24	376	3	Pittsburgh	12/20/81
Archie Manning	34	22	348	1	Green Bay	9/4/83
Archie Manning	35	16	300	1	Pittsburgh	9/18/83
Warren Moon	43	23	365	0	Indianapolis	9/9/84
Warren Moon	33	25	356	2	San Francisco	10/21/84
Warren Moon	45	27	303	1	Pittsburgh	12/2/84
Warren Moon	31	19	306	0	Cleveland	12/16/84
Warren Moon	47	26	330	2	N.Y. Giants	12/8/85
Warren Moon	48	22	339	2	Cleveland	12/15/85
Warren Moon	40	22	364	2	Indianapolis	12/22/85
Warren Moon	38	21	398	1	Detroit	10/5/86
Warren Moon	46	18	304	0	L.A. Raiders	10/26/86
Warren Moon	44	25	310	1	Cincinnati	11/9/86
Warren Moon	43	21	310	2	L.A. Rams	9/13/87
Warren Moon	44	24	327	3	Indianapolis	11/29/87
Warren Moon	42	28	338	1	Buffalo	9/24/89
Warren Moon	26	16	317	2	Chicago	10/15/89
Warren Moon	38	30	345	2	Detroit	11/5/89
Warren Moon	51	32	414	2	Cleveland	12/23/89
Warren Moon	48	29	315	2	Pittsburgh	12/31/89*
Warren Moon	52	31	397	4	Atlanta	9/9/90
Warren Moon	39	29	308	3	Indianapolis	9/23/90
Warren Moon	46	27	355	2	San Diego	9/30/90
Warren Moon	33	21	369	5	Cincinnati	10/14/90
Warren Moon	43	30	381	1	N.Y. Jets	10/28/90
Warren Moon	43	26	343	1	L.A. Rams	11/4/90
Warren Moon	32	24	322	5	Cleveland	11/18/90
Warren Moon	22	16	300	2	Buffalo	11/26/90
Warren Moon	45	27	527	3	Kansas City	12/16/90
Warren Moon	37	22	315	1	Cincinnati	9/8/91
Warren Moon	31	19	334	2	Denver	10/6/91
Warren Moon	50	35	423	2	N.Y. Jets	10/13/91
Warren Moon	56	41	432	0	Dallas	11/10/91
Warren Moon	44	31	399	3	Cleveland	11/17/91
Warren Moon	48	24	324	2	Pittsburgh	11/24/91
Warren Moon	36	27	325	3	Denver	1/4/92*
Warren Moon	45	29	330	2	Pittsburgh	9/6/92
Warren Moon	39	29	361	2	Indianapolis	9/13/92
Warren Moon	39	23	321	2	Denver	10/18/92
Warren Moon	40	27	342	2	Cincinnati	10/25/92
Cody Carlson	33	24	338	1	Detroit	11/26/92
Cody Carlson	36	25	330	0	Green Bay	12/13/92
Warren Moon	50	36	371	4	Buffalo	1/3/93*

\*Denotes playoff game

### 300-YARD PASSERS SUMMARY

Warren Moon (38\*), George Blanda (16\*). Dan Pastorini (3), Jacky Lee (2), Archie Manning (2), Cody Carlson (2), Don Trull (1), Pete Beathard (1), Ken Stabler (1), Gifford Nielsen (1)

\*Includes three playoff games for Moon and one for Blanda

### 100-YARD RECEIVERS

Player	Rec.	Yards	Opponent	Date
Bill Groman	6	115	Oakland	9/11/60
Bill Groman	10	140	Dallas	10/16/60
Charlie Hennigan	8	110	L.A. Chargers	11/13/60
Bill Groman	9	171	Boston	11/25/60
Charlie Hennigan	7	113	Boston	11/25/60
Bill Groman	3	101	Buffalo	12/11/60
Bill Groman	7	150	Boston	12/18/60
Billy Cannon	3	128	L.A. Chargers	1/1/61*
John White	6	112	San Diego	9/24/61
Charlie Hennigan	6	109	San Diego	9/24/61
Charlie Hennigan	3	101	Dallas	10/1/61
Charlie Hennigan	4	109	Buffalo	10/8/61
Charlie Hennigan	13	272	Boston	10/13/61
Bill Groman	8	148	Boston	10/13/61
Bill Groman	4	123	Dallas	10/22/61
Charlie Hennigan	4	108	Dallas	10/22/61
Charlie Hennigan	9	232	Buffalo	10/29/61
Bill Groman	6	117	Boston	11/12/61



Charlie Hennigan	10	214	San Diego	12/3/61
Charlie Hennigan	10	145	Buffalo	9/9/62
Charlie Hennigan	8	202	Boston	9/16/62
Willard Dewveall	3	139	San Diego	11/25/62
Charlie Hennigan	7	101	Oakland	9/7/63
Charlie Hennigan	4	133	Denver	9/14/63
Charlie Hennigan	9	186	N.Y. Jets	9/22/63
Charlie Hennigan	8	123	Buffalo	9/28/63
Charles Frazier	3	106	Buffalo	10/20/63
Charlie Hennigan	9	122	Boston	12/8/63
Willard Dewveall	7	137	Oakland	12/22/63
Sid Banks	12	131	San Diego	9/12/64
Charlie Hennigan	7	104	San Diego	9/12/64
Charlie Hennigan	7	134	Oakland	9/19/64
Charlie Hennigan	11	188	Denver	9/27/64
Charlie Hennigan	8	138	N.Y. Jets	10/17/64
Charlie Hennigan	8	145	San Diego	10/25/64
Charlie Hennigan	12	160	Buffalo	11/1/64
Charles Frazier	9	143	Boston	11/6/64
Willie Frazier	2	102	Boston	11/6/64
Charlie Hennigan	6	104	Oakland	11/15/64
Charlie Hennigan	8	111	Kansas City	11/22/64
Charlie Hennigan	12	181	Boston	11/29/64
Charles Frazier	6	182	Boston	9/19/65
Charlie Hennigan	7	130	Denver	10/17/65
Charles Frazier	6	128	Buffalo	9/25/66
Charles Frazier	6	158	Boston	11/13/66
Alvin Reed	4	107	Kansas City	9/9/68
Alvin Reed	8	122	Oakland	9/29/68
Alvin Reed	4	132	Buffalo	10/27/68
Jim Bierne	4	103	Kansas City	11/28/68
Mac Haik	6	129	Buffalo	12/7/68
Alvin Reed	7	119	New York	10/19/69
Jerry LeVias	4	122	Denver	10/26/69
Jim Bierne	6	114	Cincinnati	11/9/69
Jerry LeVias	7	150	Denver	11/16/69
Jerry LeVias	4	101	Miami	11/23/69
Jerry LeVias	9	110	N.Y. Jets	12/6/69
Charlie Joiner	5	100	San Diego	10/25/70
Roy Hopkins	6	101	Kansas City	11/8/70
Jerry LeVias	3	101	Denver	11/29/70
Charlie Joiner	6	143	Cincinnati	12/13/70
Ken Burrough	4	122	San Diego	12/19/71
Ken Burrough	4	106	Atlanta	12/3/72
Dave Parks	5	127	Baltimore	11/4/73
Ken Burrough	7	117	Baltimore	11/4/73
Mike Montgomery	9	179	St. Louis	10/20/74
Ken Burrough	7	145	N.Y. Jets	11/3/74
Ken Burrough	3	111	Detroit	10/26/75
Ken Burrough	7	177	Kansas City	11/2/75
Ken Burrough	4	112	Oakland	12/14/75
Ken Burrough	5	129	Cleveland	12/21/75
Ken Burrough	5	107	Denver	10/10/76
Ken Burrough	5	136	San Diego	10/17/76
Billy Johnson	5	104	Atlanta	11/28/76
Ken Burrough	6	180	Chicago	11/6/77
Billy Johnson	6	138	Cincinnati	12/18/77
Ken Burrough	6	103	Miami	11/20/78
Mike Barber	4	112	Miami	11/20/78
Ken Burrough	3	109	Oakland	11/11/79
Ken Burrough	6	123	Cincinnati	11/18/79
Mike Barber	3	105	New England	11/10/80
Dave Casper	6	130	Cleveland	11/30/80
Dave Casper	7	120	Minnesota	12/21/80
Mike Holston	8	102	Atlanta	11/29/81
Dave Casper	6	139	Pittsburgh	12/20/81
Dave Casper	6	100	New England	11/28/82
Dave Casper	5	102	Philadelphia	12/19/82
Tim Smith	8	197	Green Bay	9/4/83
Tim Smith	11	147	Buffalo	9/25/83
Tim Smith	7	150	Cleveland	12/11/83
Tim Smith	6	102	Indianapolis	9/9/84
Tim Smith	5	159	San Diego	9/16/84
Tim Smith	6	101	San Francisco	10/21/84
Tim Smith	8	107	Kansas City	11/11/84

Tim Smith	7	108	Pittsburgh	12/2/84
Tim Smith	7	167	Cleveland	12/16/84
Butch Woolfolk	3	120	Miami	9/8/85
Butch Woolfolk	8	124	Denver	10/6/85
Drew Hill	6	132	St. Louis	10/27/85
Drew Hill	7	129	Cincinnati	12/1/85
Drew Hill	6	103	N.Y. Giants	12/8/85
Tim Smith	7	125	Cleveland	12/15/85
Drew Hill	9	210	Indianapolis	12/22/85
Ernest Givins	5	155	Detroit	10/5/86
Drew Hill	7	138	L.A. Raiders	10/26/86
Drew Hill	10	185	Cincinnati	11/9/86
Ernest Givins	8	156	Pittsburgh	11/16/86
Ernest Givins	7	102	Indianapolis	11/23/86
Ernest Givins	6	108	Minnesota	12/14/86
Drew Hill	5	114	Buffalo	12/21/86
Ernest Givins	6	117	L.A. Rams	9/13/87
Leonard Harris	6	104	Cleveland	10/4/87
Oliver Williams	9	124	New England	10/18/87
Drew Hill	4	101	San Francisco	11/8/87
Drew Hill	4	107	Pittsburgh	11/15/87
Ernest Givins	3	126	Cleveland	11/22/87
Drew Hill	7	134	Indianapolis	11/29/87
Drew Hill	4	102	New Orleans	12/13/87
Drew Hill	4	109	Pittsburgh	12/20/87
Drew Hill	6	109	Cincinnati	12/27/87
Ernest Givins	9	108	L.A. Raiders	9/11/88
Ernest Givins	5	104	Pittsburgh	10/16/88
Drew Hill	9	148	Washington	10/30/88
Drew Hill	8	139	Seattle	11/13/88
Ernest Givins	5	118	Phoenix	11/20/88
Drew Hill	5	100	Phoenix	11/20/88
Drew Hill	9	113	Dallas	11/24/88
Ernest Givins	6	119	Cleveland	12/18/88
Ernest Givins	5	128	New England	10/8/89
Drew Hill	5	128	Chicago	10/15/89
Drew Hill	9	101	Detroit	11/5/89
Drew Hill	10	141	Cleveland	12/23/89
Ernest Givins	11	136	Pittsburgh	12/31/89*
Ernest Givins	4	109	Atlanta	9/9/90
Drew Hill	10	123	Indianapolis	9/23/90
Ernest Givins	6	101	Cincinnati	10/14/90
Curtis Duncan	7	130	Cleveland	11/18/90
Drew Hill	6	102	Buffalo	11/26/90
Haywood Jeffires	9	245	Kansas City	12/16/90
Ernest Givins	5	151	Denver	10/6/91
Haywood Jeffires	13	186	N.Y. Jets	10/13/91
Drew Hill	6	129	Cincinnati	10/27/91
Drew Hill	11	144	Cleveland	11/17/91
Haywood Jeffires	8	122	Pittsburgh	11/24/91
Ernest Givins	6	111	Denver	1/4/92*
Haywood Jeffires	7	117	Pittsburgh	9/6/92
Lorenzo White	4	106	Indianapolis	9/13/92
Curtis Duncan	5	133	Denver	10/18/92
Ernest Givins	8	100	Cincinnati	10/25/92
Ernest Givins	4	100	Detroit	11/26/92
Curtis Duncan	6	100	Green Bay	12/13/92
Lorenzo White	6	105	Cleveland	12/20/92
Ernest Givins	9	117	Buffalo	1/3/93*

\*Denotes playoff game

### 100-YARD RECEIVERS SUMMARY

Charlie Hennigan (26), Drew Hill (24), Ernest Givins (19\*), Ken Burrough (14), Tim Smith (10), Bill Groman (8), Charles Frazier (5), Jerry LeVias (5), Dave Casper (5), Alvin Reed (4), Haywood Jeffires (4), Curtis Duncan (3), Willard Dewveall (2), Jim Beirne (2), Charlie Joiner (2), Billy Johnson (2), Mike Barber (2), Butch Woolfolk (2), Lorenzo White (2), Billy Cannon (1), John White (1), Sid Blanks (1), Willie Frazier (1), Mac Haik (1), Roy Hopkins (1), Dave Parks (1), Mike Montgomery (1), Leonard Harris (1), Oliver Williams (1)

\*Includes two playoff games

**LONGEST PLAYS**

<b>Rushing</b>		<b>Distance</b>	<b>Punt Returns</b>		<b>Distance</b>
1960	Dave Smith	65	1960	Billy Cannon	51
1961	Billy Cannon	61	1961	Mark Johnson	62
1962	Billy Cannon	64	1962	Tony Banfield	50
1963	Charles Tolar	33	1963	Bobby Jancik	56
1964	Sid Blanks	91	1964	Bobby Jancik	82
1965	Ode Burrell	63	1965	Ode Burrell	33
1966	Hoyle Granger	69	1966	Ode Burrell	29
1967	Hoyle Granger	67	1967	Larry Carwell	54
1968	Hoyle Granger	47	1968	Sid Blanks	39
1969	Roy Hopkins	43	1969	Jerry LeVias	46
1970	Joe Dawkins	49	1970	Jerry LeVias	33
1971	Robert Holmes	31	1971	Linzy Cole	31
1972	Fred Willis	43	1972	Ken Houston	33
1973	Bob Gresham	52	1973	Jeff Severson	74
1974	Ronnie Coleman	37	1974	Billy Johnson	49
1975	Ronnie Coleman	46	1975	Billy Johnson	83
1976	Fred Willis	44	1976	Ronnie Coleman	69
1977	Rob Carpenter	77	1977	Billy Johnson	76
1978	Earl Campbell	81	1978	Guido Merkens	42
1979	Earl Campbell	61	1979	Rich Ellender	36
1980	Earl Campbell	55	1980	Carl Roaches	68
1981	Earl Campbell	43	1981	Carl Roaches	40
1982	Archie Manning	24	1982	Carl Roaches	25
1983	Larry Moriarty	80	1983	Carl Roaches	23
1984	Larry Moriarty	51	1984	Carl Roaches	18
1985	Butch Woolfolk	43	1985	Willie Drewrey	23
1986	Ernest Givins	43	1986	Willie Drewrey	25
1987	Mike Rozier	41	1987	Kenny Johnson	26
1988	Alonzo Highsmith	42	1988	Kenny Johnson	16
1989	Allen Pinkett	60	1989	Kenny Johnson	19
1990	Ernest Givins	31	1990	Gerald McNeil	26
1991	Gary Brown	39	1991	Ernest Givins	29
1992	Lorenzo White	44	1992	Webster Slaughter	20

<b>Punting</b>		<b>Distance</b>	<b>Field Goal</b>		<b>Distance</b>
1960	Charlie Milstead	59	1960	George Blanda	53
1961	Jim Norton	64	1961	George Blanda	55
1962	Jim Norton	64	1962	George Blanda	54
1963	Jim Norton	68	1963	George Blanda	48
1964	Jim Norton	79	1964	George Blanda	49
1965	Jim Norton	65	1965	George Blanda	45
1966	Jim Norton	65	1966	George Blanda	50
1967	Jim Norton	58	1967	John Wittenborn	47
1968	Jim Norton	64	1968	John Wittenborn	44
1969	Roy Gerela	70	1969	Roy Gerela	50
1970	Spike Jones	73	1970	Roy Gerela	48
1971	Dan Pastorini	62	1971	Mark Moseley	44
1972	Dan Pastorini	63	1972	Skip Butler	47
1973	Dave Green	61	1973	Skip Butler	49
1974	David Beverly	69	1974	Skip Butler	45
1975	Dan Pastorini	68	1975	Skip Butler	48
1976	Dan Pastorini	74	1976	Skip Butler	54
1977	Cliff Parsley	55	1977	Toni Fritsch	46
1978	Cliff Parsley	59	1978	Toni Fritsch	49
1979	Cliff Parsley	57	1979	Toni Fritsch	52
1980	Cliff Parsley	57	1980	Toni Fritsch	46
1981	Cliff Parsley	62	1981	Toni Fritsch	50
1982	John James	56	1982	Florian Kempf	37
1983	John James	53	1983	Florian Kempf	51
1984	John James	55	1984	Florian Kempf	49
1985	Lee Johnson	65	1985	Tony Zendejas	52
1986	Lee Johnson	66	1986	Tony Zendejas	51
1987	Lee Johnson	59	1987	Tony Zendejas	52
1988	Greg Montgomery	61	1988	Tony Zendejas	52
1989	Greg Montgomery	63	1989	Tony Zendejas	52
1990	Greg Montgomery	60	1990	Teddy Garcia	49
1991	Greg Montgomery	61	1991	Al Del Greco	52
1992	Greg Montgomery	66	1992	Al Del Greco	54

<b>Kickoff Returns</b>		<b>Distance</b>	<b>Interception Returns</b>		<b>Distance</b>
1960	Ken Hall	104	1960	Mark Johnston	33
1961	Billy Cannon	47	1961	Tony Banfield	58
1962	Bobby Jancik	61	1962	Jim Norton	36
1963	Bobby Jancik	53	1963	Mark Johnston	90
1964	Ode Burrell	93	1964	Pete Jaquess	98
1965	Pete Jaquess	69	1965	Gary Cutsinger	72
1966	Bobby Jancik	53	1966	Jim Norton	56
1967	Zeke Moore	92	1967	Miller Farr	67
1968	Zeke Moore	45	1968	Ken Houston	66
1969	Jerry LeVias	87	1969	Ken Houston	
1970	Zeke Moore	45		Zeke Moore	51
1971	Linzy Cole	45	1970	Leroy Mitchell	35
1972	Lewis Jolley	43	1971	John Charles	51
1973	Bob Gresham	103	1972	Bob Atkins	
1974	Billy Johnson	67		Benny Johnson	34
1975	Billy Johnson	81	1973	Joe Blahak	87
1976	Billy Johnson	53	1974	Bob Atkins	36
1977	Billy Johnson	76	1975	Zeke Moore	74
1978	Johnnie Dirden	60	1976	C.L. Whittington	50
1979	Carter Hartwig	36	1977	Willie Alexander	95
1980	Carl Roaches	46	1978	Greg Stemrick	38
1981	Carl Roaches	96	1979	J.C. Wilson	66
1982	Carl Roaches	45	1980	Vernon Perry	42
1983	Carl Roaches	97	1981	Greg Stemrick	38
1984	Carl Roaches	49	1982	Robert Brazile	31
1985	Steve Tasker	52	1983	Willie Tullis	44
1986	Allen Pinkett	48	1984	Steve Brown	26
1987	Curtis Duncan	62	1985	Bo Eason	55
1988	Lorenzo White	90	1986	Steve Brown	38
1989	Leonard Harris	63	1987	Eugene Seale	73
1990	Gerald McNeil	64	1988	Kenny Johnson	51
1991	Allen Pinkett	41	1989	Robert Lyles	48
1992	Corey Harris	42	1990	Terry Kinard	47
			1991	Lamar Lathon	52
			1992	Marcus Robertson	27

<b>Year</b>	<b>Pass Play</b>	<b>Dist.</b>	<b>Opponent</b>	<b>Date</b>
1960	Jacky Lee to Bill Groman	92t	Denver	11/20/60
1961	Jacky Lee to Bill Groman	80t	Denver	11/5/61
1962	Jacky Lee to Willard Dewveall	98t	San Diego	11/25/62
1963	George Blanda to Charles Frazier	80t	Buffalo	10/20/63
1964	George Blanda to Willie Frazier	80t	Boston	11/6/64
1965	George Blanda to Dick Compton	95t	Buffalo	12/5/65
1966	George Blanda to Willie Frazier	79t	Denver	10/2/66
1967	Don Trull to Willie Frazier	53	Kansas City	9/9/67
1968	Pete Beathard to Jim Bieme	66t	Kansas City	11/28/68
1969	Pete Beathard to Jerry LeVias	86t	Denver	11/16/69
1970	Jerry Rhome to Charley Joiner	87t	Cincinnati	12/13/70
1971	Charley Johnson to Charley Joiner	70t	Cincinnati	10/3/71
1972	Dan Pastorini to Charley Joiner	82t	Miami	9/24/72
1973	Lynn Dickey to Billy Parks	66t	Baltimore	11/4/73
1974	Dan Pastorini to Mike Montgomery	65	St. Louis	10/20/74
1975	Dan Pastorini to Ken Burrough	77t	Kansas City	11/2/75
1976	John Hadl to Ken Burrough	69t	Pittsburgh	11/21/76
1977	Dan Pastorini to Ken Burrough	85t	Chicago	11/6/77
1978	Dan Pastorini to Robert Woods	80t	New Orleans	12/10/78
1979	Dan Pastorini to Ken Burrough	55t	Oakland	11/11/79
1980	Ken Stabler to Mike Barber	79t	New England	11/10/80
1981	Ken Stabler to Ken Burrough	71t	Miami	9/20/81
1982	Archie Manning to Mike Renfro	54t	Dallas	12/13/82
1983	Oliver Luck to Earl Campbell	66	Miami	12/4/83
1984	Warren Moon to Herkie Walls	76	Cincinnati	10/28/84
1985	Warren Moon to Butch Woolfolk	80t	Miami	9/8/85
1986	Warren Moon to Drew Hill	81t	Detroit	10/5/86
1987	Warren Moon to Ernest Givins	83t	Cleveland	11/22/87
1988	Warren Moon to Drew Hill	57t	Seattle	11/13/88
1989	Warren Moon to Curtis Duncan	55	Cleveland	10/29/89
1990	Warren Moon to Haywood Jeffires	87t	Kansas City	12/16/90
1991	Cody Carlson to Tony Jones	68t	Cincinnati	10/27/91
1992	Warren Moon to Curtis Duncan	72	Denver	10/18/92

# YEAR-BY-YEAR OFFENSE

(Regular Season)

Year	Total Plays	First Downs	Rush Yards	Net Pass Yards	Total Yards	Total Points
1960	929	262	1565	3352	4917	379
1961	959	293	1896	4392	<b>6288</b>	<b>513</b>
1962	932	255	1742	3229	4971	387
1963	843	254	1194	3210	4404	302
1964	942	291	1362	3576	4874	310
1965	905	229	1175	2813	3988	298
1966	901	246	1515	2897	4412	335
1967	829	207	2122	1390	3519	258
1968	907	240	1804	2458	4352	303
1969	966	256	1706	2825	4531	278
1970	922	232	1556	2768	4324	217
1971	815	201	1106	2643	3749	251
1972	817	183	1521	2045	3566	164
1973	840	193	1388	1919	3307	199
1974	817	200	1354	1983	3337	243
1975	900	234	2068	1869	3937	293
1976	839	199	1498	2072	3570	222
1977	857	226	1998	1875	3873	299
1978	994	276	2476	2338	4824	283
1979	1034	268	2571	2256	4827	362
1980	1038	329	<b>2635</b>	3007	5642	295
1981	945	241	1734	2777	4511	281
1982	551	138	799	1574	2373	136
1983	1033	295	1998	2899	4897	288
1984	969	284	1656	3228	4884	240
1985	998	270	1570	3082	4652	284
1986	<b>1089</b>	299	1700	3449	5149	274
1987	998	294	1923	3300	5223	345
1988	1010	308	2249	2956	5205	424
1989	1028	327	1928	3499	5427	365
1990	1006	<b>376</b>	1417	<b>4805</b>	5955	405
1991	1022	353	1366	4621	5987	386
1992	958	339	1626	4029	5655	352

**Bold** Face Denotes Club Record

# YEAR-BY-YEAR DEFENSE

Year	Total Plays	First Downs	Rush Yards	Net Pass Yards	Total Yards	Total Points
1960	995	282	<b>1027</b>	3874	4891	285
1961	877	235	1634	2392	4026	241
1962	848	217	1569	2561	4130	270
1963	870	256	1981	2600	4581	372
1964	896	267	1989	3315	5241	355
1965	946	271	2683	2470	5153	429
1966	867	244	1778	3162	4940	396
1967	910	233	1637	2455	4051	<b>199</b>
1968	853	198	1704	<b>1671</b>	<b>3375</b>	249
1969	843	<b>183</b>	1556	2217	3773	279
1970	840	227	1793	2851	4644	352
1971	880	237	1684	2207	2891	330
1972	894	262	2595	2312	4908	380
1973	909	274	2410	2237	4647	447
1974	919	267	2070	2376	4446	282
1975	952	264	1680	2457	4137	225
1976	885	226	2072	1915	3986	275
1977	906	246	1802	2142	3944	230
1978	1077	292	2072	2842	4914	298
1979	1040	304	2225	2765	4990	331
1980	932	259	1811	2801	4612	251
1981	1084	325	2411	3315	5726	355
1982	<b>610</b>	187	1255	2213	3438	245
1983	1031	332	2787	2845	5632	460
1984	1075	345	2789	3179	5968	437
1985	1091	356	2814	3341	6155	412
1986	1054	285	2035	2999	5034	329
1987	976	287	1848	3145	4993	349
1988	985	304	1592	3266	4858	365
1989	940	314	1669	3542	5211	412
1990	890	279	1575	3060	4635	307
1991	984	280	1540	3208	4748	251
1992	907	254	1634	2577	4211	258

**Bold** Face Denotes Club Record 1960-77—14 games; 1978-81—16 games; 1982—9 games; 1983-86—16 games; 1987—15 games; 1988-92—16 games

# HOME/AWAY RECORDS

HOME RECORD					ROAD RECORD				
Year	W	L	T	Pct.	Year	W	L	T	Pct.
1960	6	1	0	.857	1960	4	3	0	.571
1961	6	1	0	.857	1961	4	2	1	.643
1962	6	1	0	.857	1962	5	2	0	.714
1963	4	3	0	.571	1963	2	5	0	.286
1964	3	4	0	.429	1964	1	6	0	.143
1965	3	4	0	.429	1965	1	6	0	.143
1966	3	4	0	.429	1966	0	7	0	.000
1967	5	2	0	.714	1967	4	2	1	.643
1968	3	4	0	.429	1968	4	3	0	.571
1969	4	2	1	.643	1969	2	4	1	.357
1970	1	6	0	.143	1970	2	4	1	.357
1971	3	3	1	.500	1971	1	6	0	.143
1972	1	6	0	.143	1972	0	7	0	.000
1973	0	7	0	.000	1973	1	6	0	.143
1974	3	4	0	.429	1974	4	3	0	.571
1975	5	2	0	.714	1975	5	2	0	.714
1976	3	4	0	.429	1976	2	5	0	.286
1977	5	2	0	.714	1977	3	4	0	.429
1978	5	3	0	.625	1978	5	3	0	.625
1979	6	2	0	.750	1979	5	3	0	.625
1980	6	2	0	.750	1980	5	3	0	.625
1981	5	3	0	.625	1981	2	6	0	.250
1982	1	4	0	.200	1982	0	4	0	.000
1983	2	6	0	.250	1983	0	8	0	.000
1984	2	6	0	.250	1984	1	7	0	.125
1985	4	4	0	.500	1985	1	7	0	.125
1986	4	4	0	.500	1986	1	7	0	.125
1987	5	2	0	.714	1987	4	4	0	.500
1988	7	1	0	.875	1988	3	5	0	.375
1989	6	2	0	.750	1989	3	5	0	.375
1990	6	2	0	.750	1990	3	5	0	.375
1991	7	1	0	.875	1991	4	4	0	.500
1992	5	3	0	.625	1992	5	3	0	.625

## 33-YEAR TOTALS (Regular Season Only)

	W	L	T	Pct.
Home Games	135	105	2	.562
Road Games	87	151	4	.368
<b>Totals</b>	<b>222</b>	<b>256</b>	<b>6</b>	<b>.465</b>

# PRIME TIME OILERS

YEAR	DATE	OPPONENT	SCORE		ATTEN-DANCE
1970	Mon., Dec. 7	CLEVELAND	10-21	L	50,528
1972	Mon., Oct. 9	OAKLAND	0-34	L	51,378
1975	Mon., Nov. 24	PITTSBURGH	9-32	L	51,851
1976	Mon., Nov. 1	at Baltimore	14-38	L	60,020
1978	Mon., Oct. 23	at Pittsburgh	24-17	W	48,021
1978	Mon., Nov. 20	MIAMI	35-30	W	51,874
1979	Mon., Nov. 5	at Miami	9-6	W	70,273
1979	Mon., Dec. 10	PITTSBURGH	20-17	W	55,293
1980	Mon., Sept. 15	at Cleveland	16-7	W	80,243
1980	Mon., Nov. 10	NEW ENGLAND	38-34	W	51,524
1980	Thur., Dec. 4	PITTSBURGH	6-0	W	53,960
1981	Mon., Oct. 26	at Pittsburgh	13-26	L	52,372
1981	Thur., Dec. 3	CLEVELAND	17-13	W	44,502
1982	Mon., Dec. 13	DALLAS	7-37	L	51,808
1988	Sun., Oct. 30	WASHINGTON	41-17	W	48,781
1988	Mon., Nov. 7	CLEVELAND	24-17	W	51,467
1988	Sun., Dec. 4	PITTSBURGH	34-37	L	47,791
1989	Mon., Nov. 13	CINCINNATI	26-24	W	60,694
1989	Sat., Dec. 23	CLEVELAND	20-24	L	58,852
1990	Sun., Sept. 16	at Pittsburgh	9-20	L	54,814
1990	Mon., Nov. 26	BUFFALO	27-24	W	60,130
1990	Sun., Dec. 30	PITTSBURGH	34-14	W	56,906
1991	Sun., Sept. 8	at Cincinnati	30-7	W	56,463
1991	Mon., Sept. 16	KANSAS CITY	17-7	W	61,058
1991	Sun., Nov. 17	CLEVELAND	28-24	W	58,155
1991	Mon., Dec. 2	PHILADELPHIA	6-13	L	62,141
1992	Mon., Dec. 7	CHICAGO	24-7	W	62,193
1992	Sun., Dec. 13	GREEN BAY	14-16	L	57,285
1992	Sun., Dec. 27	BUFFALO	27-3	W	61,742

**TOTALS:** 11-7 Monday Night (8-5 home, 3-2 road)  
 2-0 Thursday Night (2-0 home)  
 0-1 Saturday Night (0-1 home)  
 5-3 Sunday Night (5-2 home, 0-1 road)

## OILERS MONTH-BY-MONTH

(\*Regular Season)

YEAR	SEPT.	OCT.	NOV.	DEC.	RECORD
1960	2-1	3-1	3-1	2-1	10-4
1961	1-1	2-2-1	4-0	3-0	10-3-1
1962	2-1	2-2	4-0	3-0	11-3
1963	2-2	3-1	1-2	0-3	6-8
1964	2-1	0-4	0-5	2-0	4-10
1965	2-1	2-2	0-4	0-3	4-10
1966	2-2	1-3	0-3	0-3	3-11
1967	1-2	3-0-1	2-1	3-1	9-4-1
1968	1-3	2-2	2-2	2-0	7-7
1969	2-1	2-2	1-2-2	1-1	6-6-2
1970	1-1	1-2-1	1-4	0-3	3-10-1
1971	0-2	1-3-1	0-4	3-0	4-9-1
1972	0-2	1-4	0-4	0-3	1-13
1973	0-3	0-4	1-3	0-3	1-13
1974	1-2	1-3	3-1	2-1	7-7
1975	2-0	3-1	2-3	3-0	10-4
1976	2-1	2-2	1-4	0-2	5-9
1977	2-0	1-4	3-1	2-1	8-6
1978	2-2	3-2	4-0	1-2	10-6
1979	4-1	2-2	4-0	1-2	11-5
1980	3-1	2-2	3-2	3-0	11-5
1981	2-2	2-2	1-4	2-1	7-9
1982	1-1	0-0	0-2	0-4	1-8
1983	0-4	0-5	1-3	1-2	2-14
1984	0-5	0-4	2-2	1-2	3-13
1985	1-3	2-2	2-2	0-4	5-11
1986	1-3	0-4	2-3	2-1	5-11
1987	1-1	3-1	2-3	3-1	9-6
1988	3-1	3-2	3-1	1-2	10-6
1989	1-2	3-2	3-1	2-2	9-7
1990	2-2	2-2	2-1	3-2	9-7
1991	3-1	4-0	2-2	2-2	11-5
1992	3-1	2-1	2-3	3-1	10-6
<b>TOTALS</b>	<b>52-56</b>	<b>58-73-4</b>	<b>61-73-2</b>	<b>51-53</b>	<b>222-256-6</b>

\*Does not include January 2, 1983 35-27 loss vs. Cincinnati

## HOT 'N' COLD OILERS

### FIVE WARMEST GAMES

DATE	OPPONENT	SCORE	WEATHER
9/11/83	at L.A. Raiders	6-20 L	96°, clear
9/9/90	at Atlanta	27-47 L	94°, partly cloudy
10/7/62	BUFFALO	17-14 W	93°, showers
9/14/65	N.Y. JETS	27-21 W	93°, sunny
10/6/63	at Kansas City	7-28 L	92°, sunny

### FIVE COLDEST GAMES

DATE	OPPONENT	SCORE	WEATHER
12/17/89	at Cincinnati	7-61 L	7°, overcast
12/14/80	at Green Bay	22-3 W	20°, clear
*1/6/80	at Pittsburgh	13-27 L	22°, partly cloudy
12/15/85	at Cleveland	21-28 L	22°, overcast
12/18/88	at Cleveland	23-28 L	22°, overcast

\* Playoff game

# TEN LARGEST MARGINS...

## ...OF VICTORY MARGIN

MARGIN	SCORE	DATE	OPPONENT
1. 55 points	55-0	9/9/61	OAKLAND
2. 47 points	47-0	11/6/77	CHICAGO
3. 44 points	58-14	12/9/90	CLEVELAND
4. 42 points	55-13	11/5/61	at Denver
5. 39 points	56-17	10/14/62	N.Y. TITANS
6. 38 points	45-7	9/3/66	DENVER
7. 36 points	49-13	11/19/61	N.Y. TITANS
8. 35 points	41-6	12/11/88	CINCINNATI
9. 34 points	44-10	12/15/62	at N.Y. Titans
10. 32 points	39-7	10/1/89	MIAMI
32 points	35-3	10/27/91	CINCINNATI

## ...OF DEFEAT MARGIN

MARGIN	SCORE	DATE	OPPONENT
1. 54 points	61-7	12/17/89	at Cincinnati
2. 44 points	44-0	11/1/70	at St. Louis
44 points	61-17	12/17/72	CINCINNATI
4. 42 points	45-3	11/1/63	at Boston
42 points	52-10	12/20/70	at Dallas
42 points	45-3	9/18/88	at N.Y. Jets
7. 41 points	51-10	10/13/74	at Minnesota
8. 39 points	52-13	9/18/66	at N.Y. Jets
9. 34 points	34-0	10/9/72	OAKLAND
34 points	34-0	11/26/89	at Kansas City

# CONSECUTIVE VICTORIES AND LOSSES

## CONSECUTIVE VICTORIES

### MOST OVERALL

10	10/22/61-9/9/62
7	11/4/62-12/15/62
5	10/28/79-11/22/79
5	10/29/80-11/16/80
4	10/12/75-11/2/75
4	10/6/91-10/27/91
4	9/13/92-10/11/92

### AT HOME

9	12/6/87-11/20/88
9	11/18/90-11/17/91
7	10/22/61-10/14/62
6	10/9/60-9/9/61
6	11/17/68-10/26/69
5	11/9/86-9/13/87

### ON ROAD

5	10/29/61-9/9/62
4	10/27/74-12/1/74
4	12/7/75-10/3/76
3	11/4/62-12/15/62
3	11/12/67-9/14/68
3	11/23/68-10/4/69
3	11/12/78-9/2/79

### START OF SEASON

3	9/1/91-9/16/91
2	9/11/60-9/19/65
2	9/12/65-9/19/65
2	9/3/66-9/10/66
2	9/21/75-9/28/75
2	9/12/76-9/19/76
2	9/18/77-9/25/77
2	9/6/81-9/13/81
2	9/4/88-9/11/88

## CONSECUTIVE LOSSES

### MOST OVERALL

18	10/9/72-10/28/73
17	11/21/82-11/6/83
10	9/2/84-11/4/84
9	9/14/64-11/2/64
8	9/14/86-11/2/86

### AT HOME

13	10/9/72-12/16/73
9	11/21/82-11/6/83
5	9/2/84-10/28/84
5	12/8/85-10/26/86
4	9/9/68-10/20/68

### ON ROAD

*23	9/27/81-11/4/84
11	9/17/72-10/28/73
10	11/21/65-12/18/66
10	11/1/70-11/21/71
8	9/21/86-9/20/87

### START OF SEASON

10	9/4/83-11/6/83
10	9/2/84-11/4/84
7	9/16/73-10/28/73
2	9/17/72-9/24/72
2	9/9/90-9/16/90

\*NFL record



# TOP TEN ATTENDANCE

	DATE	OPPONENT	SCORE		CROWD
<b>Home Games - Tickets Distributed</b>					
1.	9/6/92	Pittsburgh	24-29	L	64,934
2.	12/27/92	Buffalo	27-3	W	64,105
3.	12/8/91	Pittsburgh	31-6	W	63,971
4.	9/20/92	San Diego	27-0	W	63,793
5.	12/2/91	Philadelphia	6-13	L	63,760
6.	11/10/91	Dallas	26-23	W	63,721
7.	12/7/92	Chicago	24-7	W	63,630
8.	12/29/91	N.Y. Jets	17-10	W	63,328
9.	11/17/91	Cleveland	28-24	W	62,877
10.	10/25/92	Cincinnati	26-10	W	62,624

## Home Games - Announced

1.	9/6/92	Pittsburgh	24-29	L	63,713
2.	11/10/91	Dallas	26-23	W	63,001
3.	12/7/92	Chicago	24-7	W	62,193
4.	12/2/91	Philadelphia	6-13	L	62,141
5.	12/27/92	Buffalo	27-3	W	61,742
6.	12/29/91	N.Y. Jets	17-10	W	61,485
7.	9/1/91	L.A. Raiders	47-17	W	61,367
8.	9/17/91	Kansas City	17-7	W	61,058
9.	9/20/92	Kansas City	23-20	W (OT)	60,955
10.	11/13/89	Cincinnati	26-24	W	60,694

## Road Games - Tickets Distributed

1.	9/15/80	Cleveland	16-7	W	81,047
2.	9/13/81	Cleveland	9-3	W	80,142
3.	1/1/89	Buffalo	10-17	L	80,023
4.	11/10/74	Buffalo	21-9	W	80,020
5.	10/29/89	Cleveland	17-28	L	79,939
6.	12/18/88	Cleveland	23-28	L	79,873
7.	12/24/88	Cleveland	24-23	W	79,508
8.	11/18/90	Cleveland	35-23	W	78,155
9.	11/18/73	Kansas City	14-39	L	78,000
10.	9/24/72	Miami	13-34	L	77,821

## Road Games - Announced

1.	9/15/80	Cleveland	16-7	W	80,243
2.	1/1/89	Buffalo	10-17	L	79,532
3.	9/13/81	Cleveland	9-3	W	79,483
4.	11/10/74	Buffalo	21-9	W	79,223
5.	10/29/89	Cleveland	17-28	L	78,765
6.	9/24/72	Miami	13-34	L	77,821
7.	11/18/90	Cleveland	35-23	W	76,726
8.	1/10/88	Denver	10-34	L	75,968
9.	1/4/92	Denver	24-26	L	75,301
10.	12/24/88	Cleveland	24-23	W	74,977



# ALL-TIME ATTENDANCE

(Regular Season Games Only)

<b>Year</b>	<b>Home Games</b>	<b>Attendance</b>	<b>Average</b>	<b>Stadium</b>
1960	7	140,136	20,019	Jeppesen
1961	7	195,024	27,861	Jeppesen
1962	7	200,285	28,612	Jeppesen
1963	7	163,372	23,339	Jeppesen
1964	7	141,777	20,254	Jeppesen
1965	7	240,857	34,408	Rice
1966	7	177,896	25,414	Rice
1967	7	185,129	26,447	Rice
1968	7	283,383	40,483	Astrodome
1969	7	309,420	44,203	Astrodome
1970	7	294,425	42,061	Astrodome
1971	7	289,954	41,422	Astrodome
1972	7	285,851	40,836	Astrodome
1973	7	219,386	31,341	Astrodome
1974	7	237,403	33,915	Astrodome
1975	7	336,458	48,065	Astrodome
1976	7	331,895	47,414	Astrodome
1977	7	345,820	49,403	Astrodome
1978	8	411,652	51,457	Astrodome
1979	8	396,580	49,573	Astrodome
1980	8	398,699	49,837	Astrodome
1981	8	355,259	44,407	Astrodome
1982	5	200,340	40,068	Astrodome
1983	8	321,440	40,180	Astrodome
1984	8	323,533	40,442	Astrodome
1985	8	329,445	41,181	Astrodome
1986	8	303,786	37,973	Astrodome
1987	7	259,875	37,125	Astrodome
1988	8	365,981	45,748	Astrodome
1989	8	451,027	56,378	Astrodome
1990	8	449,275	56,159	Astrodome
1991	8	482,726	60,341	Astrodome
1992	8	479,428	59,928	Astrodome
<b>Totals</b>	<b>242</b>	<b>9,907,517</b>	<b>40,941</b>	

<b>Year</b>	<b>Road Games</b>	<b>Attendance</b>	<b>Average</b>
1960	7	132,804	18,972
1961	7	121,355	17,336
1962	7	94,823	13,546
1963	7	173,863	24,838
1964	7	185,507	26,501
1965	7	209,392	29,913
1966	7	233,659	33,380
1967	7	262,256	37,465
1968	7	285,872	40,839
1969	7	290,442	41,492
1970	7	365,007	52,144
1971	7	368,657	52,665
1972	7	398,939	56,991
1973	7	373,858	53,408
1974	7	377,206	53,887
1975	7	382,317	54,617
1976	7	381,322	54,475
1977	7	375,514	53,645
1978	8	461,075	57,634
1979	8	458,934	57,367
1980	8	499,926	62,491
1981	8	489,853	61,232
1982	4	202,173	50,543
1983	8	385,775	48,222
1984	8	384,111	48,014
1985	8	404,596	50,575
1986	8	389,508	48,689
1987	8	425,828	53,229
1988	8	479,415	59,927
1989	8	438,397	54,800
1990	8	468,544	58,568
1991	8	438,620	54,828
1992	8	485,938	60,743
<b>Totals</b>	<b>242</b>	<b>11,425,486</b>	<b>47,213</b>

# INDIVIDUAL RECORDS

## SERVICE

### Most Seasons

Career	16	Elvin Bethea (1968-83)
	12	Gregg Bingham (1973-84)
	11	Ken Burrough (1971-81)
		Zeke Moore (1967-77)
		Mike Munchak (1982-92)
Active	11	Mike Munchak (1982-92)

### Most Games (Regular Season Only)

Career	210	Elvin Bethea (1968-83)
	173	Gregg Bingham (1973-84)
	152	Bruce Matthews (1983-92)
	147	Robert Brazile (1975-84)
	146	Mike Munchak (1982-92)
Active	152	Bruce Matthews (1983-92)

### Most Consecutive Games Played (Regular Season Only)

	147	Robert Brazile (1975-84)
	135	Elvin Bethea (1968-77)
	134	Gregg Bingham (1973-81)

### Most Consecutive Starts (Regular Season Only)

	147	Robert Brazile (1975-84)
	135	Elvin Bethea (1968-77)
	134	Gregg Bingham (1973-81)

## SCORING

### Most Total Points

Career	596	George Blanda (1960-66) 4 TD, 299 PAT, 91 FG
	548	Tony Zendejas (1985-90) 197 PAT, 117 FG
	438	Earl Campbell (1978-84) 73 TD
	392	Toni Fritsch (1977-81) 149 PAT, 81 FG
	330	Skip Butler (1972-77) 120 PAT, 70 FG
Season	115	George Blanda (1960) 4 TD, 46 PAT, 15 FG
		Tony Zendejas (1989) 40 PAT, 25 FG
	114	Earl Campbell (1979) 19 TD
		Tony Zendejas (1988) 48 PAT, 22 FG
Game	30	Billy Cannon (12/10/61 vs. N.Y. Titans) 5 TD
	26	George Blanda (9/18/60 vs. L.A. Chargers) 3 TD, 2 PAT, 1 FG

### Most Total Points—Rookie

	92	Tony Zendejas (1985) 29 PAT, 21 FG
	86	Roy Gerela (1969) 29 PAT, 19 FG

### Most Seasons, 100 or More Points

	2	George Blanda (1960, 1961)
		Tony Zendejas (1988, 1989)

### Most Consecutive Games Scoring Points

	40	George Blanda (1960-63)
--	----	-------------------------

### Most Touchdowns

Career	73	Earl Campbell (1978-84)
	51	Charles Hennigan (1960-66)
	48	Kenny Burrough (1971-81)
Season	19	Earl Campbell (1979)
	18	Bill Groman (1961)
Game	5	Billy Cannon (12/10/61 vs. N.Y. Titans)

### Most Consecutive Games Scoring TD

	8	Bill Groman (1961)
	5	Hoyle Granger (1967)
		Earl Campbell (1979)

### Most Field Goals

Career	117	Tony Zendejas (1985-90)
	91	George Blanda (1960-66)
	81	Toni Fritsch (1977-81)
Season	25	Tony Zendejas (1989)
	22	Tony Zendejas (1986, 1988)
	21	Toni Fritsch (1979)
		Tony Zendejas (1985)
		Al Del Greco (1992)
Game	6	Skip Butler (10/12/75 vs. Cleveland)

### Longest Field Goal

	55	George Blanda (12/3/61 vs. San Diego)
	54	George Blanda (11/12/62 vs. Oakland)
		Skip Butler (9/19/76 vs. Buffalo)
		Al Del Greco (9/20/92 vs. Kansas City)

**Most Field Goal Attempts**

Career	189	George Blanda (1960-66)
	163	Tony Zendejas (1985-90)
	121	Skip Butler (1972-77)
Season	40	Roy Gerela (1969)
	37	Tony Zendejas (1989)
	34	George Blanda (1960)
		Tony Zendejas (1988)
Game	6	Skip Butler (10/12/75 vs. Cleveland)

**Most Consecutive Field Goals**

11	Florian Kempf (1983)
----	----------------------

**Most Consecutive Games With Field Goal**

10	George Blanda (1964-65)
	George Blanda (1966)

**Highest Field Goal Pct.**

Season	85.0	Florian Kempf (1983) 17 of 20
	84.0	Toni Fritsch (1979) 21 of 25

**Most Extra Points**

Career	299	George Blanda (1960-66)
	197	Tony Zendejas (1985-90)
	149	Toni Fritsch (1977-81)
Season	64	George Blanda (1961)
	48	George Blanda (1962)
		Tony Zendejas (1988)
Game	7	George Blanda (11/5/61 vs. N.Y. Titans) Teddy Garcia (12/9/90 vs. Cleveland)

**Most Consecutive PATs**

75	Skip Butler (1972-76)
64	George Blanda (1961-62)
63	George Blanda (1960-61)
57	Al Del Greco (1991-92)

**RUSHING****Most Yards Rushing**

Career	8574	Earl Campbell (1978-84)
	3514	Hoyle Granger (1966-70, 72)
	3426	Mike Rozier (1985-90)
	3288	Charles Tolar (1960-66)
Season	1934	Earl Campbell (1980)
	1697	Earl Campbell (1979)
	1450	Earl Campbell (1978)
	216	Billy Cannon (12/10/61 vs. N.Y. Titans)
	206	Earl Campbell (11/16/80 vs. Chicago)

**Most Rushing Attempts**

Career	1979	Earl Campbell (1978-84)
	910	Mike Rozier (1985-90)
	908	Charles Tolar (1960-66)
	773	Hoyle Granger (1966-70, 72)
Season	373	Earl Campbell (1980)
	368	Earl Campbell (1979)
	361	Earl Campbell (1981)
Game	39	Earl Campbell (10/11/81 vs. Seattle)
	38	Earl Campbell (10/12/80 vs. Denver)
	37	Earl Campbell (10/4/81 vs. Cincinnati)

**Most Touchdowns Rushing**

Career	73	Earl Campbell (1978-84)
	27	Mike Rozier (1985-90)
	24	Lorenzo White (1988-92)
Season	19	Earl Campbell (1979)
	13	Earl Campbell (1978, 1980)
Game	4	Earl Campbell (11/20/78 vs. Miami) Lorenzo White (12/9/90 vs. Cleveland)

**Most Consecutive Games Touchdowns Rushing**

5	Earl Campbell (1979)
4	Earl Campbell (1981)
	Alonzo Highsmith (1989)
3	Robert Holmes (1971)
	Willie Rodgers (1974)
	Earl Campbell (1980, 1981)
	Allen Pinkett (1991)
	Lorenzo White (1992)

**Best Rushing Average**

Career	4.56	Hoyle Granger (1966-70, 1972)
(Min. 1500 yds.)	4.33	Earl Campbell (1978-84)

Season	5.21	Sid Blanks (1964)
	5.18	Earl Campbell (1980)
	5.05	Hoyle Granger (1967)

### Longest Rushing Plays

	91t	Sid Blanks (12/13/64 vs. N.Y. Jets)
	81t	Earl Campbell (11/20/78 vs. Miami)
	80	Larry Moriarty (9/11/83 vs. Raiders)
	77	Rob Carpenter (11/27/77 vs. Kansas City)

### Most Yards Rushing (Rookie Season)

	1450	Earl Campbell (1978)
	756	Sid Blanks (1964)

### Most Seasons, 1000 Yards

	5	Earl Campbell (1978-81, 1983)
--	---	-------------------------------

### Most 100-Yard Games

Season	11	Earl Campbell (1979)
--------	----	----------------------

### Most 200-Yard Games

Season	4	Earl Campbell (1980)
--------	---	----------------------

### Most Consecutive 100-Yard Games

	7	Earl Campbell (1979)
	6	Earl Campbell (1980)

## PASSING

### Most Passing Yards

Career	30200	Warren Moon (1984-92)
	19149	George Blanda (1960-66)
	16846	Dan Pastorini (1971-79)
	5190	Ken Stabler (1980-81)
Season	4690	Warren Moon (1991)
	4689	Warren Moon (1990)
	3631	Warren Moon (1989)
	3338	Warren Moon (1984)
Game	527	Warren Moon (12/16/90 vs. Kansas City)
	464	George Blanda (10/29/61 vs. Buffalo)

### Most Passing Attempts

Career	4026	Warren Moon (1984-92)
	2784	George Blanda (1960-66)
	2767	Dan Pastorini (1971-79)
Season	655	Warren Moon (1991)
	584	Warren Moon (1990)
	505	George Blanda (1964)
	488	Warren Moon (1986)
	464	Warren Moon (1989)
Game	68	George Blanda (11/1/64 vs. Buffalo)
	60	George Blanda (11/7/65 vs. N.Y. Jets)

### Most Passes Completed

Career	2329	Warren Moon (1984-92)
	1426	Dan Pastorini (1971-79)
	1347	George Blanda (1960-66)
Season	404	Warren Moon (1991)
	362	Warren Moon (1990)
	293	Ken Stabler (1980)
	280	Warren Moon (1989)
	262	George Blanda (1962)
Game	41	Warren Moon (11/10/91 vs. Dallas)
	37	George Blanda (11/1/64 vs. Buffalo)
	35	Warren Moon (10/13/91 vs. N.Y. Jets)

### Most Touchdown Passes

Career	175	Warren Moon (1984-92)
	165	George Blanda (1960-66)
	96	Dan Pastorini (1971-79)
Season	36	George Blanda (1961)
	33	Warren Moon (1990)
	27	George Blanda (1962)
	24	George Blanda (1960, 1963)
Game	7	George Blanda (11/19/61 vs. N.Y. Titans)
	6	George Blanda (10/14/62 vs. N.Y. Titans)

### Most Consecutive Games With TD Pass

	21	Warren Moon (1990-91)
	14	George Blanda (1964-65)

### Most Passes Had Intercepted

Career	189	George Blanda (1960-66)
	145	Warren Moon (1984-92)
	139	Dan Pastorini (1971-79)
Season	42	George Blanda (1962)
	28	Ken Stabler (1980)

	26	Warren Moon (1986)
Game	6	George Blanda (9/9/62 vs. Buffalo) George Blanda (11/14/65 vs. Denver)

### **Most Consecutive Attempts Without Interception**

	130	Warren Moon (1984)
--	-----	--------------------

### **Longest Passing Plays**

	98t	Jacky Lee to Willard Dewveall (1/25/62 vs. San Diego)
	95t	George Blanda to Dick Compton (12/5/65 vs. Buffalo)
	92t	Jacky Lee to Bill Groman (11/20/60 vs. Denver)

### **Highest Passing Percentage**

Career	60.2	Ken Stabler (1980-81)
(Min.	59.5	Cody Carlson (1987-92)
400	57.8	Warren Moon (1984-92)
attempts)	56.4	Oliver Luck (1982-86)
	54.8	Gifford Nielsen (1978-83)
Season	65.6	Cody Carlson (1992)
	64.7	Warren Moon (1992)
	64.5	Ken Stabler (1980)
	62.0	Warren Moon (1990)
	61.7	Warren Moon (1991)

## **PASS RECEIVING**

### **Most Receptions**

Career	480	Drew Hill (1986-1991)
	438	Ernest Givins (1986-92)
	410	Charles Hennigan (1960-66)
	408	Ken Burrough (1971-81)
	320	Haywood Jeffires (1987-1992)
Season	101	Charles Hennigan (1964)
	100	Haywood Jeffires (1991)
	90	Drew Hill (1991)
		Haywood Jeffires (1992)
	83	Tim Smith (1983)
	82	Charles Hennigan (1961)
Game	13	Curtis Duncan (1992)
		Charles Hennigan (10/13/61 vs. Boston)
		Haywood Jeffires (10/13/91 vs. N.Y. Jets)
	12	Sid Blanks (9/12/64 vs. San Diego)
		Charles Hennigan (11/1/64 vs. Buffalo)
		Charles Hennigan (11/29/64 vs. Boston)

### **Most Consecutive Games With Reception**

	76	Drew Hill (1986-91)
	52	Ken Burrough (1973-77)
		Ernest Givins (1989-92)
	48	Haywood Jeffires (1990-92)

### **Most Yards Receiving**

Career	7477	Drew Hill (1986-1991)
	6907	Ken Burrough (1971-81)
	6823	Charles Hennigan (1960-66)
	6527	Ernest Givins (1986-92)
	3899	Haywood Jeffires (1987-92)
Season	1746	Charles Hennigan (1961)
	1546	Charles Hennigan (1964)
Game	272	Charles Hennigan (10/13/61 vs. Boston)
	245	Haywood Jeffires (12/16/90 vs. Kansas City)
	232	Charles Hennigan (10/29/61 vs. Buffalo)
	210	Drew Hill (12/22/85 vs. Indianapolis)

### **Most Touchdowns Receiving**

Career	51	Charles Hennigan (1960-66)
	47	Ken Burrough (1971-81)
		Drew Hill (1985-91)
	41	Ernest Givins (1986-92)
Season	17	Bill Groman (1961)
	12	Bill Groman (1960)
		Charles Hennigan (1961)
		Charles Frazier (1966)
Game	3	12 Players, last by Haywood Jeffires (10/11/92 vs. Cincinnati)

### **Most Consecutive Games Catching TD Pass**

	8	Bill Groman (1961)
	4	Bill Groman (1960)
		Charles Hennigan (1961)

Dave Casper (1982)

### **Most Seasons, 50 or More Receptions**

7	Ernest Givins (1986-92)
6	Drew Hill (1985-86, 1988-91)
5	Charles Hennigan (1961-64)
3	Haywood Jeffires (1990-92) Curtis Duncan (1990-92)
2	Bill Groman (1960-61) Tim Smith (1983-84)

### **PUNTING**

#### **Most Punts**

Career	519	Jim Norton (1960-68)
	429	Cliff Parsley (1977-82)
Season	93	Cliff Parsley (1979)
	91	Cliff Parsley (1978)
Game	10	Jim Norton (10/20/63 vs. Buffalo) Dan Pastorini (10/15/72 vs. Pittsburgh) Dan Pastorini (10/3/76 vs. New Orleans) Le Roy Clark (12/11/76 vs. Pittsburgh) John James (10/30/83 vs. Cleveland, 9/2/84 vs. Raiders, 11/11/84 vs. Kansas City)

#### **Highest Punting Average**

Career	43.2	Greg Montgomery (1988-92)
(Min. 100 punts)	42.3	Jim Norton (1960-68)
Season	46.9	Greg Montgomery (1992)
	45.0	Greg Montgomery (1990)
	44.2	Jim Norton (1965)
Game	59.2	Greg Montgomery (12/27/92 vs. Buffalo)

#### **Longest Punts**

79	Jim Norton (11/22/64 vs. Kansas City)
74	Dan Pastorini (10/24/76 vs. Cincinnati)

### **PUNT RETURNS**

#### **Most Punt Returns**

Career	155	Billy Johnson (1974-80)
	151	Carl Roaches (1980-84)
Season	47	Carl Roaches (1980)
	40	Billy Johnson (1975)
	39	Carl Roaches (1981)
	38	Billy Johnson (1976)
Game	7	Billy Johnson (9/12/76 vs. Tampa Bay) Willie Drewrey (11/28/86 vs. Indianapolis)

#### **Most Touchdown Punt Returns**

Career	5	Billy Johnson (1974-80)
Season	3	Billy Johnson (1975)
Game	1	7 players, last time Billy Johnson (12/11/77 vs. Cleveland)

#### **Most Yards Punt Returns**

Career	2040	Billy Johnson (1974-80)
	1095	Carl Roaches (1980-84)
	695	Bobby Jancik (1962-67)
Season	612	Billy Johnson (1975)
	539	Billy Johnson (1977)
Game	127	Billy Johnson (10/5/75 vs. Cincinnati)
	104	Billy Johnson (9/22/74 vs. Cleveland)

#### **Best Average Punt Returns**

Career	13.2	Billy Johnson (1974-80)
Season	15.4	Billy Johnson (1977)

#### **Longest Punt Returns**

87t	Billy Johnson (10/16/77 vs. Cleveland)
83t	Billy Johnson (11/16/75 vs. Miami)

### **KICKOFF RETURNS**

#### **Most Kickoff Returns**

Career	158	Bobby Jancik (1962-67)
	150	Carl Roaches (1980-84)
	121	Billy Johnson (1974-80)
Season	45	Bobby Jancik (1963)
	38	Jerry LeVias (1969)
Game	8	Bobby Jancik (12/8/63 vs. Boston) Bobby Jancik (12/22/63 vs. Oakland)

#### **Most Kickoff Return Yards**

Career	4185	Bobby Jancik (1962-67)
	3276	Carl Roaches (1980-84)

	2902	Billy Johnson (1974-80)
Season	1317	Bobby Jancik (1963)
	940	Jerry LeVias (1969)
Game	240	Bobby Jancik (12/22/63 vs. Oakland)
	221	Bobby Jancik (12/8/63 vs. Boston)

#### **Most Touchdowns Kickoff Returns**

Career	2	Billy Johnson (1974-80) Carl Roaches (1980-84)
Season and Game (same)	1	11 players last by Lorenzo White (12/4/88 vs. Pittsburgh)

#### **Best Average Kickoff Return**

Career	26.5	Bobby Jancik (1962-67)
	24.0	Billy Johnson (1974-80)
	21.8	Carl Roaches (1980-84)
Season	31.2	Ken Hall (1960)
	30.3	Bobby Jancik (1962)

#### **Longest Kickoff Returns**

104t	Ken Hall (10/23/60 vs. N.Y. Titans)
103t	Bob Gresham (9/23/73 vs. Cincinnati)
97t	Carl Roaches (9/18/83 vs. Pittsburgh)
96t	Carl Roaches (10/4/81 vs. Cincinnati)
95t	Willie Tullis (9/6/81 vs. Los Angeles Rams)

### **INTERCEPTIONS**

#### **Most Interceptions**

Career	45	Jim Norton (1960-68)
	30	Freddy Glick (1961-66)
	27	Tony Banfield (1960-65) W.K. Hicks (1964-69)
Season	12	Freddy Glick (1963) Mike Reinfeldt (1979)
	10	Miller Farr (1967)
Game	3	Five players, last by Willie Alexander (11/14/71 vs. Oakland)

#### **Most Interception Returns For Touchdown**

Career	9	Ken Houston (1967-72)
	5	Miller Farr (1967-69)
Season	4	Ken Houston (1971)
Game	2	Miller Farr (12/7/68 vs. Buffalo) Ken Houston (12/19/71 vs. San Diego)

#### **Most Interception Return Yards**

Career	650	Ken Houston (1967-72)
	592	Jim Norton (1960-68)
	457	W.K. Hicks (1964-69)
Season	264	Miller Farr (1967)
	220	Ken Houston (1971)
	205	Mike Reinfeldt (1979)
Game	128	Miller Farr (10/15/67 vs. N.Y. Jets)

#### **Longest Interception Returns**

98t	Pete Jaquess (9/16/64 vs. Oakland)
95t	Willie Alexander (10/25/77 vs. Green Bay)
90t	Mark Johnston (10/27/63 vs. Kansas City)

#### **Most Consecutive Games Intercepting A Pass**

5	Pete Jaquess (1964)
4	Freddy Glick (1963) Jim Norton (1967) Miller Farr (1967) Cris Dishman (1991) Bo Orlando (1991)

### **COMBINED YARDS**

Career	9349	Earl Campbell (1978-84) (8574 rushing, 718 receiving, 57 passing)
	7421	Ken Burrough (1971-81) (6907 receiving, 455 kick-off ret., 59 rushing)
	7045	Ernest Givins (1986-1992) (6527 receiving, 331 rushing, 187 punt ret.)
Season	2043	Billy Cannon 1961 (948 rushing, 586 receiving, 70 punt ret., 439 kickoff ret.)
	2038	Earl Campbell 1980 (1934 rushing, 47 receiving, 57 passing)
	1867	Lorenzo White (1992) (1226 rushing, 641 receiving)
Game	373	Billy Cannon (12/10/61 vs. N.Y. Titans)



# TEAM RECORDS

## GAMES WON

**Most Consecutive Games Won**  
10 (1962-1963)

**Most Games Won, One Season**  
11 (1962, 1979, 1980, 1991)

**Most Consecutive Games Won, Start of Season**  
3 (1991)

**Most Home Games Won**  
7 (1988, 1991)

**Most Consecutive Home Games Won**  
9 (1987-88, 1990-91)

**Most Consecutive Road Games Won**  
5 (1961-1962)

## GAMES LOST

**Most Consecutive Games Lost**  
18 (1972-1973)

**Most Games Lost, One Season**  
14 (1983)

**Most Consecutive Games Lost, Start of Season**  
10 (1983, 1984)

**Most Consecutive Home Games Lost**  
13 (1972-73)

**Most Consecutive Road Games Lost**  
23 (1981-1984)

## OFFENSE SCORING

**Most Points**  
Season 513 (1961)  
Game 58 (12/9/90 vs. Cleveland)

**Fewest Points**  
Season 136 (1982, 9 games)  
199 (1967)

**Fewest Points Allowed**  
Season 199 (1967)

**Most Points, Both Teams**  
Game 101 (12/22/63, Houston 49 @ Oakland 52)

**Fewest Points, Both Teams**  
Game 6 (12/14/80, Houston 6, Pittsburgh 0)

**Most Touchdowns**  
Season 66 (1961)  
Game 8 (10/14/62 vs N.Y. Titans) (12/9/90 vs. Cleveland)

**Fewest Touchdowns**  
Season 18 (1967)

**Most Touchdowns Rushing**  
Season 26 (1988)  
Game 5 (9/18/60 vs L.A. Chargers)

**Most Touchdowns Passing**  
Season 48 (1961)  
37 (1990)  
Game 7 (11/19/61 vs N.Y. Titans) (10/14/62 vs. N.Y. Titans)

**Fewest Touchdowns Passing**  
Season 10 (1972)

**Most Points after Touchdowns**  
Season 65 (1961)  
Game 7 (11/5/61 vs. Denver) (12/9/90 vs. Cleveland)

**Most Field Goals**  
Season 26 (1987)  
25 (1989)  
Game 5 (9/28/69 vs. Miami)

**Fewest Field Goals**  
Season 8 (1968)

**Largest Margin of Victory**  
Game 55 (9/9/61 Houston 55, Oakland 0)

**Most Consecutive Games Scoring**  
118 (1960-1969)

**Largest Deficit Overcome to Win Game**  
23 (10/12/78 vs New England)

**Most Points Each Quarter**  
First 21 (11/19/61 vs N.Y. Titans)  
Second 31 (12/9/90 vs Cleveland)  
Third 28 (12/19/61 vs. San Diego, 10/24/65

vs. Kansas City)  
Fourth 24 (11/26/61 vs. Denver)

**Most Points in a Half**  
45 (12/9/90 vs. Cleveland)

**Overtime Wins**  
30-27 (9/23/79 vs. Cincinnati)  
27-24 (10/28/79 vs. N.Y. Jets)  
23-20 (12/2/84 vs. Pittsburgh)  
23-20 (1/3/88 vs. Seattle)  
17-14 (9/4/88 vs. Indianapolis)  
26-23 (11/10/91 vs. Dallas)  
23-20 (9/20/92 vs. Kansas City)

## FIRST DOWNS

**Most First Downs**  
Season 376 (1990)  
Game 34 (12/9/90 vs Cleveland)

**Most First Downs, Both Teams**  
Game 56 (9/24/89, @ Houston 33, Buffalo 23)

**Most First Downs Rushing**  
Season 155 (1980)  
Game 17 (9/23/72 vs. San Diego) (12/14/80 vs. Green Bay)

**Most First Downs Passing**  
Season 251 (1990)  
Game 24 (11/1/64 vs. Buffalo)

**Most First Down Penalties**  
Season 30 (1989)

**Fewest First Down Penalties**  
Season 5 (1982, 9 games)  
10 (1967)

**Fewest First Downs Rushing**  
Season 52 (1982, 9 games)  
62 (1971)  
Game 0 (4 times, last 11/1/63 vs. Boston)

**Fewest First Downs Passing**  
Season 81 (1982, 9 games)  
86 (1967)  
Game 0 (10/14/81 vs. Cincinnati) (11/10/85 vs. Buffalo)

## YARDS

**Most Net Yards Gained**  
Season 6,288 (1961)  
Game 583 (11/10/91 vs. Dallas)

**Fewest Net Yards Gained**  
Season 2,373 (1982, 9 games)  
3,191 (1972)  
Game 83 (12/9/73 vs. Pittsburgh)

## RUSHING

**Most Yard Gained Rushing**  
Season 2635 (1980)  
Game 279 (12/3/67 vs. Miami)

**Fewest Yards Gained Rushing**  
Season 799 (1982, 9 games)  
1,106 (1971)  
Game 19 (11/1/63 vs. Boston) (12/12/65 vs. San Diego)

**Most Rushing Attempts**  
Season 616 (1979)  
Game 56 (9/28/75 vs. N.Y. Giants)

**Fewest Rushing Attempts**  
Season 225 (1982, 9 games)  
324 (1965)  
Game 7 (12/8/85 vs. N.Y. Giants)

## PASSING

**Most Yards Gained Passing**  
Season 5072 (1990)  
Game 527 (12/16/90 vs. Kansas City)

**Fewest Yards Gained Passing**  
Season 1,390 (1967)  
Game -14 (10/23/77 vs. Pittsburgh)

**Most Passes Attempted**  
Season 667 (1991)  
Game 68 (11/1/64 vs. Buffalo, 37 completed)

**Fewest Passes Attempted**

Season	287 (1982, 9 games)
	333 (1967)
Game	6 (10/4/81 vs. Cincinnati)

**Most Passes Completed**

Season	411 (1991)
Game	37 (11/1/64 vs. Buffalo)

**Fewest Passes Completed**

Season	144 (1967)
Game	1 (10/4/81 vs. Cincinnati)

**Most Passes Attempted, Both Teams**

Game	97 (12/2/62, Houston 44 vs. Denver 53)
------	--

**PUNTING****Most Punts**

Season	93 (1979)
Game	11 (12/11/76 vs. Pittsburgh)

**Fewest Punts**

Season	34 (1990)
Game	0 (9/9/62 vs. Buffalo, 11/5/89 vs. Detroit, 10/14/90 vs. Cincinnati, 11/26/90 vs. Buffalo, 10/27/91 vs. Cincinnati)

**Highest Punting Average**

Season	45.2 (1992)
--------	-------------

**PUNT RETURNS****Most Punt Returns**

Season	52 (1968)
Game	10 (9/12/76 vs. Tampa Bay)

**Most Yards**

Season	620 (1975)
--------	------------

**Most Touchdowns**

Season	3 (1975)
--------	----------

**Fewest Punt Returns**

Season	15 (1960)
--------	-----------

**Fewest Yards**

Season	104 (1982, 9 games)
	118 (1961)

**Highest Average**

Season	15.4 (1977)
--------	-------------

**KICKOFF RETURNS****Most Kickoff Returns**

Season	83 (1983)
Game	10 (12/22/63 vs. Oakland) (12/17/89 vs. Cincinnati)

**Most Yards**

Season	1721 (1981)
--------	-------------

**Most Touchdowns**

Season	2 (1960, 1981, 1983)
--------	----------------------

**Fewest Kickoff Returns**

Season	43 (1961)
--------	-----------

**Fewest Yards**

Season	835 (1991)
--------	------------

**Highest Average**

Season	25.9 (1962)
--------	-------------

**PENALTIES****Most Penalties**

Season	148 (1989)
Game	16 (11/26/89 vs. Kansas City)

**Most Penalty Yards**

Season	1150 (1985, 1988)
Game	188 (10/6/85 vs. Denver)

**Fewest Penalties**

Season	52 (1982, 9 games)
	53 (1963)
Game	0 (3 times, last 11/1/64 vs. Buffalo)

**Fewest Penalty Yards**

Season	424 (1982)
--------	------------

**FUMBLES****Most Fumbles**

Season	41 (1985)
Game	8 (12/9/73 vs. Pittsburgh)

**Most Fumbles Lost**

Season	24 (1963)
Game	5 (12/9/73 vs. Pittsburgh) (12/2/91 vs. Philadelphia)

**Fewest Fumbles**

Season	14 (1982, 9 games)
--------	--------------------

17 (1962)

**Fewest Fumbles Lost**

Season	7 (1968)
--------	----------

**Most Opponents' Fumbles****Recovered**

Season	28 (1977)
Game	7 (10/12/69 vs. Kansas City)

**DEFENSE****SCORING****Points Allowed-Season**

Fewest	199 (1967)
Most	460 (1983)
Game	61 (12/17/89 vs. Cincinnati)

**Touchdowns Allowed-Season**

Fewest	18 (1967)
Most	53 (1983)

**Touchdowns Allowed-Rushing Season**

Fewest	6 (1960, 1992)
Most	27 (1984)

**Touchdowns Allowed Passing-Season**

Fewest	10 (1967)
Most	35 (1966)

**SHUTOUTS****Most Shutouts**

Season	2 (1966, 1977)
--------	----------------

**Most Shutouts Against**

Season	2 (1972, 1985)
--------	----------------

**FIRST DOWNS****First Downs Allowed-Season**

Fewest	183 (1969)
Most	356 (1985)

**First Downs Allowed Rushing-Season**

Fewest	67 (1982)
Most	147 (1972)

**First Downs Allowed Passing-Season**

Fewest	89 (1976)
Most	170 (1988)

**First Downs Allowed By Penalty-Season**

Fewest	13 (1968, 1969)
Most	48 (1985)

**NET YARDS****Net Yards Allowed-Season**

Fewest	3375 (1968)
Most	6155 (1985)

**Net Yards Allowed Rushing-Season**

Fewest	1027 (1960)
Most	2814 (1985)

**Net Yards Allowed Passing**

Fewest	1671 (1968)
Most	3784 (1960)

**INTERCEPTIONS****Most Interceptions**

Season	36 (1963)
	35 (1962)
Game	6 (5 times, last 11/1/63 vs. Boston)

**Fewest Interceptions**

Season	3 (1982, 9 games)
	13 (1984)

**Most Interception Return Yards**

Season	676 (1962)
Game	245 (10/15/67 vs. N. Y. Jets)

**Most Interceptions by Opponent**

Season	48 (1962)
Game	6 (11/30/86 vs. Cleveland)

**Most Touchdowns by Interception**

Season	7 (1967)
Game	3 (12/19/71 vs. San Diego)

**Most Passes Intercepted, Both Teams**

Game	13 (Houston 5, Denver 8, 12/2/62)
------	-----------------------------------

# OPPONENT INDIVIDUAL RECORDS

(All records are single game performances)

## SCORING

### Most Total Points

- 24 Art Powell (12/22/63, Oakland)
- 18 9 times, last by James Brooks (10/23/88, Cincinnati)

### Most Touchdowns

- 4 Art Powell (12/22/63, Oakland)
- 3 6 times, last by James Brooks (10/23/88, Cincinnati)

### Most Field Goals

- 6 Tom Dempsey (11/12/72, Philadelphia)
- 5 Jim Breech (11/1/87, Cincinnati)
- 4 Efren Herrera (10/5/80, Seattle)
- Jim Turner (10/20/69 N.Y. Jets)
- Roy Gerela (12/9/73, Pittsburgh)
- Greg Davis (9/9/90, Atlanta)
- Gary Anderson (11/24/91, Pittsburgh)
- Pete Stoyanovich (11/22/92, Miami)

### Most Field Goal Attempts

- 7 Tom Dempsey (11/12/72, Philadelphia)
- 6 Roy Gerela (12/9/73, Pittsburgh)
- Jim Breech (11/1/87, Cincinnati)

### Longest Field Goal

- 55 Chris Bahr (9/23/79, Cincinnati)
- Matt Stover (11/17/91, Cleveland)
- 54 Jan Stenerud (9/9/67, Kansas City)
- Gary Anderson (12/8/91, Pittsburgh)
- Matt Bahr (12/16/91, N.Y. Giants)

### Most PATs

- 7 Cotton Davidson (12/22/63, Oakland)

### Most PAT Attempts

- 7 Cotton Davidson (12/22/63, Oakland)
- 6 Tom Dempsey (11/12/72, Philadelphia)

## RUSHING

### Most Yards

- 215 Eric Dickerson (12/9/84, L.A. Rams)
- 201 James Brooks (12/23/90, Cincinnati)
- 193 Joe Delaney (11/15/81, Kansas City)

### Most Attempts

- 32 Greg Pruitt (12/3/81, Cleveland)
- Tony Collins (11/28/82, New England)
- 31 Matt Snell (10/17/64, N.Y. Jets)
- Otis Armstrong (12/8/74, Denver)
- Barry Foster (11/1/92, Pittsburgh)

### Most Touchdowns Rushing

- 3 6 times, last by James Brooks (11/23/88, Cincinnati)

### Longest Rushing Plays

- 90t Wilbert Montgomery (12/19/82, Philadelphia)
- 80t Wray Carlton (12/5/65, Buffalo)
- 79 Bill Mathis (11/21/65, N.Y. Jets)

## PASSING

### Most Yards

- 407 Tom Flores (12/22/63, Oakland)
- 389 Jim McMahon (9/17/89, San Diego)
- 387 Boomer Esiason (11/1/87, Cincinnati)

### Most Attempts

- 53 Mickey Slaughter (12/20/64, Denver)
- Tommy Kramer (12/20/80, Minnesota)
- Brian Sipe (9/13/81, Cleveland)
- 52 3 times, last by Boomer Esiason (10/20/85, Cincinnati)

### Most Passes Completed

- 34 Mickey Slaughter (12/20/64, Denver)
- 30 Frank Tripucka (11/6/60, Denver)
- Ken Anderson (10/27/74, Cincinnati)
- Boomer Esiason (10/20/85, Cincinnati)

### Most Touchdowns

- 6 Tom Flores (12/22/63, Oakland)
- 5 Joe Namath (9/18/66, N.Y. Jets)
- Craig Morton (12/20/70, Dallas)
- Jim Kelly (9/24/89, Buffalo)
- 4 5 times, last by Boomer Esiason (12/17/89, Cincinnati)

### Most Passes Had Intercepted

- 6 Joe Namath (10/15/67, N.Y. Jets)
- 5 Rick Norton (11/23/69, Miami)
- 4 3 times, last by Tommy Kramer (12/20/80, Minnesota)

### Longest Passing Plays

- 94t Jack Kemp to Glenn Bass (10/11/64, Buffalo)

- 90t John McCormick to Bob Scarpitto (10/17/65 Denver)  
 87t Bobby Douglas to George Farmer (9/4/71, Chicago)

## PASS RECEIVING

### Most Receptions

- 11 Robert Scarpitto (12/20/64, Denver)  
 Don Maynard (10/9/60, N.Y. Titans)  
 10 15 times, last by Leroy Hoard (12/15/91, Cleveland)

### Most Yards Receiving

- 247 Art Powell (12/22/63, Oakland)  
 212 Don Maynard (10/20/69, N.Y. Jets)  
 210 Bake Turner (10/10/63, N.Y. Jets)

### Most Touchdowns Receiving

- 4 Art Powell (12/22/63, Oakland)  
 Bob Hayes (12/20/70, Dallas)  
 3 3 times, last by Wesley Walker (9/18/88, N.Y. Jets)

## PUNTING

### Most Punts

- 11 Wayne Crow (9/11/60, Oakland)  
 Bob Parsons (11/6/77, Chicago)  
 10 3 times, last by Johnny Evans (11/5/78, Cleveland)

### Most Yards

- 476 Bob Parsons (11/6/77, Chicago)  
 407 Johnny Evans (11/5/78, Cleveland)  
 398 Jim Arnold (11/11/84, Kansas City)

### Highest Average (5 punts minimum)

- 55.1 Paul Maguire (9/21/69, Buffalo)  
 53.8 Lee Johnson (10/27/91, Cincinnati)  
 49.5 Harry Newsome (11/15/92, Minnesota)

### Longest Punts

- 78 Paul Maguire (9/21/69, Buffalo)  
 Marv Bateman (9/19/76, Buffalo)  
 72 Ray Guy (12/2/73, Oakland)

## PC NT RETURNS

### Most Returns

- 7 Mike Fuller (12/17/78, San Diego)  
 Ron Fellows (12/13/82, Dallas)  
 Eric Metcalf (11/8/92, Cleveland)  
 6 4 times, last by Rick Upchurch (12/4/77, Denver)

### Most Yards

- 93 Bill Baird (10/10/63, N.Y. Jets)  
 87 Eric Metcalf (11/8/92, Cleveland)  
 85 Jon Stagers (11/19/72, Green Bay)  
 82 Keith Moody (10/15/78, Buffalo)

### Longest Returns

- 93t Bill Baird (11/10/63, N.Y. Jets)  
 85t Jon Stagers (11/19/72, Green Bay)  
 82t Keith Moody (10/15/78, Buffalo)

### Most Touchdowns

- 1 Bill Baird (10/10/63, N.Y. Jets)  
 Jon Stagers (11/19/72, Green Bay)  
 Keith Moody (10/15/78, Buffalo)  
 Rod Woodson (9/16/90, Pittsburgh)

## KICKOFF RETURNS

### Most Returns

- 8 Brian Baschnagel (11/6/77, Chicago)  
 7 Bo Roberson (12/22/63, Oakland)  
 6 7 times, last by Eric Bieniemy (9/27/92, San Diego)

### Most Yards

- 185 Brian Baschnagel (11/6/77, Chicago)  
 165 Eric Metcalf (12/9/90, Cleveland)  
 145 Mike Martin (10/20/85, Cincinnati)

### Longest Returns

- 101t Eric Metcalf (12/9/90, Cleveland)  
 100t Art Baker (9/9/62, Buffalo)  
 Goldie Sellers (10/2/66, Denver)  
 97t Marc Logan (10/1/89, Miami)

### Most Touchdowns

- 1 6 times, last by Eric Metcalf (12/9/90, Cleveland)

## INTERCEPTIONS

### Most Interceptions

- 4 Bobby Hunt (10/4/64, Kansas City)  
 3 4 times, last by David Fulcher (12/17/89, Cincinnati)

### Most Interception Return Yards

- 177 Charlie McNeil (9/24/61, San Diego)  
 108 Bobby Hunt (10/4/64, Kansas City)

### Longest Interception Returns

- 98t Bob Suci (11/1/63, Boston)  
 91t Booker Edgerson (11/1/64, Buffalo)  
 86t Glen Edwards (9/30/73, Pittsburgh)

### Most Interception Returns for Touchdowns

- 1 19 times, last by David Johnson (9/16/90, Pittsburgh)

# PLAYOFF INDIVIDUAL RECORDS

## SCORING

### Most Total Points

Career	42	Ernest Givins (7 TDs receiving)
	35	Toni Fritsch (11 PAT, 8 FG)
	33	Tony Zendejas (9 PAT, 8 FG)
	24	Earl Campbell (4 TDs rushing)
Game	12	Mike Barber (12/31/78 vs. New England)
		Allen Pinkett (12/24/88 vs. Cleveland)
		Ernest Givins (12/31/89 vs. Pittsburgh)
		Ernest Givins (1/6/91 vs. Cincinnati)
		Ernest Givins (12/29/91 vs. N.Y. Jets)
		Haywood Jeffires (1/3/93 vs. Buffalo)

### Most Touchdowns

Career	7	Ernest Givins (all receiving)
	4	Earl Campbell (all rushing)
	3	Haywood Jeffires (all receiving)
Game	2	Mike Barber (12/31/78 vs. New England)
		Allen Pinkett (12/24/88 vs. Cleveland)
		Ernest Givins (12/31/89 vs. Pittsburgh)
		Ernest Givins (1/6/91 vs. Cincinnati)
		Haywood Jeffires (1/3/93 vs. Buffalo)

### Most Field Goals

Career	8	Toni Fritsch
		Tony Zendejas
	3	George Blanda
		Al Del Greco
Game	3	Tony Zendejas (1/3/88 vs. Seattle, 12/31/89 vs. Pittsburgh)
	2	Toni Fritsch (12/24/79 vs. Denver, 1/6/80 vs. Pittsburgh)

### Most Field Goal Attempts

Career	14	Toni Fritsch
		Tony Zendejas
	5	Al Del Greco
	4	George Blanda
Game	5	Tony Zendejas (1/3/88 vs. Seattle)
	4	Tony Zendejas (12/31/89 vs. Pittsburgh)
	3	Tony Zendejas (1/1/89 vs. Buffalo)

### Most Extra Points

Career	11	Toni Fritsch
	10	Al Del Greco
	9	Tony Zendejas
Game	5	Al Del Greco (1/3/93 vs. Buffalo)
	4	Toni Fritsch (12/31/78 vs. New England)
	3	George Blanda (1/1/61 vs. Los Angeles)
		Tony Zendejas (12/24/88 vs. Cleveland)
		Al Del Greco (1/4/92 vs. Denver)

## RUSHING

### Most Yards Rushing

Career	420	Earl Campbell
	264	Lorenzo White
	213	Allen Pinkett
Game	118	Earl Campbell (12/24/78 vs. Miami)
	91	Earl Campbell (12/28/80 vs. Oakland)
	84	Earl Campbell (12/31/78 vs. New England)

### Most Rushing Attempts

Career	135	Earl Campbell (6 games)
	76	Lorenzo White (7 games)
	53	Tim Wilson (6 games)
Game	27	Earl Campbell (12/31/78 vs. New England)
		Earl Campbell (12/28/80 vs. Oakland)
	26	Earl Campbell (12/24/78 vs. Miami)

### Most Touchdowns

Career	4	Earl Campbell
	2	Mike Rozier
	1	Four players (Charles Tolar, Boobie Clark, Allen Pinkett, Lorenzo White)
Game	1	10 different times

**Best Average**

Career	4.5	Allen Pinkett
	3.5	Lorenzo White
	3.3	Tim Wilson
Game (15 or more attempts)	4.4	Earl Campbell (12/31/78 vs. New England, 27-118)
	3.9	Lorenzo White (1/3/93 vs. Buffalo, 19-75)
	3.7	Rob Carpenter (12/29/79 vs. San Diego, 18-67)

**Longest Plays**

35	Earl Campbell (12/31/78 vs. New England)
31	Alonzo Highsmith (1/1/89 vs. Buffalo)
27	Allen Pinkett (12/24/88 vs. Cleveland)

**PASSING****Most Yards**

Career	2272	Warren Moon
	954	Dan Pastorini
	722	George Blanda
Game	371	Warren Moon (1/3/93 vs. Buffalo)
	325	Warren Moon (1/4/92 vs. Denver)
	315	Warren Moon (12/31/89 vs. Pittsburgh)

**Most Attempts**

Career	308	Warren Moon (8 games)
	117	George Blanda (3 games)
	116	Dan Pastorini (5 games)
Game	50	Warren Moon (1/3/93 vs. Buffalo)
	48	Warren Moon (12/31/89 vs. Pittsburgh)
	46	George Blanda (12/23/62 vs. Dallas)
		Pete Beathard (12/21/69 vs. Oakland)

**Most Completions**

Career	198	Warren Moon (8 games)
	71	Dan Pastorini (5 games)
	57	George Blanda (3 games)
Game	36	Warren Moon (1/3/93 vs. Buffalo)
	29	Warren Moon (12/31/89 vs. Pittsburgh)
	28	Warren Moon (12/29/91 vs. N.Y. Jets)

**Most Touchdown Passes**

Career	14	Warren Moon
	5	George Blanda
	4	Dan Pastorini
Game	4	Warren Moon (1/3/93 vs. Buffalo)
	3	George Blanda (1/1/61 vs. Los Angeles)
		Dan Pastorini (12/31/78 vs. New England)
		Warren Moon (1/4/92 vs. Denver),
	2	Warren Moon (12/31/89 vs. Pittsburgh)
		Cody Carlson (1/6/91 vs. Cincinnati)
		Warren Moon (12/29/91 vs. N.Y. Jets)

**Most Passes Had Intercepted**

Career	11	Warren Moon
	10	George Blanda
	8	Dan Pastorini
Game	5	George Blanda (12/24/61 vs. San Diego)
		George Blanda (12/23/62 vs. Dallas)
		Dan Pastorini (1/7/79 vs. Pittsburgh)

**Longest Passing Plays**

88ft	George Blanda to Billy Cannon (1/1/61 vs. Los Angeles)
71ft	Dan Pastorini to Ken Burrough (12/31/78 vs. New England)
55	Dan Pastorini to Mike Barber (12/24/78 vs. Miami)

**Highest Passing Percentage**

Career	64.3%	Warren Moon
	61.2%	Dan Pastorini
	48.7%	George Blanda
Game	80.0%	Dan Pastorini (12/31/78 vs. New England)
	75.0%	Warren Moon (1/4/92 vs. Denver)
	72.0%	Warren Moon (1/3/93 vs. Buffalo)

**PASS RECEIVING****Most Receptions**

Career	53	Ernest Givins
	38	Drew Hill
	32	Haywood Jeffires
	28	Curtis Duncan
Game	11	Ernest Givins (12/31/89 vs. Pittsburgh)
	9	Drew Hill (12/29/91 vs. N.Y. Jets)
		Ernest Givins (1/3/93 vs. Buffalo)
	8	Haywood Jeffires (1/3/93 vs. Buffalo)

Webster Slaughter (1/3/93 vs. Buffalo)  
Curtis Duncan (1/3/93 vs. Buffalo)

### Most Yards

Career	711	Ernest Givins
	513	Drew Hill
	425	Haywood Jeffires
Game	136	Ernest Givins (12/31/89 vs. Pittsburgh)
	117	Ernest Givins (1/3/93 vs. Buffalo)
	112	Mike Barber (12/24/78 vs. Miami)
	111	Ernest Givins (1/4/92 vs. Denver)
	103	Ken Burrough (12/24/78 vs. Miami)

### Most Touchdowns

Career	7	Ernest Givins
	3	Haywood Jeffires
	2	Mike Barber
		Billy Cannon
		Curtis Duncan
Game	2	Mike Barber (12/31/78 vs. New England)
		Ernest Givins (12/31/89 vs. Pittsburgh)
		Ernest Givins (1/6/91 vs. Cincinnati)
		Ernest Givins (12/29/91 vs. N.Y. Jets)
		Haywood Jeffires (1/3/93 vs. Buffalo)

### Longest Reception

	88t	Billy Cannon (1/1/61 vs. Los Angeles)
	71t	Ken Burrough (12/24/78 vs. Miami)
	55	Mike Barber (12/31/78 vs. New England)

### Best Average Per Catch

Career	22.1	Mike Barber (14-309)
(14 or more rec.)	13.5	Drew Hill (38-513)
	13.4	Ernest Givins (53-711)
	13.3	Haywood Jeffires (32-425)
Game (5 or more rec.)	18.6	Drew Hill (1/10/88 vs. Denver, 5-93)
	18.5	Ernest Givins (1/4/92 vs. Denver, 6-111)
	17.2	Ken Burrough (12/24/78 vs. Miami, 6-103)

## PUNTING

### Most Punts

Career	31	Cliff Parsley (6 games)
	22	Greg Montgomery (7 games)
	18	Jim Norton (3 games)
Game	11	Jim Norton (12/31/67 vs. Oakland)
		Ode Burrell (12/21/69 vs. Oakland)
	6	Cliff Parsley (12/31/78 vs. New England, 12/29/79 vs. San Diego)
		Greg Montgomery (1/6/91 vs. Cincinnati)

### Most Yards Punting

Career	1215	Cliff Parsley
	906	Greg Montgomery
	707	Jim Norton
Game	465	Ode Burrell (12/21/69 vs. Oakland)
	423	Jim Norton (12/31/67 vs. Oakland)
	256	Greg Montgomery (1/6/91 vs. Cincinnati)

### Best Average

Career (5 or more punts)	42.3	Ode Burrell (11-465)
	41.2	Greg Montgomery (22-906)
	39.8	Jeff Gossett (6-239)
Game (5 or more punts)	44.6	Greg Montgomery (5-223, 1/1/89 vs. Buffalo)
	44.0	Cliff Parsley (5-220, 12/24/78 vs. Miami)
	43.2	Cliff Parsley (5-216, 12/23/79 vs. Denver)

### Longest Punts

	57	Ode Burrell (12/21/69 vs. Oakland)
		Jeff Gossett (1/10/88 vs. Denver)
	53	Jim Norton (12/24/61 vs. San Diego)

## PUNT RETURNS

### Most Punt Returns

Career	9	Richard Ellender (3 games)
	5	Robert Woods (2 games)
		Kenny Johnson (3 games)
Game	5	Richard Ellender (42 yds., 12/23/79 vs. Denver)
	4	Kenny Johnson (27 yds., 1/3/88 vs. Seattle)
	3	Richard Ellender (8 yds., 1/6/80 vs. Pittsburgh)

### Most Yards

Career	75	Richard Ellender
	27	Kenny Johnson

Game	42	Bobby Gordon
	27	Richard Ellender (12/23/79 vs. Denver)
		Kenny Johnson (1/3/88 vs. Seattle)
		Bobby Gordon (1/1/61 vs. Los Angeles)

### Most Touchdowns

None

### Best Average

Career	8.3	Richard Ellender (9-75)
(5 or more ret.)	5.4	Kenny Johnson (5-27)
Game	3.6	Robert Woods (5-18)
(3 or more ret.)	8.5	Richard Ellender (5-42, 12/23/79 vs. Denver)
	6.8	Kenny Johnson (4-27, 1/3/88 vs. Seattle)
	3.7	Robert Woods (3-11, 12/24/78 vs. Miami)

### Longest Returns

27	Bobby Gordon (1/1/61 vs. Los Angeles)
25	Richard Ellender (12/29/79 vs. San Diego)
19	Gerald McNeil (1/6/91 vs. Cincinnati)

## KICKOFF RETURNS

### Most Kickoff Returns

Career	13	Allen Pinkett (8 games)
	9	Bobby Jancik (3 games)
	7	Lorenzo White (6 games)
Game	5	Bobby Jancik (12/23/62 vs. Dallas)
	4	Five players

### Most Yards

Career	239	Bobby Jancik
	221	Allen Pinkett
	108	Lorenzo White
Game	100	Bobby Jancik (12/31/67 vs. Oakland)
	87	Zeke Moore (12/31/67 vs. Oakland)
	81	Billy Cannon (1/1/61 vs. Los Angeles)

### Most Touchdowns

None

### Longest Kickoff Returns

48	Bobby Jancik (12/23/62 vs. Dallas)
42	Billy Cannon (1/1/61 vs. Los Angeles)
40	Robert Woods (12/24/78 vs. Miami)

### Best Average

Career	26.6	Bobby Jancik
(5 or more ret.)	20.8	Robert Woods
Game	17.0	Allen Pinkett
(3 or more ret.)	29.0	Zeke Moore (3-87, 12/31/67 vs. Oakland)
	27.8	Bobby Jancik (5-139, 12/23/62 vs. Dallas)
	27.0	Billy Cannon (3-81, 1/1/61 vs. Los Angeles)

## INTERCEPTIONS

### Most Interceptions

Career	5	Vernon Perry
	4	Mike Reinfeldt
	3	Bubba McDowell
Game	4	Vernon Perry (12/29/79 vs. San Diego, NFL record)
	2	Bubba McDowell (12/29/91 vs. N.Y. Jets)
		Mike Reinfeldt (12/31/78 vs. New England)
	1	27 players

### Most Return Yards

Career	90	Bubba McDowell
	75	Vernon Perry
	35	Mike Reinfeldt
Game	75	Vernon Perry (1/6/80 vs. Pittsburgh)
	58	Bubba McDowell (1/3/93 vs. Buffalo)
	32	Bubba McDowell (12/29/92 vs. N.Y. Jets)

### Most Touchdown Returns

Career	1	Vernon Perry (75 yds., 1/6/80 vs. Pittsburgh)
		Bubba McDowell (58 yds., 1/3/93 vs. Buffalo)

### Longest Returns

75	Vernon Perry (1/6/80 vs. Pittsburgh)
58	Bubba McDowell (1/3/93 vs. Buffalo)
31	Bubba McDowell (12/29/91 vs. N.Y. Jets)



# PLAYOFF TEAM RECORDS

(All records are single game unless otherwise indicated)

## SCORING

### Most Points

38 (1/3/93 vs. Buffalo)

### Most Points Against

56 (12/21/69, Oakland)

### Most Points, Both Teams

79 (1/3/93, Buffalo 41, Houston 38)

### Fewest Points Both Teams

13 (12/24/61, Houston 10, San Diego 3)

### Most Points Each Half (by Houston)

1st Half 28 (1/3/93 vs Buffalo)

2nd Half 17 (12/23/62 vs. Dallas)

(12/31/89 vs. Pittsburgh)

### Most Points Each Half (by Opponent)

1st Half 35 (12/21/69, Oakland)

2nd Half 35 (1/3/93, Buffalo)

### Most Points Each Quarter (by Houston)

1st 14 (1/4/92 vs. Denver)

2nd 21 (12/31/78 vs. New England) (1/3/93 vs. Buffalo)

3rd 7 (6 times last 1/3/93 vs. Buffalo)

4th 14 (12/31/89 vs. Pittsburgh)

### Most Points Each quarter (by Opponent)

1st 28 (12/21/69, Oakland)

2nd 17 (1/7/79, Pittsburgh)

3rd 28 (1/3/93 vs. Buffalo)

4th 17 (12/28/80, Oakland)

## TOUCHDOWNS

### Most Touchdowns

5 (1/3/93 vs. Buffalo)

### Most Touchdowns Against

8 (12/21/69, Oakland)

### Most Touchdowns, Both Teams

10 (1/3/93, Houston 5, Buffalo 5)

### Fewest Touchdowns, Both Teams

1 (12/24/61, Houston 1, San Diego 0)

## MOST PATs

### Most PATs

5 (1/3/93 vs Buffalo)

### Most PATs Against

8 (12/21/69, Oakland, tied NFL record)

### Most PATs, Both Teams

10 (1/3/93, Houston 5, Buffalo 5)

### Fewest PATs, Both Teams

1 (12/24/61, Houston 1, San Diego 0)

## FIELD GOALS

### Most Field Goals

3 (1/3/88 vs. Seattle) (12/31/89 vs. Pittsburgh)

### Most Field Goals Against

4 (12/31/67, Oakland) (12/31/89, Pittsburgh)

### Most Field Goals, Both Teams

7 (12/31/89, Pittsburgh 4, Houston 3)

### Most Field Goals Attempted

5 (1/3/88 vs. Seattle)

### Most Field Goals Attempted Against

4 (1/7/79, Pittsburgh) (12/31/89, Pittsburgh)

### Most Field Goals Attempted, Both Teams

8 (12/31/89 vs. Pittsburgh)

## SAFETIES

### Most Safeties

1 (1/7/79 vs. Pittsburgh)

### Most Safeties Against

None

## FIRST DOWNS

### Most First Downs

27 (1/3/88 vs. Seattle) (1/3/93 vs. Buffalo)

### Most First Downs Against

26 (1/4/92 vs. Denver)

### Fewest First Downs

10 (12/31/67 vs. Oakland) (1/7/79 vs. Pittsburgh)

### Fewest First Downs by Opponent

11 (1/3/88, Seattle)

### Most First Downs, Both Teams

49 (1/4/92 Denver 26, Houston 23)

### Fewest First Downs, Both Teams

28 (12/31/67, Oakland 18, Houston 10)

### Most First Downs Rushing

11 (12/31/78 vs. New England)

### Most First Downs Rushing by Opponent

15 (1/6/91, Cincinnati)

### Fewest First Downs Rushing

1 (12/21/69 vs. Oakland)

### Fewest First Downs Rushing by Opponent

1 (1/3/88, Seattle)

### Fewest First Downs Rushing, Both Teams

6 (12/21/69, Oakland 5, Houston 1)

### Most First Downs Rushing Both Teams

19 (1/6/91, Cincinnati 15, Houston 4)

### Most First Downs Passing

18 (1/3/88 vs. Seattle) (12/31/89 vs. Pittsburgh) (1/3/93 vs. Buffalo)

### Most First Downs Passing by Opponent

17 (12/29/79, San Diego)

### Fewest First Downs Passing

3 (1/7/79 vs. Pittsburgh)

### Fewest First Downs Passing, by Opponent

5 (12/23/62, Dallas)

### Most First Downs Passing, Both Teams

31 (1/3/93, Houston 18, Buffalo 13)

### Fewest First Downs Passing, Both Teams

11 (12/31/67, Oakland 6, Houston 5)

### Most First Down Penalty

4 (12/24/61 vs. San Diego)

### Most First Downs Penalty by Opponent

4 (12/23/62, Dallas) (12/24/88, Cleveland)

### Most First Down Penalty, Both Teams

5 (12/24/61, Houston 4, San Diego 1) (1/1/89, Buffalo 3, Houston 2)

### Fewest First Down Penalty, Both Teams

0 (1/3/88 vs. Seattle)

## YARDS

### Most Net Yards

455 (12/24/78 vs. Miami)

### Most Net Yards by Opponent

418 (1/4/92, Denver)

### Most Net Yards, Both Teams

840 (1/4/92, Houston 422, Denver 418)

### Fewest Net Yards

142 (1/7/79 vs. Pittsburgh)

### Fewest Net Yards by Opponent

209 (12/24/78, Miami)

### Fewest Net Yards, Both Teams

498 (12/24/79, Houston 282, Denver 216)

## RUSHING

### Most Attempts

54 (12/31/78 vs. New England)

### Most Attempts by Opponent

54 (12/23/62, Dallas)

### Fewest Attempts

13 (1/6/91 vs. Cincinnati)

### Fewest Attempts by Opponent

11 (1/3/88, Seattle)

### Most Attempts, Both Teams

84 (12/23/62, Dallas 54, Houston 30)

### Fewest Attempts, Both Teams

43 (12/29/91, N.Y. Jets 23, Houston 20)

### Most Yards Gained

178 (1/3/88 vs. Seattle)

### Most Yards Gained by Opponent

263 (12/31/67, Oakland)

### Most Yards Gained, Both Teams

301 (12/31/67 vs. Oakland)

### Fewest Yards Gained

24 (1/6/80 vs. Pittsburgh)

### Fewest Yards Gained by Opponent

29 (1/3/88, Seattle)

### Fewest Yards Gained, Both Teams

134 (1/10/88 vs. Denver)

### Highest Average Gain

5.2 (1/6/91 vs. Cincinnati)

### Highest Average Gain by Opponent

5.9 (12/31/89, Pittsburgh)

### Lowest Average Gain

1.1 (1/6/80 vs. Pittsburgh)

### Lowest Average Gain by Opponent

2.1 (1/10/88, Denver)

### Most Touchdowns

2 (12/24/88 vs. Cleveland)

### Most Touchdowns by Opponent

3 (1/6/91, Cincinnati)

### Most Touchdowns, Both Teams

3 (12/29/79, San Diego 2, Houston 1), (1/1/89, Buffalo 2, Houston 1) (1/6/91 Cincinnati 3, Houston 0)

## PASSING

### Most Attempts

50 (1/3/93 vs. Buffalo)

### Most Attempts by Opponent

47 (12/29/79, San Diego)

### Most Attempts, Both Teams

84 (1/3/93, Houston 50, Buffalo 34)

### Fewest Attempts

15 (12/31/78 vs. New England)

### Fewest Attempts by Opponent

14 (12/23/62, Dallas)

### Fewest Attempts, Both Teams

45 (1/7/79, Houston 26, Pittsburgh 19)

### Most Completions

36 (1/3/93 vs. Buffalo)

### Most Completions by Opponent

25 (12/29/79, San Diego)

### Most Completions, Both Teams

57 (1/3/93, Houston 36, Buffalo 21)

### Fewest Completions

10 (12/29/79 vs. San Diego) (12/24/79 vs. Denver)

### Fewest Completions by Opponent

8 (12/28/80, Oakland)

### Fewest Completions, Both Teams

23 (1/7/79, Houston 12, Pittsburgh 11), (12/28/80, Houston 15, Oakland 8)

### Highest Completion Percentage (20 attempts)

75.0 (1/4/92 vs. Denver)

### Highest Completion Percentage by Opponent (20 attempts)

67.9 (12/24/88, Cleveland)

### Lowest Completion Percentage (20 attempts)

39.1 (12/21/69 vs. Oakland)

### Lowest Completion Percentage by Opponent (20 attempts)

34.5 (12/28/80, Oakland)

### Most Net Yards Gained

347 (1/3/93 vs. Buffalo)

### Most Net Yards Gained by Opponent

333 (12/29/79, San Diego)

### Fewest Net Yards Gained

96 (1/7/79 vs. Pittsburgh)

### Fewest Net Yards Gained by Opponent

88 (12/23/62, Dallas)

### Most Times Sacked

7 (12/28/80 vs. Oakland)

### Most Times Opponent Sacked

6 (12/24/61 vs. San Diego) (12/23/62 vs. Dallas) (12/24/79 vs. Denver)

### Most Sacks, Both Teams

10 (12/28/80 vs. Oakland, Houston 7, Oakland 3)

### Fewest Sacks, Both Teams

0 (1/4/92 vs. Denver)

# OILERS ON THE AIR



Tom Franklin



Russ Small



Bum Phillips

On January 30, 1990, it was announced that a multi-year agreement had been reached for KTRH to broadcast all Houston Oiler football games beginning in 1990. KTRH boasts Houston's highest rated news plus the top-rated "SportsBeat" nightly talk show. In addition, KTRH also broadcasts the games for basketball's Houston Rockets.

KTRH has a signal that blankets the South Texas region. KTRH had previously broadcast Oiler football from 1976-84. Their package with the Oilers includes a three-hour pre-game show and a two-hour post-game show hosted by Charlie Pallilo and Rich Lord. In addition, KTRH carries Oiler-related shows starring Head Coach Jack Pardee, QB Warren Moon, and Defensive Coordinator Buddy Ryan.

Handling the play-by-play chores for Oiler games for the fourth consecutive season will be Tom Franklin. A member of KTRH's sports staff since 1981, Franklin served as the play-by-play man for Rice University football and basketball in 1983-84 and 1989. Serving as the color commentator will be KTRH Sports Director (and co-host of "SportsBeat") Russ Small. Small joined KTRH in June of 1992 after serving as Sports Director at WXYT Radio in Detroit where he also served as the play-by-play man for Michigan State football and basketball.

The third man in the booth will again be football analyst Bum Phillips, who remains one of the all-time most popular Houston sports figures. He served as the Oilers' head coach from 1975-80 and is the winningest coach in franchise history with a 55-35 record. Phillips also was the head coach for the New Orleans Saints from 1981-85.

Following is a tentative list of radio stations on the Houston Oilers' Network in 1993:

Alpine.....KVLG, 1240 AM	Lamesa.....KPET, 690 AM
Amarillo.....KPIR, 1440 AM	Liberty.....KSHN 99.9 FM
Austin.....KLBK, 590 AM	Longview.....KFRO, 1340 AM
Beaumont.....KOLE, 1340 AM	Marble Falls.....KHLB, 1340 AM
Big Spring.....KBST, 1490 AM	Midland-Odessa.....KCRS, 550 AM
Brenham.....KWHI 1280 AM	Monroe, LA.....KMLB, 1440 AM
Bryan.....WTAW, 1150 AM	Nacogdoches.....KSFA, 860 AM
Carthage.....KGAS, 1590 AM	Norman, OK.....WWLS, 640 AM
Center.....KDET, 102.3 FM	Orange.....KOGT, 1600 AM
Clinton, OK.....KXOL, 1320 AM	San Angelo.....KXQZ, 1260 AM
Columbus.....KULM, 98.3 FM	San Antonio.....WOAI, 1200 AM
Corpus Christi.....KDAE, 1590 AM	San Marcos.....KUOL, 1470 AM
Crockett.....KBHT, 93.5 FM	Silver City, NM.....KSIL, 1430 AM
Dallas.....KGBS, 1190 AM	Tulsa, OK.....KTRT, 1270 AM
El Campo.....KULP, 1390 AM	Tyler.....KDOK, 1330 AM
Freer.....KRBA, 95.9 FM	Waco.....KRZI, 1580 AM
Harlingen.....KVJY, 840 AM	Wagoner, OK.....KXTD 1530 AM
Huntsville.....KYLK, 1400 AM	Woodville.....KVLK, 1490 AM
Jasper.....KTXJ, 1350 AM	Yoakum.....KYOC, 92.5 FM
Lake Charles, LA.....KEZM, 1310 AM	

## PRE-SEASON TV



Dave Barnett



Gifford Nielsen

In March of 1990, the Oilers entered into an agreement with Raycom Sports and Entertainment to televise Oiler pre-season games beginning in 1990. As the nation's leading independent sports programmer, Raycom produces and markets college football and basketball packages for the Big Eight, Big Ten, Metro, PAC-10, Southwest, and Atlantic Coast Conferences.

Raycom will televise three of the Oilers' four pre-season games with the additional contest being aired nationally by CBS. Carrying Raycom's production of Oiler pre-season games will be Houston's KHOU-TV (Channel 11, CBS affiliate). KHOU will air two games live and two games on a tape-delayed basis. The 1993 package kicks off with live coverage of the opener against the New Orleans Saints on Saturday, August 7. That will mark the first football game ever played in San Antonio's new Alamodome. Houston then hosts the Detroit Lions on Monday, August 16 in a tape-delayed Raycom telecast (unless sold out 72 hours prior to kickoff). On Saturday, August 21 in the Alamodome, the Oilers will have their annual pre-season meeting with the Dallas Cowboys in a game that will be nationally televised by CBS. The Oilers will close out their pre-season slate on Saturday, August 28 when the Seattle Seahawks invade the Astrodome in another tape-delayed Raycom telecast.

Raycom's Oiler play-by-play announcer will be Dave Barnett who is very familiar to sports fans around the Southwest. Barnett has done play-by-play for baseball's Texas Rangers and basketball's Dallas Mavericks, plus for SMU, North Texas State, and the Southwest Conference Game of the Week. Joining Barnett in the booth as color analyst is KHOU Sports Director Gifford Nielsen. Nielsen, who previously served in that capacity on radio, is a former star quarterback at Brigham Young and for the Oilers (1978-83).

## SPANISH RADIO



Rick Vasquez



Luis Rodriguez

For the fifth consecutive season, all Oiler games will be broadcast in Spanish. This season, KLAT (AM 1010), known in the Houston Hispanic community as "La Tremenda," will again carry all of the Oiler action. Joining KLAT on the Oilers' Spanish radio network will be San Antonio's KSAH.

KLAT is considered Houston's leading Spanish radio station and has been broadcasting entirely in Spanish since 1979. KLAT is owned by Tichenor Media System, the largest Spanish station ownership

group in the nation. Tichenor also owns stations in Chicago, New York, Miami, San Antonio, El Paso, Corpus Christi, and Rio Grande Valley.

The play-by-play will be handled by Rick Vasquez who served as the Oilers' Spanish color analyst for the second half of the 1992 season. Vasquez has previously been the play-by-play announcer for Sam Houston State football. Joining Vasquez in the booth as analyst will be Luis Rodriguez who also works as the sports director for Houston's KTMD-TV.

## **MEDIA INFORMATION**

**CREDENTIALS:** Media representatives who do not have press credentials for the entire season (but will be working for an accredited media outlet on an immediate deadline) may request them on a single-game basis. Telephone or written requests must be made at least three working days in advance to Chip Namias, Director of Media Services, Houston Oilers, 6910 Fannin Street, Houston, Texas 77030 (713/797-9111). Reserved credentials can be picked up at Press Will Call, located at the Astrodome's Loading Dock, on the day of the game.

**PHOTOGRAPHERS:** Photographers with accredited media outlets on an immediate deadline may request credentials on a single-game basis from the Oilers' Media Relations Department. Due to space limitations, it is not possible to issue credentials to freelance photographers. Field photographers are reminded to remain outside of the bench areas.

**PRESS BOX:** To get to the Astrodome press box, enter the stadium at the Loading Dock entrance between the West and South gates (where the TV trucks are parked). Take the press elevator to Level 5 and turn right on the concourse. Follow the concourse until it ends and you will be in the working press area. Visiting radio is located in Booth 567 while network TV announcers will be in Booth 571. All broadcasting booths are located on the fifth floor concourse. Only credentials issued by the Houston Oilers will be honored for admittance to the Astrodome.

**LOCKER ROOMS:** Admission to the home and visiting locker rooms is governed by each individual team. Only media representatives with proper credentials will be admitted into the locker rooms. No one will be admitted into the locker rooms prior to or during the game. Your press credential is good for admittance to both locker rooms. To reach the Oilers' locker room from the press box, take the fifth floor concourse to Aisle 561 and turn left to the elevator. The Oilers' locker room is on Level 2 (on the left as you exit the elevator). To reach the visiting team's locker room, proceed past the Oilers' locker room to the concourse and turn left. Follow the concourse until it ends at Aisle 226. Turn left through the double doors and it will be on the left.

**PARKING:** Press parking at the Astrodome is very limited. Single game parking requests should be made when requesting your credential and will be processed on a "first come-first served" basis. Media with parking passes should use the main Astrodome entrance at Murworth and Kirby.

**TELEPHONES:** Pool telephones for credit card or collect calls are available in the Astrodome press box. Any media member desiring to have their own press box telephone must order it directly from Debby Pierce, FCI (lines) at (713) 853-8119. Media may rent instruments directly from the Oilers at a per-game rate of \$25 while still ordering lines from FCI.

**COPY TRANSMISSION:** Copy transmission is available at every Houston Oiler home game. The transmission representative is Tom

Moen, 1719 Fairview Avenue, Houston, Texas 77006, (713) 661-3324.

**FIELD ACCESS:** Only working photographers, TV camera personnel and club/stadium officials are permitted on the field during the game. Media members with press box credentials are allowed on the field with five minutes remaining in the fourth quarter. Your cooperation in this matter is greatly appreciated.

**GAME INFORMATION:** The Astrodome press box telephone number for all game information inquiries is (713) 791-9118.

**INTERVIEWS:** Head Coach Jack Pardee will be available to the media daily following practice. The best time to schedule player interviews is immediately following practice. Please contact the Media Relations Department to arrange.

**PRACTICE DIRECTIONS:** The Oilers' regular season practice facility is located at 2727 El Camino in Houston. To get there from Loop 610, take the Fannin Street exit and turn north. Go to the first light and turn right on Holly Hall. Follow through four-way stop sign. Make first left after railroad tracks on El Rio. At the end of the street, the road will curve to the right and become El Camino. The Oilers' complex will be on the left.

## COVERING THE OILERS

### WRITERS REGULARLY ASSIGNED TO CLUB

- JOHN McCLAIN, Houston Chronicle (AM/PM), 801 Texas (77002), 713/220-7891.  
RICHARD WEINER, Houston Post (AM), 4747 Southwest Freeway (77027), 713/840-5869.  
MIKE LUTZ, Associated Press, 1100 Milam, Suite 3377 (77002), 713/659-4321; AP Night Number: 800/442-7189.  
CLIFFORD BROYLES, San Antonio Express-News (AM/PM), P.O. Box 2171, San Antonio (78297), 210/225-7411.  
PAT TURNER, Beaumont Enterprise (AM), P.O. Box 3071, Beaumont (77704), 409/838-2892.  
BOB WEST, Pt. Arthur News (AM), P.O. Box 789, Pt. Arthur (77641), 409/985-5541.  
RANDY RIGGS, Austin American-Statesman (AM), P.O. Box 670, Austin (78767), 512/445-3600.  
JIM CARLEY, Oiler News (Weekly), 2743 Ferry Landing, Sugar Land (77478), 713/265-2542.

### WRITERS AND COLUMNISTS

- HOUSTON CHRONICLE (AM/PM), 801 Texas (77002), 713/220-7891.  
S.E.—Dan Cunningham, Columnists—Ed Fowler, Fran Blinebury, Dale Robertson. NFL Writers—John Lopez, Bill Sullivan. TV Sports—Terry Blount.  
HOUSTON POST (AM), 4747 Southwest Freeway (77027), 713/840-5869.  
Exec. S.E.—George Woods, S.E. Phil Moldenhauer, Columnists—Mickey Herskowitz, Kenny Hand, Ray Buck. NFL Writer—Melanie Hauser. TV Sports—Jay Frank.  
THE DEFENDER, P.O. Box 8005 (77288), 713/663-7716, Ralph Cooper.  
FORWARD TIMES, P.O. Box 8346 (77288), 713/526-4727, Bud Johnson.  
THE INFORMER, P.O. Box 3086 (77253), 713/527-8261, Sam Andrews.  
HOUSTON STAR, P.O. Box 20226, Dept. 3 (77225), 713/660-6430, Joe Booker.  
HOUSTON SUN, 1520 Isabella (77004), 713/524-4474, Darrell Simon.

## TV AND RADIO SPORTSCASTERS

- KPRC-TV (NBC, Channel 2), 8181 Southwest Freeway (77074), 713/771-6837. Sports Dir.—Craig Roberts, Bart Enis, Lisa Malosky.
- KHOI-TV (CBS, Channel 11), 1945 Allen Parkway (77019), 713/521-4375. Sports Dir.—Gifford Nielsen, Matt Musil, Butch Alsandor, Jeff McShan.
- KTRK-TV (ABC, Channel 13), 3310 Bissonnet (77005), 713/663-4539. Sports Dir.—Bob Allen, Tim Melton.
- KRIV-TV (Fox, Channel 26), 3935 Westheimer (77027), 713/625-1904. Sports Dir.—Mark Berman, Steve Mark.
- KHTV-TV (Independent Channel 39), 7700 Westpark (77063), 713/781-6397. Sports Dir.—Ray Metoyer.
- KXLN-TV (Spanish, Channel 45), 9440 Kirby Drive (77054), 713/662-4545. Sports Dir.—Carlos Arranda.
- KTMD-TV (Spanish, Channel 48), 3903 Stoney Brook (77063), 713/783-5863. Sports Dir.—Luis Rodriguez.
- HOME SPORTS ENTERTAINMENT (cable), 5251 Gulfon (77081), 713/661-0078. Sports Dir.—Bill Worrell.
- KTRH (740 AM), 510 Lovett Blvd. (77006), 713/526-0087. Sports Dir.—Russ Small, Tom Franklin, Rich Lord, Charlie Pallilo, Nate Griffin, Dave Dalati.
- KSEV (700 AM), 11767 Katy Freeway, Suite 1170 (77079), 713/588-4800. Sports Dir.—Dan Patrick, John O'Reilly, Ed Fowler, Rod Evans.
- KILT (610 AM), 500 Lovett Blvd. (77006), 713/526-3417. Chris Begala, Jim Carola, Pat Hernandez.
- KIKK (650 AM), 6306 Gulfon Drive (77081), 713/981-9600. Chuck Wolf, Peggy Tuck.
- KCOH (1430 AM), 5011 Almeda (77004), 713/522-1001. Sports Dir.—Ralph Cooper.
- KNUZ/KQUE (1230 AM/103 FM), 4701 Caroline (77004), 713/523-4254. Sports Dir.—Wes Johnson, Daron Jones.
- KYOK (1590 AM), 24 Greenway Plaza (77046), 713/623-0102. Sports Dir.—Leroy Patterson.
- TEXAS STATE NETWORK, 7901 Carpenter Frwy., Dallas (75247), 214/631-2408. Sports Dir.—George Dunham.



# 1993 OPPONENTS

## ATLANTA FALCONS

**Game #12, Sun., Dec. 5**  
**12:00 P.M., Astrodome**



**ADDRESS:** Suwanee Road at I-85,  
Suwanee, GA 30174

**PHONE:** (404) 945-1111

**CHAIRMAN OF THE BOARD:** Rankin M. Smith, Sr.

**VICE PRESIDENT OF PLAYER PERSONNEL:** Ken Herock

**HEAD COACH:** Jerry Glanville

**DIRECTOR OF PUBLIC RELATIONS:** Charlie Taylor

**CONFERENCE, DIVISION:** National, Western

**STADIUM:** Georgia Dome (70,500)

**TEAM COLORS:** Black, Red, Silver, and White

**1992 RECORD:** 6-10

**1992 RUSHING LEADER:** Steve Broussard, 84 att., 363 yards, 1 TD

**1992 PASSING LEADER:** Chris Miller, 152 of 253, 1739 yards, 15 TDs,  
6 int.

**1992 RECEIVING LEADER:** Andre Rison, 93 for 1119 yards, 11 TDs

## BUFFALO BILLS

**Game #5, Mon., Oct. 11**  
**8:00 P.M., Rich Stadium**



**ADDRESS:** One Bills Drive,  
Orchard Park, NY 14127

**PHONE:** (716) 648-1800

**PRESIDENT:** Ralph C. Wilson, Jr.

**GENERAL MANAGER:** John Butler

**HEAD COACH:** Marv Levy

**MEDIA RELATIONS DIRECTOR:** Scott Berchtold

**CONFERENCE, DIVISION:** American, Eastern

**STADIUM:** Rich (80,290)

**TEAM COLORS:** Royal Blue, Red, and White

**1992 RECORD:** 11-5

**1992 RUSHING LEADER:** Thurman Thomas, 312 att., 1487 yards, 9 TDs

**1992 PASSING LEADER:** Jim Kelly, 269 of 462, 3457 yards, 23 TDs,  
19 int.

**1992 RECEIVING LEADER:** Andre Reed, 65 for 913 yards, 3 TDs

## CINCINNATI BENGALS

**Game #7, Sun., Oct. 24**  
**12:00 P.M., Astrodome**  
**Game #9, Sun., Nov. 14**  
**12:00 P.M., Riverfront Stadium**



**ADDRESS:** 200 Riverfront Stadium,  
Cincinnati, OH 45202

**PHONE:** (513) 621-3550

**PRESIDENT:** John Sawyer

**VICE PRESIDENT/GENERAL MANAGER:** Mike Brown

**HEAD COACH:** David Shula

**PUBLIC RELATIONS DIRECTOR:** Al Heim

**CONFERENCE, DIVISION:** American, Central

**STADIUM:** Riverfront (60,389)

**TEAM COLORS:** Black, Orange, and White

**1992 RECORD:** 5-11

**1992 RUSHING LEADER:** Harold Green, 265 att., 1170 yards, 2 TDs

**1992 PASSING LEADER:** Boomer Esiason, 144 of 278, 1407 yards, 11  
TDs, 15 int.

**1992 RECEIVING LEADER:** Harold Green, 41 for 214 yards, 0 TD



## CLEVELAND BROWNS

**Game #10, Sun., Nov. 21**  
**12:00 P.M., Cleveland Stadium**  
**Game #13, Sun., Dec. 12**  
**12:00 P.M., Astrodome**



**ADDRESS:** 80 First Avenue,  
Berea, OH 44017

**PHONE:** (216) 891-5000

**OWNER/PRESIDENT:** Arthur B. Modell

**DIRECTOR OF PLAYER PERSONNEL:** Mike Lombardi

**HEAD COACH:** Bill Belichick

**PUBLIC RELATIONS DIRECTOR:** Kevin Byrne

**CONFERENCE, DIVISION:** American, Central

**STADIUM:** Cleveland (78,512)

**TEAM COLORS:** Seal Brown, Orange, and White

**1992 RECORD:** 7-9

**1992 RUSHING LEADER:** Kevin Mack, 169 att., 543 yards, 6 TDs

**1992 PASSING LEADER:** Mike Tomczak, 120 of 211, 1693 yards, 7 TDs,  
7 int.

**1992 RECEIVING LEADER:** Michael Jackson, 47 for 755 yards, 7 TDs

## DALLAS COWBOYS

**Pre-Season Game #3, Sat., Aug. 21**  
**11:30 A.M., Alamodome**



**ADDRESS:** One Cowboys Parkway,  
Irving, TX 75063

**PHONE:** (214) 556-9900

**OWNER/PRESIDENT:** Jerry Jones

**VICE-PRESIDENT:** Stephen Jones

**HEAD COACH:** Jimmy Johnson

**PUBLIC RELATIONS DIRECTOR:** Rich Dalrymple

**CONFERENCE, DIVISION:** National, Eastern

**STADIUM:** Texas (65,024)

**TEAM COLORS:** Royal Blue, Metallic Silver, and White

**1992 RECORD:** 13-3

**1992 RUSHING LEADER:** Emmitt Smith, 373 att., 1713 yards, 18 TDs

**1992 PASSING LEADER:** Troy Aikman, 302 of 473, 3445 yards, 23 TDs,  
14 int.

**1992 RECEIVING LEADER:** Michael Irvin, 78 for 1396 yards, 7 TDs

## DETROIT LIONS

**Pre-Season Game #2, Mon., Aug. 16**  
**7:00 P.M., Astrodome**



**ADDRESS:** 1200 Featherstone Road,  
Pontiac MI 48342

**PHONE:** (313) 335-4131

**PRESIDENT/OWNER:** William Clay Ford

**EXECUTIVE VP/CEO:** Chuck Schmidt

**HEAD COACH:** Wayne Fontes

**COMMUNICATIONS DIRECTOR:** Bill Keenist

**CONFERENCE, DIVISION:** National, Central

**STADIUM:** Pontiac Silverdome (80,500)

**TEAM COLORS:** Honolulu Blue and Silver

**1992 RECORD:** 5-11

**1992 RUSHING LEADER:** Barry Sanders, 312 att., 1352 yards, 9 TDs

**1992 PASSING LEADER:** Rodney Peete, 123 of 213, 1702 yards, 9 TDs,  
9 int.

**1992 RECEIVING LEADER:** Brett Perriman, 69 for 810 yards, 4 TDs

## KANSAS CITY CHIEFS

**Game #2, Sun., Sept. 12**  
**12:00 P.M., Astrodome**

**ADDRESS:** One Arrowhead Drive,  
Kansas City, MO 64129  
**PHONE:** (816) 924-9300  
**FOUNDER:** Lamar Hunt  
**PRESIDENT/GENERAL MGR:** Carl Peterson  
**HEAD COACH:** Marty Schottenheimer  
**PUBLIC RELATIONS DIRECTOR:** Bob Moore  
**CONFERENCE, DIVISION:** American, Western  
**STADIUM:** Arrowhead (78,067)  
**TEAM COLORS:** Red, Gold, and White  
**1992 RECORD:** 10-6  
**1992 RUSHING LEADER:** Barry Word, 163 att., 607 yards, 4 TDs  
**1992 PASSING LEADER:** Dave Krieg, 230 of 413, 3115 yards, 15 TDs,  
12 int.  
**1992 RECEIVING LEADER:** Todd McNair, 44 for 380 yards, 1 TD



## LOS ANGELES RAMS

**Game #4, Sun., Sept. 26**  
**12:00 P.M., Astrodome**

**ADDRESS:** 2327 West Lincoln Avenue,  
Anaheim, CA 92801  
**PHONE:** (714) 535-7267  
**OWNER/PRESIDENT:** Georgia Frontiere  
**EXECUTIVE VP:** John Shaw  
**VICE PRESIDENT/HEAD COACH:** Chuck Knox  
**DIRECTOR OF PUBLIC RELATIONS:** Rick Smith  
**CONFERENCE, DIVISION:** National, Western  
**STADIUM:** Anaheim (69,008)  
**TEAM COLORS:** Royal Blue, Gold, and White  
**1992 RECORD:** 6-10  
**1992 RUSHING LEADER:** Cleveland Gary, 279 att., 1125 yards, 7 TD  
**1992 PASSING LEADER:** Jim Everett, 281 of 475, 3323 yards, 22 TDs,  
18 int.  
**1992 RECEIVING LEADER:** Cleveland Gary, 52 for 293 yards, 3 TDs



## NEW ENGLAND PATRIOTS

**Game #6, Sun., Oct. 17**  
**12:00 P.M., Foxboro Stadium**

**ADDRESS:** Route 1,  
Foxboro, MA 02035  
**PHONE:** (508) 543-8200  
**CHAIRMAN OF THE BOARD:** James B. Orthwein  
**VICE PRESIDENT:** Patrick Forte  
**HEAD COACH:** Bill Parcells  
**PUBLIC RELATIONS DIRECTOR:** Mike Hanson  
**CONFERENCE, DIVISION:** American, Eastern  
**STADIUM:** Foxboro (60,794)  
**TEAM COLORS:** Silver, Red, Blue, and White  
**1992 RECORD:** 2-14  
**1992 RUSHING LEADER:** Jon Vaughn, 113 att., 451 yards, 1 TD  
**1992 PASSING LEADER:** Hugh Millen, 124 of 203, 1203 yards, 8 TDs,  
10 int.  
**1992 RECEIVING LEADER:** Irving Fryar, 55 for 791 yards, 4 TDs



## **NEW ORLEANS SAINTS**

**Pre-Season Game #1, Sat., Aug. 7**

**7:00 P.M., Alamodome**

**Game #1, Sun., Sept. 5**

**7:00 P.M., Superdome**



**ADDRESS:** 1500 Poydras Street,  
New Orleans, LA 70112

**PHONE:** (504) 733-0255

**OWNER/GENERAL PARTNER:** Tom Benson

**PRESIDENT/GENERAL MGR:** Jim Finks

**HEAD COACH:** Jim Mora

**MEDIA RELATIONS DIRECTOR:** Rusty Kasmiersky

**CONFERENCE, DIVISION:** National, Western

**STADIUM:** Superdome (69,065)

**TEAM COLORS:** Black, Gold, and White

**1992 RECORD:** 12-4

**1992 RUSHING LEADER:** Vaughn Dunbar, 154 att., 565 yards, 3 TDs

**1992 PASSING LEADER:** Bobby Hebert, 249 of 422, 3287 yards, 19 TDs,  
16 int.

**1992 RECEIVING LEADER:** Eric Martin, 68 for 1041 yards, 5 TDs

## **NEW YORK JETS**

**Game #16, Sun., Jan. 2**

**7:00 P.M., Astrodome**



**ADDRESS:** 1000 Fulton Avenue,  
Hempstead, NY 11550

**PHONE:** (516) 538-6600

**CHAIRMAN OF THE BOARD:** Leon Hess

**VICE PRESIDENT/GENERAL MANAGER:** Dick Steinberg

**HEAD COACH:** Bruce Coslet

**PUBLIC RELATIONS DIRECTOR:** Frank Ramos

**CONFERENCE, DIVISION:** American, Eastern

**STADIUM:** Giants (76,891)

**TEAM COLORS:** Kelly Green and White

**1992 RECORD:** 4-12

**1992 RUSHING LEADER:** Brad Baxter, 152 att., 698 yards, 6 TDs

**1992 PASSING LEADER:** Browning Nagle, 192 of 387, 2280 yards, 7  
TDs, 17 int.

**1992 RECEIVING LEADER:** Chris Burkett, 57 for 724 yards, 1 TD

## **PITTSBURGH STEELERS**

**Game #11, Sun., Nov. 28**

**7:00 P.M., Astrodome**

**Game #14, Sun., Dec. 19**

**12:00 P.M., Three Rivers Stadium**



**ADDRESS:** 300 Stadium Circle,  
Pittsburgh, PA 15212

**PHONE:** (412) 323-1200

**PRESIDENT:** Daniel M. Rooney

**DIR. OF FOOTBALL OPERATIONS:** Tom Donahoe

**HEAD COACH:** Bill Cowher

**PUBLIC RELATIONS DIRECTOR:** Dan Edwards

**CONFERENCE, DIVISION:** American, Central

**STADIUM:** Three Rivers (59,600)

**TEAM COLORS:** Black and Gold

**1992 RECORD:** 11-5

**1992 RUSHING LEADER:** Barry Foster, 390 att., 1690 yards, 11 TDs

**1992 PASSING LEADER:** Neil O'Donnell, 185 of 313, 2283 yards, 13  
TDs, 9 int.

**1992 RECEIVING LEADER:** Jeff Graham, 49 for 711 yards, 1 TD

## SAN DIEGO CHARGERS

**Game #3, Sun., Sept. 19**  
**3:00 P.M., Jack Murphy Stadium**

**ADDRESS:** 9449 Friars Road,

San Diego, CA 92120

**PHONE:** (619) 280-2111

**CHAIRMAN/PRESIDENT:** Alex Spanos

**EXEC. VP/GENERAL MANAGER:** Bobby Beathard

**HEAD COACH:** Bobby Ross

**PUBLIC RELATIONS DIRECTOR:** Bill Johnston

**CONFERENCE, DIVISION:** American, Western

**STADIUM:** Jack Murphy (60,836)

**TEAM COLORS:** Navy, White, and Gold

**1992 RECORD:** 11-5

**1992 RUSHING LEADER:** Marion Butts, 218 att., 809 yards, 4 TDs

**1992 PASSING LEADER:** Stan Humphries, 263 of 454, 3356 yards, 16 TDs, 18 int.

**1992 RECEIVING LEADER:** Ronnie Harmon, 79 for 914 yards, 1 TD



## SAN FRANCISCO 49ers

**Game #15, Sat., Dec. 25**  
**4:30 P.M., Candlestick Park**

**ADDRESS:** 4949 Centennial Boulevard,

Santa Clara, CA 95054

**PHONE:** (408) 562-4949

**OWNER:** Edward J. DeBartolo, Jr.

**PRESIDENT:** Carmen Policy

**HEAD COACH:** George Seifert

**PUBLIC RELATIONS DIRECTOR:** Rodney Knox

**CONFERENCE, DIVISION:** National, Western

**STADIUM:** Candlestick Park (66,513)

**TEAM COLORS:** Gold and Scarlet

**1992 RECORD:** 14-2

**1992 RUSHING LEADER:** Rickey Watters, 206 att., 1013 yards, 9 TDs

**1992 PASSING LEADER:** Steve Young, 268 of 402, 3465 yards, 25 TDs, 7 int.

**1992 RECEIVING LEADER:** Jerry Rice, 84 for 1201 yards, 10 TDs



## SEATTLE SEAHAWKS

**Pre-Season Game #4, Sat., Aug. 28**

**7:00 P.M., Astrodome**

**Game #8, Sun., Nov. 7**

**12:00 P.M., Astrodome**

**ADDRESS:** 11220 N.E. 53rd Street,

Kirkland, WA 98033

**PHONE:** (206) 827-9777

**OWNER:** Ken Behring

**VICE PRESIDENT/FOOTBALL OPERATIONS:** Chuck Allen

**HEAD COACH:** Tom Flores

**PUBLIC RELATIONS DIRECTOR:** Gary Wright

**CONFERENCE, DIVISION:** American, Western

**STADIUM:** Kingdome (64,400)

**TEAM COLORS:** Blue, Green, and Silver

**1992 RECORD:** 2-14

**1992 RUSHING LEADER:** Chris Warren, 223 att., 1017 yards, 3 TDs

**1992 PASSING LEADER:** Stan Gelbaugh, 121 of 255, 1307 yards, 6 TDs, 11 int.

**1992 RECEIVING LEADER:** John L. Williams, 74 for 556 yards, 2 TDs



# 1993 HOTEL LISTING

(Tentative)

**NEW ORLEANS (Game—9/5, 7:00 PM CDT)**

**Hotel:** New Orleans Marriott (night of 9/4)  
(504) 581-1000

**SAN DIEGO (Game—9/19, 1:00 PM PDT)**

**Hotel:** Marriott Mission Valley (night of 9/18)  
(619) 692-3800

**BUFFALO (Game—10/11, 9:00 PM EDT)**

**Hotel:** Hyatt Regency (night of 10/10)  
(716) 856-1234

**NEW ENGLAND (Game—10/17, 1:00 PM EDT)**

**Hotel:** Hilton at Dedham Place (night of 10/16)  
(617) 329-7900

**CINCINNATI (Game—11/14, 1:00 PM EST)**

**Hotel:** Omni Netherland (night of 11/13)  
(513) 421-9100

**CLEVELAND (Game—11/21, 1:00 PM EST)**

**Hotel:** Marriott Society Center (night of 11/20)  
(216) 696-9200

**PITTSBURGH (Game—12/19, 1:00 PM EST)**

**Hotel:** Westin William Penn (night of 12/18)  
(412) 281-7100

**SAN FRANCISCO (Game—12/25, 2:30 PM PST)**

**Hotel:** TBA



# THE ASTRODOME



The Houston Oilers play their home games in the "new and improved" Astrodome. Since 1988, more than 10,000 seats have been added to the Astrodome's capacity, thus making its seating availability now comparable to other domed stadiums. In early 1988, a state-of-the-art "Magic Carpet" AstroTurf system was installed by AstroTurf Industries, making the Astrodome the only artificial turf stadium in America with entirely separate fields for both football and baseball. In addition, construction has been completed on 65 "Columbia Suite" luxury boxes.

Officially named the Harris County Domed Stadium, the Astrodome was financed by an \$18 million general obligation bond which passed in January of 1961. The cost of the project, including off-site improvements, land acquisition, engineering fees, site roads, and parking lot paving was \$31.6 million.

In 1932, a \$42 million improvement program updated all of the Astrodome Complex. Financed by Harris County's portion of the hotel-motel tax, the renovations included the installation of the first Diamond Vision screen in the Astrodome scoreboard.

The stadium structure itself covers 9 1/2 acres, and the entire complex, including exhibition halls and parking areas, covers 260 acres. The outside diameter of the stadium structure is 710 feet and the floor of the stadium is approximately 25 feet below normal ground level, affording minimum vertical travel by fans.

The permanent roof of the dome, which has a clear span of 642 feet (twice that of any previous structure), has a maximum height of 208 feet above the playing field. This would allow the construction of an 18-story building under the roof. The roof can withstand hurricane winds of 135 m.p.h. and gusts of 165 m.p.h.

The playing surface of the Astrodome is AstroTurf. Initially only the infield was covered with the man-made turf. On July 19, 1966 the entire surface of the Astrodome was covered with AstroTurf. A new surface was installed in April, 1978, and again in February, 1988.

There are 51,000 cushioned, upholstered theatre seats in the stadium and 4,000 pavilion seats with cushioned, upholstered seats and wooden backs. The seating capacities are 53,821 for baseball, 62,439 for football, 68,000 for conventions and a maximum of 74,000 for boxing and similar events. To convert from baseball to football seating, the stands holding additional seats move around on steel rails until they parallel the football sidelines.

The Astrodome's new scoreboard features pertinent information throughout all events. The 'Dome is one of the only stadiums in the country that now boasts two Diamond Vision screens. Each Diamond Vision is a 26 1/2 by 37 1/2-foot screen that brings field action, including instant replays, up-close for spectators. The screen's clear picture is the product of a 35-mm tube with 43,200 CRT's ( a home television set has one CRT). The Diamond Vision's brain is a state-of-the-art computer, operated by a nine-person crew that includes technicians and cameramen.


# THE ALAMODOME



On August 7, 1993, the Houston Oilers and the New Orleans Saints will play the first-ever football game in San Antonio's new Alamodome. The Oilers will also play the Dallas Cowboys in the Alamodome on August 21. In addition, Houston is scheduled to play a pair of pre-season games in 1994 in this new state-of-the-art facility.

Already considered one of the nation's premier domed stadiums, the Alamodome hosted its first event this past May. Construction began in November, 1990 and the facility was completed on schedule at a cost of approximately \$177 million. Financed by a 1/2 cent sales tax, the Alamodome will be debt-free by 1994.

The Alamodome's seating capacity for football is 65,000 and for basketball is 32,500. The stadium, which sits on a site of 57 acres, features 160,000 gross square feet of exhibit space and 16 field level conference rooms. It has 12,000 retractable seats which is the largest retractable seating unit in the world. Additionally, the Alamodome is the only building in North America with two permanent ice rinks. During major events, the Alamodome has the capacity of satellite transmission to countries throughout the world.



# TRINITY UNIVERSITY

**"The Summer Home of the Houston Oilers"**



Trinity's William H. Bell Athletic Center

This summer of 1993 marks the Oilers' third training camp at Trinity University in San Antonio. Trinity is a nationally-recognized liberal arts and sciences university that has been consistently ranked as one of the nation's top colleges by *U.S. News & World Report*.

With an enrollment of approximately 2,500, Trinity's student population includes representation from all 50 states and several foreign countries. Hailing from a diversity of geographic, ethnic (minority enrollment is 18 percent), and socio-economic backgrounds, the one characteristic Trinity students do share is academic talent.

More than 65 percent of the University's incoming freshmen rank in the top 10 percent of their high school graduating class. Increasingly, Trinity students receive prestigious national awards, including National Science Foundation grants, Truman Scholarships, National Endowment for the Humanities, Young Scholars Awards, Mellon Fellows, and the Goldwater Scholarship in Science. Also as active volunteers, Trinity students devote more than 6,000 hours each year to community service in San Antonio nursing homes, homeless shelters, and tutoring in literacy programs.

Athletically, Trinity fields varsity teams in 12 sports, and the University is a member of the Southern Collegiate Athletic Conference. Trinity boasts men's and women's programs in NCAA Division III with participation in sports such as football, basketball, baseball, tennis, volleyball, cross country, soccer, track, and golf.

The 117-acre campus, located just north of downtown, offers a panoramic view of the San Antonio skyline. The newly-renovated William H. Bell Athletic Center, a state-of-the-art indoor athletic complex, features a basketball court, a modern weight-training area, an aerobics studio, and a natatorium. Recently, the Bell Center received a national award for indoor facility management. The Oilers will do most of their outdoor training in Trinity's E.M. Stevens Football Stadium.

Founded in 1869 in Tehuacana, Texas, Trinity was moved to Waxahachie, Texas in 1902, and to San Antonio in 1942. In 1952, Trinity moved to its current location, the "Skyline Campus" that overlooks the city.



# NFL PERSONNEL GUIDE

**WAIVERS:** The waiver system is a procedure by which player contracts or NFL rights to players are made available by a club to other clubs in the League. During the procedure, the 27 other clubs either file claims to obtain the players or waive the opportunity to do so--thus the term "waiver". Claiming clubs are assigned players on a priority based on the inverse of won-and-lost standing. The claiming period normally is 10 days during the off-season and 24 hours from early July through December. In some circumstances, another 24 hours is added on to allow the original club to rescind its action (known as a recall of a waiver request) and/or the claiming club to do the same (known as withdrawal of a claim). If a player passes through waivers unclaimed and is not recalled by the original club, he becomes a free agent. All waivers from July through December are no-recall and no withdrawal. Under the Collective Bargaining Agreement, from the beginning of the waiver system each year through the trading deadline (October 19, 1993), any veteran who has acquired four years of pension credit is not subject to the waiver system if the club desires to release him. After the trading deadline, such players are subject to the waiver system.

**ACTIVE LIST:** The Active List is the principal status for players participating for a club. It consists of all players under contract, including option, who are eligible for pre-season, regular season, and post-season games. Clubs are allowed to open training camp with 80 players but thereafter must meet two mandatory roster reductions prior to the season opener. Teams will be permitted an active list of 45 players and an inactive list of eight players for each regular and post-season game. Thus, only 45 players plus an emergency quarterback may suit up for each game. Each team may also establish a practice squad of up to 16 players who are eligible to participate in practice, but remain free agents who may sign with any other team in the league.

**RESERVE LIST:** The Reserve List is a status for players who, for reasons of injury, retirement, military service, or other circumstances, are not immediately available for participation with a club. Players on Reserve/Injured are not eligible to practice or return to the Active/Inactive list in the same season that they are placed on Reserve.

Players in the category of Reserve/Retired or Reserve/Did Not Report may not be reinstated during the period from 30 days before the end of the regular season through the post-season.

**TRADES:** Unrestricted trading between the AFC and NFC is allowed until October 19, 1993 after which trading of player contracts/rights will end until February 1, 1994.



# 1992 NFL STANDINGS

## AMERICAN FOOTBALL CONFERENCE

### EASTERN DIVISION

	W	L	T	Pct.	PF	PA
Miami	11	5	0	.688	340	281
*Buffalo	11	5	0	.688	381	283
Indianapolis	9	7	0	.563	216	302
N.Y. Jets	4	12	0	.250	220	315
New England	2	14	0	.125	205	363

### CENTRAL DIVISION

	W	L	T	Pct.	PF	PA
Pittsburgh	11	5	0	.688	299	225
*Houston	10	6	0	.625	352	258
Cleveland	7	9	0	.438	272	275
Cincinnati	5	11	0	.313	274	364

### WESTERN DIVISION

	W	L	T	Pct.	PF	PA
San Diego	11	5	0	.688	335	241
*Kansas City	10	6	0	.625	348	282
Denver	8	8	0	.500	262	329
L.A. Raiders	7	9	0	.438	249	281
Seattle	2	14	0	.125	140	312

## NATIONAL FOOTBALL CONFERENCE

### EASTERN DIVISION

	W	L	T	Pct.	PF	PA
Dallas	13	3	0	.813	409	213
*Philadelphia	11	5	0	.688	354	245
*Washington	9	7	0	.563	300	255
N.Y. Giants	6	10	0	.375	306	367
Phoenix	4	12	0	.250	243	332

### CENTRAL DIVISION

	W	L	T	Pct.	PF	PA
Minnesota	11	5	0	.688	374	249
Green Bay	9	7	0	.563	276	296
Tampa Bay	5	11	0	.313	267	365
Chicago	5	11	0	.313	295	361
Detroit	5	11	0	.313	273	332

### WESTERN DIVISION

	W	L	T	Pct.	PF	PA
San Francisco	14	2	0	.875	431	236
*New Orleans	12	4	0	.750	330	202
Atlanta	6	10	0	.375	327	414
L.A. Rams	6	10	0	.375	313	383

\*Wild Card for Playoffs

## 1992 NFL AT A GLANCE

### AFC FIRST ROUND

Buffalo 41, Houston 38 (OT)

### AFC FIRST ROUND

San Diego 17, Kansas City 0

### AFC DIVISIONAL PLAYOFF

Buffalo 24, Pittsburgh 3

### AFC DIVISIONAL PLAYOFF

Miami 31, San Diego 0

### AFC CHAMPIONSHIP GAME

Buffalo 29, Miami 10

### NFC FIRST ROUND

Philadelphia 36, New Orleans 20

### NFC FIRST ROUND

Washington 24, Minnesota 7

### NFC DIVISIONAL PLAYOFF

Dallas 34, Philadelphia 10

### NFC DIVISIONAL PLAYOFF

San Francisco 20, Washington 13

### NFC CHAMPIONSHIP GAME

Dallas 30, San Francisco 20

### SUPER BOWL XXVII

Dallas 52, Buffalo 17

### AFC-NFC PRO BOWL

AFC 23, NFC 20 (OT)

# 1992 TEAM RANKINGS

## AMERICAN FOOTBALL CONFERENCE

	Offense			Defense		
	Tot.	Rush	Pass	Tot.	Rush	Pass
Buffalo	1	*1	3	7	1T	13
Cincinnati	12	3	13	14	13	14
Cleveland	6	8	7	9	4	12
Denver	8	13	6	13	12	11
Houston	2	7	*1	1	5	2
Indianapolis	10	14	5	12	14	7
Kansas City	11	11	8	3	7	1
Los Angeles Raiders	9	5	11	4	6	6
Miami	3	12	2	5T	3	9
New England	13	10	12	11	11	10
New York Jets	7	6	10	10	9	8
Pittsburgh	5	2	9	8	8	4
San Diego	4	4	4	2	1T	5
Seattle	14	9	14	5T	10	3

## NATIONAL FOOTBALL CONFERENCE

	Offense			Defense		
	Tot.	Rush	Pass	Tot.	Rush	Pass
Atlanta	5	14	2	14	14	9
Chicago	4	6	9	7	11	6
Dallas	2	3	3	*1	*1	2
Detroit	13	10	12	9	10	8
Green Bay	10	12	4	10	9	10
Los Angeles Rams	8	9	5	13	13	11
Minnesota	6	5	11	5	8	4
New Orleans	9	11	6	2	4	*1
New York Giants	14	4	14	6	12	7
Philadelphia	3	1	13	3	3	5
Phoenix	12	13	8	11	5	13
San Francisco	*1	2	1	6	2	12
Tampa Bay	11	8	10	12	6	14
Washington	7	7	7	4	7	3

## NATIONAL FOOTBALL LEAGUE

	Offense			Defense		
	Tot.	Rush	Pass	Tot.	Rush	Pass
Atlanta	10	27	4	28	28	22
Buffalo	2	*1	6	12	2T	20
Chicago	8	10	14	17	21	15
Cincinnati	26	8	27	26	24	25
Cleveland	18	19	17	14	7T	19
Dallas	4	5	5	*1	*1	5
Denver	21	25	16	22	23	18
Detroit	19	16	19	20	17T	21
Green Bay	15	21	9	23	16	23
Houston	3	18	*1	3	9	3
Indianapolis	24	28	8	21	26	11
Kansas City	25	23	20	5	15	2
Los Angeles Raiders	23	11	24	9	27	10
Los Angeles Rams	13	15	10	27	12	24
Miami	5	24	2	10T	6	14
Minnesota	11	7	18	8	14	7
New England	27	22	26	19	22	17
New Orleans	14	17	11	2	7T	*1
New York Giants	22	6	25	18	25	16
New York Jets	20	12	22	16	19	13
Philadelphia	7	2	23	6	5	12
Phoenix	17	26	13	24	10	27
Pittsburgh	9	4	21	13	17T	8
San Diego	6	9	7	4	2T	9
San Francisco	*1	3	3	15	4	26
Seattle	28	20	28	10T	20	4
Tampa Bay	16	14	15	25	11	28
Washington	12	13	12	7	13	6

\* = League Leader

T = Tied for Position

# 1993 NFL SCHEDULE

## FIRST WEEK

### Sunday, September 5

(CBS-TV national weekend)

Atlanta at Detroit	1:00
Cincinnati at Cleveland	1:00
Denver at New York Jets	1:00
Kansas City at Tampa Bay	1:00
L.A. Rams vs. Green Bay at Milw.	12:00
Miami at Indianapolis	12:00
Minnesota at L.A. Raiders	1:00
New England at Buffalo	1:00
New York Giants at Chicago	3:00
Phoenix at Philadelphia	1:00
San Francisco at Pittsburgh	1:00
Seattle at San Diego	1:00

### Sunday Night, September 5

**Houston at New Orleans 7:00**

### Monday, September 6

Dallas at Washington 9:00

## SECOND WEEK

### Sunday, September 12

(NBC-TV national weekend)

Buffalo at Dallas	3:00
Chicago at Minnesota	12:00
Detroit at New England	1:00
Indianapolis at Cincinnati	1:00
<b>Kansas City at Houston 12:00</b>	
New Orleans at Atlanta	1:00
New York Jets at Miami	4:00
Philadelphia at Green Bay	12:00
Phoenix at Washington	1:00
Pittsburgh at L.A. Rams	1:00
San Diego at Denver	2:00
Tampa Bay at New York Giants	1:00

### Sunday Night, September 12

L.A. Raiders at Seattle 5:00

### Monday, September 13

San Francisco at Cleveland 9:00

## THIRD WEEK

### Sunday, September 19

(ABC-TV national weekend)

(Open Dates: AFC East Except New England,

NFC Central Except Detroit)	
Atlanta at San Francisco	1:00
Cincinnati at Pittsburgh	1:00
Cleveland at L.A. Raiders	1:00
Detroit at New Orleans	12:00
<b>Houston at San Diego 1:00</b>	
L.A. Rams at New York Giants	1:00
Seattle at New England	1:00
Washington at Philadelphia	1:00

### Sunday Night, September 19

Dallas at Phoenix 5:00

### Monday, September 20

Denver at Kansas City 8:00

## FOURTH WEEK

### Sunday, September 26

(CBS-TV national weekend)

(Open Dates: AFC West Except Seattle,

NFC East Except Phoenix)	
Cleveland at Indianapolis	12:00
Green Bay at Minnesota	12:00
<b>L.A. Rams at Houston 12:00</b>	
Miami at Buffalo	1:00
Phoenix at Detroit	1:00
San Francisco at New Orleans	3:00
Seattle at Cincinnati	4:00
Tampa Bay at Chicago	12:00

### Sunday Night, September 26

New England at New York Jets 8:00

### Monday, September 27

Pittsburgh at Atlanta 9:00

## FIFTH WEEK

### Sunday, October 3

(CBS-TV national weekend)

(Open Dates: AFC Central,

New England, Phoenix)	
Atlanta at Chicago	12:00
Detroit at Tampa Bay	1:00
Green Bay at Dallas	12:00
Indianapolis at Denver	2:00
L.A. Raiders at Kansas City	12:30
Minnesota at San Francisco	1:00
New Orleans at L.A. Rams	1:00
Philadelphia at New York Jets	4:00
San Diego at Seattle	1:00

### Sunday Night, October 3

New York Giants at Buffalo 8:00

### Monday, October 4

Washington at Miami 9:00

## SIXTH WEEK

### Sunday, October 10

(NBC-TV national weekend)

(Open Dates: NFC West, Detroit, Seattle)

Chicago at Philadelphia	1:00
Cincinnati at Kansas City	12:00
Dallas at Indianapolis	12:00
Miami at Cleveland	1:00
New England at Phoenix	1:00
New York Giants at Washington	1:00
New York Jets at L.A. Raiders	1:00
San Diego at Pittsburgh	1:00
Tampa Bay at Minnesota	12:00

### Sunday Night, October 10

Denver at Green Bay 3:00

### Monday, October 11

**Houston at Buffalo 9:00**

## SEVENTH WEEK

### Thursday, October 14

(CBS-TV national weekend)

(Open Dates: AFC East Except New England,

NFC Central Except Detroit)	
L.A. Rams at Atlanta	7:30

### Sunday, October 17

Cleveland at Cincinnati 7:00

**Houston at New England 8:00**

Kansas City at San Diego 1:00

New Orleans at Pittsburgh 1:00

Philadelphia at New York Giants 1:00

San Francisco at Dallas 3:00

Seattle at Detroit 1:00

Washington at Phoenix 1:00

### Monday, October 18

L.A. Raiders at Denver 7:00

## EIGHTH WEEK

### Sunday, October 24

(Open Dates: AFC West Except Seattle,

NFC East Except Phoenix)

(NBC-TV national weekend)

Atlanta at New Orleans 12:00

Buffalo at New York Jets 1:00

**Cincinnati at Houston 12:00**

Detroit at L.A. Rams 1:00

Green Bay at Tampa Bay 1:00

New England at Seattle 1:00

Phoenix at San Francisco 1:00

Pittsburgh at Cleveland 1:00

### Sunday Night, October 24

Indianapolis at Miami 7:30

### Monday, October 25

Minnesota at Chicago 8:00

## NINTH WEEK

### Sunday, October 31

(CBS-TV national weekend)

# Improve your running game

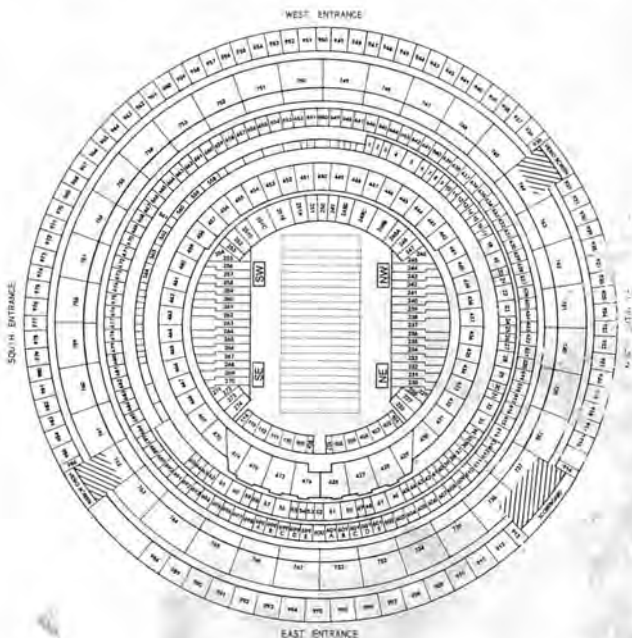


If your car's running rough when you step on the gas, try FormulaShell™ gasoline. It's Shell's cleanest gasoline ever. All three grades help reduce harmful intake valve deposits other gasolines can leave behind. Giving you better acceleration. Quicker starts. And improved gas mileage. Just a few more reasons to go on with the best-selling gasoline in the world—Shell. Miles Ahead.



Shell™

# TICKET INFORMATION



## PER GAME

## SEASON

LOGE, SKY CLUB.....	\$35.00		\$350.00
FIELD LEVEL, MEZZANINE, UPPER BOXES .....	\$29.00, \$33.00	\$290.00,	\$330.00
LOWER WEST RESERVED UPPER RESERVED .....	\$26.00		\$260.00
PAVILION.....	\$23.00		\$230.00
LOWER EAST RESERVED .....	\$18.00		\$180.00

(Includes all taxes)

Tickets for all Oiler home games are available at the Oilers' Ticket Office and at the Astrodome Ticket Office. The Oilers' Ticket Office is located in the lobby of the APC Building at 6910 Fannin Street. Office hours are from 8:30 AM to 5:00 PM Monday through Friday, and from 10:00 AM to 5:00 PM every Saturday before a home game. The Astrodome will call window is located at West Gate A. Tickets are also available at all Ticketmaster Corp. locations in Texas and nationwide.

Oiler Ticket Office .....	797-1000
Astrodome Ticket Office.....	799-9555

## CREDITS

The 1993 Houston Oilers Media Guide was written and compiled by Tom Namas, Director of Media Services.

Desktop Publishing Coordinator: Paul Grabowski  
Printer: Hearn Lithographing

Special thanks to Bob Schranz and Marcell...

<b>Sunday, December 26</b> Kansas City at Minnesota	7:00
<b>Monday, December 27</b> Miami at San Diego	6:00
<b>EIGHTEENTH WEEK</b>	
<b>Friday, December 31</b> (NBC-TV national weekend) Minnesota at Washington	3:00
<b>Sunday, January 2</b>	
Buffalo at Indianapolis	1:00
Chicago at L.A. Rams	1:00
Cincinnati at New Orleans	3:00
Cleveland at Pittsburgh	1:00
Dallas at New York Giants	1:00
Denver at L.A. Raiders	1:00
Green Bay at Detroit	1:00
Miami at New England	1:00
Phoenix at Atlanta	1:00
San Diego at Tampa Bay	4:00
Seattle at Kansas City	12:00
<b>Sunday Night, January 2</b>	
<b>New York Jets at Houston</b>	<b>7:00</b>
<b>Monday, January 3</b>	
Philadelphia at San Francisco	6:00

**POSTSEASON**

<b>Saturday, Jan. 8</b> AFC and NFC Wild Card Playoffs (ABC)
<b>Sunday, Jan. 9</b> AFC and NFC Wild Card Playoffs (NBC and CBS)
<b>Saturday, Jan. 15</b> AFC and NFC Divisional Playoffs (NBC and CBS)
<b>Sunday, Jan. 16</b> AFC and NFC Divisional Playoffs (NBC and CBS)
<b>Sunday, Jan. 23</b> AFC and NFC Conference Championship (NBC and CBS)
<b>Sunday, Jan. 30</b> Super Bowl XXVIII at Georgia Dome, Atlanta, GA (NBC)
<b>Sunday, Feb. 6</b> AFC-NFC Pro Bowl at Honolulu, HI (ESPN)

# **DERRICK** Dolls <sup>SM</sup>

In the height of the Luv Ya Blue era, the Derrick Dolls danced their way into the hearts of millions of fans, both in the city of Houston and across the nation. Their high-spirited dancing added excitement to every Oilers' home game and their off-field support made them goodwill ambassadors for the team and the city.

In 1993, the Derrick Dolls look to capture the support of fans and captivate them with their dancing, high-kick routines and entertainment. Off the field, they will be a part of Houston Entertainment Inc., a full-scale entertainment company. Titles for the 1993 Derrick Dolls are Finger Furniture and The Stress Company.

The Director of the Derrick Dolls is Myrna Santos-Smith served as a Derrick Doll herself from 1979-84. She is primarily assisted by Choreographer Barbie Blair.



(Open Dates: AFC Central)

Chicago at Green Bay	12:00
Dallas at Philadelphia	1:00
Kansas City at Miami	1:00
L.A. Rams at San Francisco	1:00
New England at Indianapolis	1:00
New Orleans at Phoenix	2:00
New York Jets at New York Giants	1:00
San Diego at L.A. Raiders	1:00
Seattle at Denver	2:00
Tampa Bay at Atlanta	1:00

**Sunday Night, October 31**

Detroit at Minnesota	7:00
----------------------	------

**Monday, November 1**

Washington at Buffalo	9:00
-----------------------	------

**TWELFTH WEEK**

**Sunday, November 7**

(NBC-TV national weekend)

(Open Dates: NFC West)

Buffalo at New England	1:00
Denver at Cleveland	1:00
L.A. Raiders at Chicago	3:00
Miami at New York Jets	4:00
New York Giants at Dallas	12:00
Philadelphia at Phoenix	2:00
Pittsburgh at Cincinnati	1:00
San Diego at Minnesota	12:00
<b>Seattle at Houston</b>	<b>12:00</b>
Tampa Bay at Detroit	1:00

**Sunday Night, November 7**

Indianapolis at Washington	
----------------------------	--

**Monday, November 8**

Green Bay at Kansas City	8:00
--------------------------	------

**ELEVENTH WEEK**

**Sunday, November 14**

(CBS-TV national weekend)

(Open Dates: Detroit, New England)

Atlanta at L.A. Rams	1:00
Cleveland at Seattle	1:00
Green Bay at New Orleans	12:00
<b>Houston at Cincinnati</b>	<b>1:00</b>
Kansas City at L.A. Raiders	1:00
Miami at Philadelphia	1:00
Minnesota at Denver	2:00
New York Jets at Indianapolis	4:00
Phoenix at Dallas	12:00
San Francisco at Tampa Bay	1:00
Washington at New York Giants	1:00

**Sunday Night, November 14**

San Diego at San Diego	5:00
------------------------	------

**Monday, November 15**

Pittsburgh at Pittsburgh	9:00
--------------------------	------

**THIRTEENTH WEEK**

**Sunday, November 21**

(NBC-TV national weekend)

(Open Dates: Phoenix, Seattle)

Chicago at Kansas City	12:00
Cincinnati at New York Jets	1:00
Dallas at Atlanta	1:00
Detroit vs. Green Bay at Milw.	12:00
<b>Houston at Cleveland</b>	<b>1:00</b>
Indianapolis at Buffalo	1:00
L.A. Raiders at San Diego	1:00
New England at Miami	1:00
New York Giants at Philadelphia	4:00
Pittsburgh at Denver	2:00
Washington at L.A. Rams	1:00

**Sunday Night, November 21**

Minnesota at Tampa Bay	8:00
------------------------	------

**Monday, November 22**

New Orleans at San Francisco	8:00
------------------------------	------

**THIRTEENTH WEEK**

**Thursday, November 25**

(CBS-TV national weekend)

Chicago at Detroit	12:30
Miami at Dallas	3:00

**Sunday, November 28**

Buffalo at Kansas City	3:00
Cleveland at Atlanta	1:00
Denver at Seattle	1:00
L.A. Raiders at Cincinnati	1:00
New Orleans at Minnesota	12:00
New York Jets at New England	1:00
Philadelphia at Washington	1:00
Phoenix at New York Giants	1:00
San Francisco at L.A. Rams	1:00
Tampa Bay at Green Bay	12:00

**Sunday Night, November 28**

<b>Pittsburgh at Houston</b>	<b>7:00</b>
------------------------------	-------------

**Monday, November 29**

San Diego at Indianapolis	9:00
---------------------------	------

**FOURTEENTH WEEK**

**Sunday, December 5**

(NBC-TV national weekend)

<b>Atlanta at Houston</b>	<b>12:00</b>
Denver at San Diego	1:00
Green Bay at Chicago	12:00
Indianapolis at New York Jets	1:00
Kansas City at Seattle	1:00
L.A. Raiders at Buffalo	1:00
L.A. Rams at Phoenix	2:00
Minnesota at Detroit	1:00
New England at Pittsburgh	1:00
New Orleans at Cleveland	1:00
New York Giants at Miami	4:00
Washington at Tampa Bay	1:00

**Sunday Night, December 5**

Cincinnati at San Francisco	5:00
-----------------------------	------

**Monday, December 6**

Philadelphia at Dallas	8:00
------------------------	------

**FIFTEENTH WEEK**

**Saturday, December 1\***

(NBC-TV national weekend)

New York Jets at Washington	12:30
San Francisco at Atlanta	3:00

**Sunday, December 12**

Buffalo at Philadelphia	1:00
Chicago at Tampa Bay	1:00
Cincinnati at New England	1:00
<b>Cleveland at Houston</b>	<b>12:00</b>
Dallas at Minnesota	3:00
Detroit at Phoenix	2:00
Indianapolis at New York Giants	1:00
Kansas City at Denver	2:00
L.A. Rams at New Orleans	12:00
Seattle at L.A. Raiders	1:00

**Sunday Night, December 12**

Green Bay at San Diego	5:00
------------------------	------

**Monday, December 13**

Pittsburgh at Miami	9:00
---------------------	------

**SIXTEENTH WEEK**

**Saturday, December 18**

(CBS-TV national weekend)

Dallas at New York Jets	4:00
Denver at Chicago	11:30

**Sunday, December 19**

Atlanta at Washington	1:00
Buffalo at Miami	1:00
<b>Houston at Pittsburgh</b>	<b>1:00</b>
L.A. Rams at Cincinnati	1:00
Minnesota vs. Green Bay at Milw.	12:00
New England at Cleveland	1:00
Phoenix at Seattle	1:00
San Diego at Kansas City	3:00
San Francisco at Detroit	4:00
Tampa Bay at L.A. Raiders	1:00

**Sunday Night, December 19**

Philadelphia at Indianapolis	8:00
------------------------------	------

**Monday, December 20**

New York Giants at New Orleans	8:00
--------------------------------	------

**SEVENTEENTH WEEK**

**Saturday, December 25**

(CBS-TV national weekend)

<b>Houston at San Francisco</b>	<b>2:30</b>
---------------------------------	-------------



# Houston Oilers



- 8 Hours of Action!
- 3 Hour Pregame
- 2 Hour Postgame

AM 740  
**KTRH**  
NEWSRADIO



HOUSTON OILERS RADIO NETWORK



# THE BEST SEAT IN THE HOUSE IS NOT ALWAYS ON THE 50 YARD LINE.

Hard hitting football action kicks off this summer as once again Raycom brings you NFL pre-season coverage of the Houston Oilers.

"Luv Ya Blue" fans will use this chance to pre-

view all the exciting action for the upcoming season.

Tune in for every minute of the hottest show in Texas as the Oiler stars set out to strike Super Bowl paydirt!

**RAYCOM**